


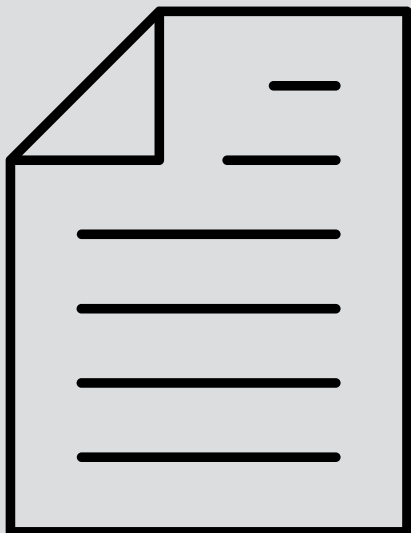
**Grade 1**



**TERM 4**



**HL ENG**









**WORKSHEET**






**PACK**





#### MONDAY ACTIVITY 1



	<b>LOOK &amp; SAY</b>	choose	favourite	teacher	show	paint
	<b>SOUND OUT</b>	just	stop	tree	grin	
		soon	bring	took	with	
	<b>READ</b>	I will bring my favourite book to school. I will bring it to school to show my teacher. My teacher and I can look at my book together				
	<b>WRITE</b>	Write the  and  words in your dictionary.				

#### MONDAY ACTIVITY 2





	<b>READ</b>	Read the  and  words from Monday Activity 1.				
	<b>READ</b>	I like to paint. When I paint, I feel happy. I like to paint with my friends. My favourite thing to paint is a tree. Do you like to paint?				
	<b>WRITE</b>	Draw a picture of the word: teacher				

#### TUESDAY ACTIVITY 1





	<b>LOOK &amp; SAY</b>	choose	favourite	paint	show	teacher
	<b>SOUND OUT</b>	plot	plan	plug	plum	
		plan	plum	plot	plug	

	<b>READ</b>	I want to paint. What should I paint? I will paint a plum. I will paint a big plum. I will show my teacher and she will be happy.
	<b>WRITE</b>	Draw a picture of the word: plum







## TUESDAY ACTIVITY 2

	<b>READ</b>	Read the  and  words from Tuesday Activity 1.
	<b>WRITE</b>	<p>1. What do I want to do? I want to _____.</p> <p>2. What will I paint? I will paint a _____.</p>



## WEDNESDAY ACTIVITY 1


	<b>LOOK &amp; SAY</b>	choose	favourite	paint	show	teacher
	<b>SOUND OUT</b>	fur	turn	burn	hurt	
		burn	fur	hurt	turn	
	<b>READ</b>	You must not play with things that can burn you. It is not safe. It will hurt if you burn. You will be in a lot of pain!				
	<b>WRITE</b>	<p>1. What must you not play with? You must not play with _____.</p> <p>2. How will it feel if you burn? It will _____ if you burn.</p>				

## WEDNESDAY ACTIVITY 2





	<b>READ</b>	Read the  and  words from Wednesday Activity 1.
	<b>WRITE</b>	Write the  words and  words in your dictionary. Draw a picture of the word: <b>burn</b>

## THURSDAY ACTIVITY 1

	<b>LOOK &amp; SAY</b>	choose	favourite	teacher	show	paint
	<b>SOUND OUT</b>	stop	boat	must	road	just goat rust soap

	<b>READ</b>	<div data-bbox="624 882 1241 1693" data-label="Image"> </div> <p data-bbox="371 1783 1497 2067">           Bohlale will paint. She will choose her favourite to show her teacher. Her teacher will be very happy. Her teacher will show all of Bohlale's friends.         </p>
--	-------------	--





## THURSDAY ACTIVITY 2

	<b>READ</b>	Read the  and  words from Thursday Activity 1.
	<b>WRITE</b>	Draw a picture of your favourite part of the Big Book story.







## FRIDAY ACTIVITY 1

	<b>READ</b>	Read all the  and  words again.
	<b>READ</b>	Read the story from Thursday Activity 1.






## FRIDAY ACTIVITY 2

	<b>READ</b>	Read all the  and  words again.
	<b>WRITE</b>	Write the sentences in your book. Fix the mistakes. 1. she will choose her favourite 2. Her teecha will beed very happy 3. paint Bohlale will



#### MONDAY ACTIVITY 1



	<b>LOOK &amp; SAY</b>	choose	favourite	teacher	show	paint
	<b>SOUND OUT</b>	just	stop	tree	grin	
		soon	bring	took	with	
	<b>READ</b>	I will bring my favourite book to school. I will bring it to school to show my teacher. My teacher and I can look at my book together				
	<b>WRITE</b>	Write the  and  words in your dictionary.				

#### MONDAY ACTIVITY 2





	<b>READ</b>	Read the  and  words from Monday Activity 1.				
	<b>READ</b>	I like to paint. When I paint, I feel happy. I like to paint with my friends. My favourite thing to paint is a tree. Do you like to paint?				
	<b>WRITE</b>	Draw a picture of the word: teacher				

#### TUESDAY ACTIVITY 1





	<b>LOOK &amp; SAY</b>	choose	favourite	paint	show	teacher
	<b>SOUND OUT</b>	plot	plan	plug	plum	
		plan	plum	plot	plug	

	<b>READ</b>	I want to paint. What should I paint? I will paint a plum. I will paint a big plum. I will show my teacher and she will be happy.
	<b>WRITE</b>	Draw a picture of the word: plum

## TUESDAY ACTIVITY 2







	<b>READ</b>	Read the  and  words from Tuesday Activity 1.
	<b>WRITE</b>	<p>1. What do I want to do? I want to _____.</p> <p>2. What will I paint? I will paint a _____.</p>

## WEDNESDAY ACTIVITY 1



	<b>LOOK &amp; SAY</b>	choose	favourite	paint	show	teacher
	<b>SOUND OUT</b>	fur	turn	burn	hurt	
		burn	fur	hurt	turn	
	<b>READ</b>	You must not play with things that can burn you. It is not safe. It will hurt if you burn. You will be in a lot of pain!				
	<b>WRITE</b>	<p>1. What must you not play with? You must not play with _____.</p> <p>2. How will it feel if you burn? It will _____ if you burn.</p>				




## WEDNESDAY ACTIVITY 2





	<b>READ</b>	Read the  and  words from Wednesday Activity 1.
	<b>WRITE</b>	Write the  words and  words in your dictionary. Draw a picture of the word: <b>burn</b>

## THURSDAY ACTIVITY 1

	<b>LOOK &amp; SAY</b>	choose	favourite	teacher	show	paint
	<b>SOUND OUT</b>	stop	boat	must	road	
		just	goat	rust	soap	

	<b>READ</b>	<div data-bbox="624 882 1241 1693" data-label="Image"> </div> <p data-bbox="371 1783 1497 2065">           Bohlale will paint. She will choose her favourite to show her teacher. Her teacher will be very happy. Her teacher will show all of Bohlale's friends.         </p>
--	-------------	--





## THURSDAY ACTIVITY 2

	<b>READ</b>	Read the  and  words from Thursday Activity 1.
	<b>WRITE</b>	Draw a picture of your favourite part of the Big Book story.







## FRIDAY ACTIVITY 1

	<b>READ</b>	Read all the  and  words again.
	<b>READ</b>	Read the story from Thursday Activity 1.






## FRIDAY ACTIVITY 2

	<b>READ</b>	Read all the  and  words again.
	<b>WRITE</b>	Write the sentences in your book. Fix the mistakes. 1. she will choose her favourite 2. Her teecha will beed very happy 3. paint Bohlale will



### MONDAY ACTIVITY 1



	<b>LOOK &amp; SAY</b>	choose	favourite	teacher	show	paint
	<b>SOUND OUT</b>	just	stop	tree	grin	
		soon	bring	took	with	
	<b>READ</b>	I will bring my favourite book to school. I will bring it to school to show my teacher. My teacher and I can look at my book together				
	<b>WRITE</b>	Write the  and  words in your dictionary.				

### MONDAY ACTIVITY 2





	<b>READ</b>	Read the  and  words from Monday Activity 1.				
	<b>READ</b>	I like to paint. When I paint, I feel happy. I like to paint with my friends. My favourite thing to paint is a tree. Do you like to paint?				
	<b>WRITE</b>	Draw a picture of the word: teacher				

### TUESDAY ACTIVITY 1





	<b>LOOK &amp; SAY</b>	choose	favourite	paint	show	teacher
	<b>SOUND OUT</b>	plot	plan	plug	plum	
		plan	plum	plot	plug	

	<b>READ</b>	I want to paint. What should I paint? I will paint a plum. I will paint a big plum. I will show my teacher and she will be happy.
	<b>WRITE</b>	Draw a picture of the word: plum







## TUESDAY ACTIVITY 2

	<b>READ</b>	Read the  and  words from Tuesday Activity 1.
	<b>WRITE</b>	<p>1. What do I want to do? I want to _____.</p> <p>2. What will I paint? I will paint a _____.</p>



## WEDNESDAY ACTIVITY 1


	<b>LOOK &amp; SAY</b>	choose	favourite	paint	show	teacher
	<b>SOUND OUT</b>	fur	turn	burn	hurt	
		burn	fur	hurt	turn	
	<b>READ</b>	You must not play with things that can burn you. It is not safe. It will hurt if you burn. You will be in a lot of pain!				
	<b>WRITE</b>	<p>1. What must you not play with? You must not play with _____.</p> <p>2. How will it feel if you burn? It will _____ if you burn.</p>				

## WEDNESDAY ACTIVITY 2





	<b>READ</b>	Read the  and  words from Wednesday Activity 1.
	<b>WRITE</b>	Write the  words and  words in your dictionary. Draw a picture of the word: <b>burn</b>

## THURSDAY ACTIVITY 1

	<b>LOOK &amp; SAY</b>	choose	favourite	teacher	show	paint
	<b>SOUND OUT</b>	stop	boat	must	road	
		just	goat	rust	soap	

	<b>READ</b>	<div data-bbox="624 882 1241 1693" data-label="Image"> </div> <p data-bbox="371 1783 1497 2069">           Bohlale will paint. She will choose her favourite to show her teacher. Her teacher will be very happy. Her teacher will show all of Bohlale's friends.         </p>
--	-------------	--





## THURSDAY ACTIVITY 2

	<b>READ</b>	Read the  and  words from Thursday Activity 1.
	<b>WRITE</b>	Draw a picture of your favourite part of the Big Book story.







## FRIDAY ACTIVITY 1

	<b>READ</b>	Read all the  and  words again.
	<b>READ</b>	Read the story from Thursday Activity 1.






## FRIDAY ACTIVITY 2

	<b>READ</b>	Read all the  and  words again.
	<b>WRITE</b>	Write the sentences in your book. Fix the mistakes. 1. she will choose her favourite 2. Her teecha will beed very happy 3. paint Bohlale will



#### MONDAY ACTIVITY 1



	<b>LOOK &amp; SAY</b>	choose	favourite	teacher	show	paint
	<b>SOUND OUT</b>	just	stop	tree	grin	
		soon	bring	took	with	
	<b>READ</b>	I will bring my favourite book to school. I will bring it to school to show my teacher. My teacher and I can look at my book together				
	<b>WRITE</b>	Write the  and  words in your dictionary.				

#### MONDAY ACTIVITY 2





	<b>READ</b>	Read the  and  words from Monday Activity 1.				
	<b>READ</b>	I like to paint. When I paint, I feel happy. I like to paint with my friends. My favourite thing to paint is a tree. Do you like to paint?				
	<b>WRITE</b>	Draw a picture of the word: teacher				

#### TUESDAY ACTIVITY 1





	<b>LOOK &amp; SAY</b>	choose	favourite	paint	show	teacher
	<b>SOUND OUT</b>	plot	plan	plug	plum	
		plan	plum	plot	plug	

	<b>READ</b>	I want to paint. What should I paint? I will paint a plum. I will paint a big plum. I will show my teacher and she will be happy.
	<b>WRITE</b>	Draw a picture of the word: plum

### TUESDAY ACTIVITY 2







	<b>READ</b>	Read the  and  words from Tuesday Activity 1.
	<b>WRITE</b>	<p>1. What do I want to do? I want to _____.</p> <p>2. What will I paint? I will paint a _____.</p>

### WEDNESDAY ACTIVITY 1



	<b>LOOK &amp; SAY</b>	choose	favourite	paint	show	teacher
	<b>SOUND OUT</b>	fur	turn	burn	hurt	
		burn	fur	hurt	turn	
	<b>READ</b>	You must not play with things that can burn you. It is not safe. It will hurt if you burn. You will be in a lot of pain!				
	<b>WRITE</b>	<p>1. What must you not play with? You must not play with _____.</p> <p>2. How will it feel if you burn? It will _____ if you burn.</p>				




## WEDNESDAY ACTIVITY 2





	<b>READ</b>	Read the  and  words from Wednesday Activity 1.
	<b>WRITE</b>	Write the  words and  words in your dictionary. Draw a picture of the word: <b>burn</b>

## THURSDAY ACTIVITY 1

	<b>LOOK &amp; SAY</b>	choose	favourite	teacher	show	paint
	<b>SOUND OUT</b>	stop	boat	must	road	
		just	goat	rust	soap	

	<b>READ</b>	<div data-bbox="624 882 1241 1693" data-label="Image"> </div> <p data-bbox="371 1783 1497 2067">           Bohlale will paint. She will choose her favourite to show her teacher. Her teacher will be very happy. Her teacher will show all of Bohlale's friends.         </p>
--	-------------	--





## THURSDAY ACTIVITY 2

	<b>READ</b>	Read the  and  words from Thursday Activity 1.
	<b>WRITE</b>	Draw a picture of your favourite part of the Big Book story.







## FRIDAY ACTIVITY 1

	<b>READ</b>	Read all the  and  words again.
	<b>READ</b>	Read the story from Thursday Activity 1.






## FRIDAY ACTIVITY 2

	<b>READ</b>	Read all the  and  words again.
	<b>WRITE</b>	Write the sentences in your book. Fix the mistakes. 1. she will choose her favourite 2. Her teecha will beed very happy 3. paint Bohlale will



### MONDAY ACTIVITY 1



	<b>LOOK &amp; SAY</b>	choose	favourite	teacher	show	paint
	<b>SOUND OUT</b>	just	stop	tree	grin	
		soon	bring	took	with	
	<b>READ</b>	I will bring my favourite book to school. I will bring it to school to show my teacher. My teacher and I can look at my book together				
	<b>WRITE</b>	Write the  and  words in your dictionary.				

### MONDAY ACTIVITY 2





	<b>READ</b>	Read the  and  words from Monday Activity 1.				
	<b>READ</b>	I like to paint. When I paint, I feel happy. I like to paint with my friends. My favourite thing to paint is a tree. Do you like to paint?				
	<b>WRITE</b>	Draw a picture of the word: teacher				

### TUESDAY ACTIVITY 1





	<b>LOOK &amp; SAY</b>	choose	favourite	paint	show	teacher
	<b>SOUND OUT</b>	plot	plan	plug	plum	
		plan	plum	plot	plug	

	<b>READ</b>	I want to paint. What should I paint? I will paint a plum. I will paint a big plum. I will show my teacher and she will be happy.
	<b>WRITE</b>	Draw a picture of the word: plum







## TUESDAY ACTIVITY 2

	<b>READ</b>	Read the  and  words from Tuesday Activity 1.
	<b>WRITE</b>	<p>1. What do I want to do? I want to _____.</p> <p>2. What will I paint? I will paint a _____.</p>



## WEDNESDAY ACTIVITY 1


	<b>LOOK &amp; SAY</b>	choose	favourite	paint	show	teacher
	<b>SOUND OUT</b>	fur	turn	burn	hurt	
		burn	fur	hurt	turn	
	<b>READ</b>	You must not play with things that can burn you. It is not safe. It will hurt if you burn. You will be in a lot of pain!				
	<b>WRITE</b>	<p>1. What must you not play with? You must not play with _____.</p> <p>2. How will it feel if you burn? It will _____ if you burn.</p>				

## WEDNESDAY ACTIVITY 2





	<b>READ</b>	Read the  and  words from Wednesday Activity 1.
	<b>WRITE</b>	Write the  words and  words in your dictionary. Draw a picture of the word: <b>burn</b>

## THURSDAY ACTIVITY 1

	<b>LOOK &amp; SAY</b>	choose	favourite	teacher	show	paint
	<b>SOUND OUT</b>	stop	boat	must	road	just goat rust soap

	<b>READ</b>	<div data-bbox="624 882 1241 1693" data-label="Image"> </div> <p data-bbox="371 1783 1497 2069">           Bohlale will paint. She will choose her favourite to show her teacher. Her teacher will be very happy. Her teacher will show all of Bohlale's friends.         </p>
--	-------------	--





## THURSDAY ACTIVITY 2

	<b>READ</b>	Read the  and  words from Thursday Activity 1.
	<b>WRITE</b>	Draw a picture of your favourite part of the Big Book story.







## FRIDAY ACTIVITY 1

	<b>READ</b>	Read all the  and  words again.
	<b>READ</b>	Read the story from Thursday Activity 1.






## FRIDAY ACTIVITY 2

	<b>READ</b>	Read all the  and  words again.
	<b>WRITE</b>	Write the sentences in your book. Fix the mistakes. 1. she will choose her favourite 2. Her teecha will beed very happy 3. paint Bohlale will



#### MONDAY ACTIVITY 1



	<b>LOOK &amp; SAY</b>	choose	favourite	teacher	show	paint
	<b>SOUND OUT</b>	just	stop	tree	grin	
		soon	bring	took	with	
	<b>READ</b>	I will bring my favourite book to school. I will bring it to school to show my teacher. My teacher and I can look at my book together				
	<b>WRITE</b>	Write the  and  words in your dictionary.				

#### MONDAY ACTIVITY 2





	<b>READ</b>	Read the  and  words from Monday Activity 1.				
	<b>READ</b>	I like to paint. When I paint, I feel happy. I like to paint with my friends. My favourite thing to paint is a tree. Do you like to paint?				
	<b>WRITE</b>	Draw a picture of the word: teacher				

#### TUESDAY ACTIVITY 1





	<b>LOOK &amp; SAY</b>	choose	favourite	paint	show	teacher
	<b>SOUND OUT</b>	plot	plan	plug	plum	
		plan	plum	plot	plug	

	<b>READ</b>	I want to paint. What should I paint? I will paint a plum. I will paint a big plum. I will show my teacher and she will be happy.
	<b>WRITE</b>	Draw a picture of the word: plum

## TUESDAY ACTIVITY 2







	<b>READ</b>	Read the  and  words from Tuesday Activity 1.
	<b>WRITE</b>	<p>1. What do I want to do? I want to _____.</p> <p>2. What will I paint? I will paint a _____.</p>

## WEDNESDAY ACTIVITY 1



	<b>LOOK &amp; SAY</b>	choose	favourite	paint	show	teacher
	<b>SOUND OUT</b>	fur	turn	burn	hurt	
		burn	fur	hurt	turn	
	<b>READ</b>	You must not play with things that can burn you. It is not safe. It will hurt if you burn. You will be in a lot of pain!				
	<b>WRITE</b>	<p>1. What must you not play with? You must not play with _____.</p> <p>2. How will it feel if you burn? It will _____ if you burn.</p>				




## WEDNESDAY ACTIVITY 2





	<b>READ</b>	Read the  and  words from Wednesday Activity 1.
	<b>WRITE</b>	Write the  words and  words in your dictionary. Draw a picture of the word: <b>burn</b>

## THURSDAY ACTIVITY 1





	<b>LOOK &amp; SAY</b>	choose	favourite	teacher	show	paint
	<b>SOUND OUT</b>	stop	boat	must	road	
		just	goat	rust	soap	

	<b>READ</b>	<div data-bbox="624 882 1241 1693" data-label="Image"> </div> <p data-bbox="371 1783 1497 2067">           Bohlale will paint. She will choose her favourite to show her teacher. Her teacher will be very happy. Her teacher will show all of Bohlale's friends.         </p>
--	-------------	--





## THURSDAY ACTIVITY 2

	<b>READ</b>	Read the  and  words from Thursday Activity 1.
	<b>WRITE</b>	Draw a picture of your favourite part of the Big Book story.







## FRIDAY ACTIVITY 1

	<b>READ</b>	Read all the  and  words again.
	<b>READ</b>	Read the story from Thursday Activity 1.






## FRIDAY ACTIVITY 2

	<b>READ</b>	Read all the  and  words again.
	<b>WRITE</b>	Write the sentences in your book. Fix the mistakes. 1. she will choose her favourite 2. Her teechea will beed very happy 3. paint Bohlale will



#### MONDAY ACTIVITY 1



	<b>LOOK &amp; SAY</b>	choose	favourite	teacher	show	paint
	<b>SOUND OUT</b>	just	stop	tree	grin	
		soon	bring	took	with	
	<b>READ</b>	I will bring my favourite book to school. I will bring it to school to show my teacher. My teacher and I can look at my book together				
	<b>WRITE</b>	Write the  and  words in your dictionary.				

#### MONDAY ACTIVITY 2





	<b>READ</b>	Read the  and  words from Monday Activity 1.				
	<b>READ</b>	I like to paint. When I paint, I feel happy. I like to paint with my friends. My favourite thing to paint is a tree. Do you like to paint?				
	<b>WRITE</b>	Draw a picture of the word: teacher				

#### TUESDAY ACTIVITY 1





	<b>LOOK &amp; SAY</b>	choose	favourite	paint	show	teacher
	<b>SOUND OUT</b>	plot	plan	plug	plum	
		plan	plum	plot	plug	

	<b>READ</b>	I want to paint. What should I paint? I will paint a plum. I will paint a big plum. I will show my teacher and she will be happy.
	<b>WRITE</b>	Draw a picture of the word: plum







## TUESDAY ACTIVITY 2

	<b>READ</b>	Read the  and  words from Tuesday Activity 1.
	<b>WRITE</b>	<p>1. What do I want to do? I want to _____.</p> <p>2. What will I paint? I will paint a _____.</p>



## WEDNESDAY ACTIVITY 1


	<b>LOOK &amp; SAY</b>	choose	favourite	paint	show	teacher
	<b>SOUND OUT</b>	fur	turn	burn	hurt	
		burn	fur	hurt	turn	
	<b>READ</b>	You must not play with things that can burn you. It is not safe. It will hurt if you burn. You will be in a lot of pain!				
	<b>WRITE</b>	<p>1. What must you not play with? You must not play with _____.</p> <p>2. How will it feel if you burn? It will _____ if you burn.</p>				

## WEDNESDAY ACTIVITY 2





	<b>READ</b>	Read the  and  words from Wednesday Activity 1.
	<b>WRITE</b>	Write the  words and  words in your dictionary. Draw a picture of the word: <b>burn</b>

## THURSDAY ACTIVITY 1

	<b>LOOK &amp; SAY</b>	choose	favourite	teacher	show	paint
	<b>SOUND OUT</b>	stop	boat	must	road	just goat rust soap

	<b>READ</b>	<div data-bbox="624 882 1241 1693" data-label="Image"> </div> <p data-bbox="371 1783 1497 2069">           Bohlale will paint. She will choose her favourite to show her teacher. Her teacher will be very happy. Her teacher will show all of Bohlale's friends.         </p>
--	-------------	--





## THURSDAY ACTIVITY 2

	<b>READ</b>	Read the  and  words from Thursday Activity 1.
	<b>WRITE</b>	Draw a picture of your favourite part of the Big Book story.







## FRIDAY ACTIVITY 1

	<b>READ</b>	Read all the  and  words again.
	<b>READ</b>	Read the story from Thursday Activity 1.






## FRIDAY ACTIVITY 2

	<b>READ</b>	Read all the  and  words again.
	<b>WRITE</b>	Write the sentences in your book. Fix the mistakes. 1. she will choose her favourite 2. Her teecha will beed very happy 3. paint Bohlale will



#### MONDAY ACTIVITY 1



	<b>LOOK &amp; SAY</b>	choose	favourite	teacher	show	paint
	<b>SOUND OUT</b>	just	stop	tree	grin	
		soon	bring	took	with	
	<b>READ</b>	I will bring my favourite book to school. I will bring it to school to show my teacher. My teacher and I can look at my book together				
	<b>WRITE</b>	Write the  and  words in your dictionary.				

#### MONDAY ACTIVITY 2





	<b>READ</b>	Read the  and  words from Monday Activity 1.				
	<b>READ</b>	I like to paint. When I paint, I feel happy. I like to paint with my friends. My favourite thing to paint is a tree. Do you like to paint?				
	<b>WRITE</b>	Draw a picture of the word: teacher				

#### TUESDAY ACTIVITY 1





	<b>LOOK &amp; SAY</b>	choose	favourite	paint	show	teacher
	<b>SOUND OUT</b>	plot	plan	plug	plum	
		plan	plum	plot	plug	

	<b>READ</b>	I want to paint. What should I paint? I will paint a plum. I will paint a big plum. I will show my teacher and she will be happy.
	<b>WRITE</b>	Draw a picture of the word: plum

## TUESDAY ACTIVITY 2







	<b>READ</b>	Read the  and  words from Tuesday Activity 1.
	<b>WRITE</b>	<p>1. What do I want to do? I want to _____.</p> <p>2. What will I paint? I will paint a _____.</p>

## WEDNESDAY ACTIVITY 1



	<b>LOOK &amp; SAY</b>	choose	favourite	paint	show	teacher
	<b>SOUND OUT</b>	fur	turn	burn	hurt	
	<b>READ</b>	You must not play with things that can burn you. It is not safe. It will hurt if you burn. You will be in a lot of pain!				
	<b>WRITE</b>	<p>1. What must you not play with? You must not play with _____.</p> <p>2. How will it feel if you burn? It will _____ if you burn.</p>				




## WEDNESDAY ACTIVITY 2





	<b>READ</b>	Read the  and  words from Wednesday Activity 1.
	<b>WRITE</b>	Write the  words and  words in your dictionary. Draw a picture of the word: <b>burn</b>

## THURSDAY ACTIVITY 1

	<b>LOOK &amp; SAY</b>	choose	favourite	teacher	show	paint
	<b>SOUND OUT</b>	stop	boat	must	road	
		just	goat	rust	soap	

	<b>READ</b>	<div data-bbox="624 882 1241 1693" data-label="Image"> </div> <p data-bbox="371 1780 1497 2067">           Bohlale will paint. She will choose her favourite to show her teacher. Her teacher will be very happy. Her teacher will show all of Bohlale's friends.         </p>
--	-------------	--





## THURSDAY ACTIVITY 2

	<b>READ</b>	Read the  and  words from Thursday Activity 1.
	<b>WRITE</b>	Draw a picture of your favourite part of the Big Book story.







## FRIDAY ACTIVITY 1

	<b>READ</b>	Read all the  and  words again.
	<b>READ</b>	Read the story from Thursday Activity 1.






## FRIDAY ACTIVITY 2

	<b>READ</b>	Read all the  and  words again.
	<b>WRITE</b>	Write the sentences in your book. Fix the mistakes. 1. she will choose her favourite 2. Her teecha will beed very happy 3. paint Bohlale will



#### MONDAY ACTIVITY 1



	<b>LOOK &amp; SAY</b>	choose	favourite	teacher	show	paint
	<b>SOUND OUT</b>	just	stop	tree	grin	
		soon	bring	took	with	
	<b>READ</b>	I will bring my favourite book to school. I will bring it to school to show my teacher. My teacher and I can look at my book together				
	<b>WRITE</b>	Write the  and  words in your dictionary.				

#### MONDAY ACTIVITY 2





	<b>READ</b>	Read the  and  words from Monday Activity 1.				
	<b>READ</b>	I like to paint. When I paint, I feel happy. I like to paint with my friends. My favourite thing to paint is a tree. Do you like to paint?				
	<b>WRITE</b>	Draw a picture of the word: teacher				

#### TUESDAY ACTIVITY 1





	<b>LOOK &amp; SAY</b>	choose	favourite	paint	show	teacher
	<b>SOUND OUT</b>	plot	plan	plug	plum	
		plan	plum	plot	plug	

	<b>READ</b>	I want to paint. What should I paint? I will paint a plum. I will paint a big plum. I will show my teacher and she will be happy.
	<b>WRITE</b>	Draw a picture of the word: plum







## TUESDAY ACTIVITY 2

	<b>READ</b>	Read the  and  words from Tuesday Activity 1.
	<b>WRITE</b>	<p>1. What do I want to do? I want to _____.</p> <p>2. What will I paint? I will paint a _____.</p>



## WEDNESDAY ACTIVITY 1


	<b>LOOK &amp; SAY</b>	choose	favourite	paint	show	teacher
	<b>SOUND OUT</b>	fur	turn	burn	hurt	
		burn	fur	hurt	turn	
	<b>READ</b>	You must not play with things that can burn you. It is not safe. It will hurt if you burn. You will be in a lot of pain!				
	<b>WRITE</b>	<p>1. What must you not play with? You must not play with _____.</p> <p>2. How will it feel if you burn? It will _____ if you burn.</p>				

## WEDNESDAY ACTIVITY 2





	<b>READ</b>	Read the  and  words from Wednesday Activity 1.
	<b>WRITE</b>	Write the  words and  words in your dictionary. Draw a picture of the word: <b>burn</b>

## THURSDAY ACTIVITY 1

	<b>LOOK &amp; SAY</b>	choose	favourite	teacher	show	paint
	<b>SOUND OUT</b>	stop	boat	must	road	
		just	goat	rust	soap	

	<b>READ</b>	<div data-bbox="624 882 1241 1693" data-label="Image"> </div> <p data-bbox="371 1783 1497 2067">           Bohlale will paint. She will choose her favourite to show her teacher. Her teacher will be very happy. Her teacher will show all of Bohlale's friends.         </p>
--	-------------	--





## THURSDAY ACTIVITY 2

	<b>READ</b>	Read the  and  words from Thursday Activity 1.
	<b>WRITE</b>	Draw a picture of your favourite part of the Big Book story.







## FRIDAY ACTIVITY 1

	<b>READ</b>	Read all the  and  words again.
	<b>READ</b>	Read the story from Thursday Activity 1.






## FRIDAY ACTIVITY 2

	<b>READ</b>	Read all the  and  words again.
	<b>WRITE</b>	Write the sentences in your book. Fix the mistakes. 1. she will choose her favourite 2. Her teecha will beed very happy 3. paint Bohlale will



#### MONDAY ACTIVITY 1



	<b>LOOK &amp; SAY</b>	choose	favourite	teacher	show	paint
	<b>SOUND OUT</b>	just	stop	tree	grin	
		soon	bring	took	with	
	<b>READ</b>	I will bring my favourite book to school. I will bring it to school to show my teacher. My teacher and I can look at my book together				
	<b>WRITE</b>	Write the  and  words in your dictionary.				

#### MONDAY ACTIVITY 2





	<b>READ</b>	Read the  and  words from Monday Activity 1.				
	<b>READ</b>	I like to paint. When I paint, I feel happy. I like to paint with my friends. My favourite thing to paint is a tree. Do you like to paint?				
	<b>WRITE</b>	Draw a picture of the word: teacher				

#### TUESDAY ACTIVITY 1





	<b>LOOK &amp; SAY</b>	choose	favourite	paint	show	teacher
	<b>SOUND OUT</b>	plot	plan	plug	plum	
		plan	plum	plot	plug	

	<b>READ</b>	I want to paint. What should I paint? I will paint a plum. I will paint a big plum. I will show my teacher and she will be happy.
	<b>WRITE</b>	Draw a picture of the word: plum

## TUESDAY ACTIVITY 2







	<b>READ</b>	Read the  and  words from Tuesday Activity 1.
	<b>WRITE</b>	<p>1. What do I want to do? I want to _____.</p> <p>2. What will I paint? I will paint a _____.</p>

## WEDNESDAY ACTIVITY 1



	<b>LOOK &amp; SAY</b>	choose	favourite	paint	show	teacher
	<b>SOUND OUT</b>	fur	turn	burn	hurt	
	<b>READ</b>	You must not play with things that can burn you. It is not safe. It will hurt if you burn. You will be in a lot of pain!				
	<b>WRITE</b>	<p>1. What must you not play with? You must not play with _____.</p> <p>2. How will it feel if you burn? It will _____ if you burn.</p>				




## WEDNESDAY ACTIVITY 2





	<b>READ</b>	Read the  and  words from Wednesday Activity 1.
	<b>WRITE</b>	Write the  words and  words in your dictionary. Draw a picture of the word: <b>burn</b>

## THURSDAY ACTIVITY 1

	<b>LOOK &amp; SAY</b>	choose	favourite	teacher	show	paint
	<b>SOUND OUT</b>	stop	boat	must	road	
		just	goat	rust	soap	

	<b>READ</b>	<div data-bbox="624 882 1241 1693" data-label="Image"> </div> <p data-bbox="371 1783 1497 2067">           Bohlale will paint. She will choose her favourite to show her teacher. Her teacher will be very happy. Her teacher will show all of Bohlale's friends.         </p>
--	-------------	--





## THURSDAY ACTIVITY 2

	<b>READ</b>	Read the  and  words from Thursday Activity 1.
	<b>WRITE</b>	Draw a picture of your favourite part of the Big Book story.







## FRIDAY ACTIVITY 1

	<b>READ</b>	Read all the  and  words again.
	<b>READ</b>	Read the story from Thursday Activity 1.






## FRIDAY ACTIVITY 2

	<b>READ</b>	Read all the  and  words again.
	<b>WRITE</b>	Write the sentences in your book. Fix the mistakes. 1. she will choose her favourite 2. Her teecha will beed very happy 3. paint Bohlale will



#### MONDAY ACTIVITY 1



	<b>LOOK &amp; SAY</b>	choose	favourite	teacher	show	paint
	<b>SOUND OUT</b>	just	stop	tree	grin	
		soon	bring	took	with	
	<b>READ</b>	I will bring my favourite book to school. I will bring it to school to show my teacher. My teacher and I can look at my book together				
	<b>WRITE</b>	Write the  and  words in your dictionary.				

#### MONDAY ACTIVITY 2





	<b>READ</b>	Read the  and  words from Monday Activity 1.				
	<b>READ</b>	I like to paint. When I paint, I feel happy. I like to paint with my friends. My favourite thing to paint is a tree. Do you like to paint?				
	<b>WRITE</b>	Draw a picture of the word: teacher				

#### TUESDAY ACTIVITY 1





	<b>LOOK &amp; SAY</b>	choose	favourite	paint	show	teacher
	<b>SOUND OUT</b>	plot	plan	plug	plum	
		plan	plum	plot	plug	

	<b>READ</b>	I want to paint. What should I paint? I will paint a plum. I will paint a big plum. I will show my teacher and she will be happy.
	<b>WRITE</b>	Draw a picture of the word: plum







## TUESDAY ACTIVITY 2

	<b>READ</b>	Read the  and  words from Tuesday Activity 1.
	<b>WRITE</b>	<p>1. What do I want to do? I want to _____.</p> <p>2. What will I paint? I will paint a _____.</p>



## WEDNESDAY ACTIVITY 1


	<b>LOOK &amp; SAY</b>	choose	favourite	paint	show	teacher
	<b>SOUND OUT</b>	fur	turn	burn	hurt	
	<b>READ</b>	You must not play with things that can burn you. It is not safe. It will hurt if you burn. You will be in a lot of pain!				
	<b>WRITE</b>	<p>1. What must you not play with? You must not play with _____.</p> <p>2. How will it feel if you burn? It will _____ if you burn.</p>				

## WEDNESDAY ACTIVITY 2





	<b>READ</b>	Read the  and  words from Wednesday Activity 1.
	<b>WRITE</b>	Write the  words and  words in your dictionary. Draw a picture of the word: <b>burn</b>

## THURSDAY ACTIVITY 1

	<b>LOOK &amp; SAY</b>	choose	favourite	teacher	show	paint
	<b>SOUND OUT</b>	stop	boat	must	road	
		just	goat	rust	soap	

	<b>READ</b>	<div data-bbox="624 882 1241 1693" data-label="Image"> </div> <p data-bbox="371 1783 1497 2069">           Bohlale will paint. She will choose her favourite to show her teacher. Her teacher will be very happy. Her teacher will show all of Bohlale's friends.         </p>
--	-------------	--





## THURSDAY ACTIVITY 2

	<b>READ</b>	Read the  and  words from Thursday Activity 1.
	<b>WRITE</b>	Draw a picture of your favourite part of the Big Book story.







## FRIDAY ACTIVITY 1

	<b>READ</b>	Read all the  and  words again.
	<b>READ</b>	Read the story from Thursday Activity 1.






## FRIDAY ACTIVITY 2

	<b>READ</b>	Read all the  and  words again.
	<b>WRITE</b>	Write the sentences in your book. Fix the mistakes. 1. she will choose her favourite 2. Her teecha will beed very happy 3. paint Bohlale will



#### MONDAY ACTIVITY 1



	<b>LOOK &amp; SAY</b>	choose	favourite	teacher	show	paint
	<b>SOUND OUT</b>	just	stop	tree	grin	
		soon	bring	took	with	
	<b>READ</b>	I will bring my favourite book to school. I will bring it to school to show my teacher. My teacher and I can look at my book together				
	<b>WRITE</b>	Write the  and  words in your dictionary.				

#### MONDAY ACTIVITY 2





	<b>READ</b>	Read the  and  words from Monday Activity 1.				
	<b>READ</b>	I like to paint. When I paint, I feel happy. I like to paint with my friends. My favourite thing to paint is a tree. Do you like to paint?				
	<b>WRITE</b>	Draw a picture of the word: teacher				

#### TUESDAY ACTIVITY 1





	<b>LOOK &amp; SAY</b>	choose	favourite	paint	show	teacher
	<b>SOUND OUT</b>	plot	plan	plug	plum	
		plan	plum	plot	plug	

	<b>READ</b>	I want to paint. What should I paint? I will paint a plum. I will paint a big plum. I will show my teacher and she will be happy.
	<b>WRITE</b>	Draw a picture of the word: plum

## TUESDAY ACTIVITY 2







	<b>READ</b>	Read the  and  words from Tuesday Activity 1.
	<b>WRITE</b>	<p>1. What do I want to do? I want to _____.</p> <p>2. What will I paint? I will paint a _____.</p>

## WEDNESDAY ACTIVITY 1



	<b>LOOK &amp; SAY</b>	choose	favourite	paint	show	teacher
	<b>SOUND OUT</b>	fur	turn	burn	hurt	
		burn	fur	hurt	turn	
	<b>READ</b>	You must not play with things that can burn you. It is not safe. It will hurt if you burn. You will be in a lot of pain!				
	<b>WRITE</b>	<p>1. What must you not play with? You must not play with _____.</p> <p>2. How will it feel if you burn? It will _____ if you burn.</p>				




## WEDNESDAY ACTIVITY 2





	<b>READ</b>	Read the  and  words from Wednesday Activity 1.
	<b>WRITE</b>	Write the  words and  words in your dictionary. Draw a picture of the word: <b>burn</b>

## THURSDAY ACTIVITY 1

	<b>LOOK &amp; SAY</b>	choose	favourite	teacher	show	paint
	<b>SOUND OUT</b>	stop	boat	must	road	
		just	goat	rust	soap	

	<b>READ</b>	<div data-bbox="624 882 1241 1693" data-label="Image"> </div> <p data-bbox="371 1783 1497 2067">           Bohlale will paint. She will choose her favourite to show her teacher. Her teacher will be very happy. Her teacher will show all of Bohlale's friends.         </p>
--	-------------	--





## THURSDAY ACTIVITY 2

	<b>READ</b>	Read the  and  words from Thursday Activity 1.
	<b>WRITE</b>	Draw a picture of your favourite part of the Big Book story.







## FRIDAY ACTIVITY 1

	<b>READ</b>	Read all the  and  words again.
	<b>READ</b>	Read the story from Thursday Activity 1.






## FRIDAY ACTIVITY 2

	<b>READ</b>	Read all the  and  words again.
	<b>WRITE</b>	Write the sentences in your book. Fix the mistakes. 1. she will choose her favourite 2. Her teecha will beed very happy 3. paint Bohlale will



#### MONDAY ACTIVITY 1



	<b>LOOK &amp; SAY</b>	choose	favourite	teacher	show	paint
	<b>SOUND OUT</b>	just	stop	tree	grin	
		soon	bring	took	with	
	<b>READ</b>	I will bring my favourite book to school. I will bring it to school to show my teacher. My teacher and I can look at my book together				
	<b>WRITE</b>	Write the  and  words in your dictionary.				

#### MONDAY ACTIVITY 2





	<b>READ</b>	Read the  and  words from Monday Activity 1.				
	<b>READ</b>	I like to paint. When I paint, I feel happy. I like to paint with my friends. My favourite thing to paint is a tree. Do you like to paint?				
	<b>WRITE</b>	Draw a picture of the word: teacher				

#### TUESDAY ACTIVITY 1





	<b>LOOK &amp; SAY</b>	choose	favourite	paint	show	teacher
	<b>SOUND OUT</b>	plot	plan	plug	plum	
		plan	plum	plot	plug	

	<b>READ</b>	I want to paint. What should I paint? I will paint a plum. I will paint a big plum. I will show my teacher and she will be happy.
	<b>WRITE</b>	Draw a picture of the word: plum







### TUESDAY ACTIVITY 2

	<b>READ</b>	Read the  and  words from Tuesday Activity 1.
	<b>WRITE</b>	<p>1. What do I want to do? I want to _____.</p> <p>2. What will I paint? I will paint a _____.</p>



### WEDNESDAY ACTIVITY 1


	<b>LOOK &amp; SAY</b>	choose	favourite	paint	show	teacher
	<b>SOUND OUT</b>	fur	turn	burn	hurt	
		burn	fur	hurt	turn	
	<b>READ</b>	You must not play with things that can burn you. It is not safe. It will hurt if you burn. You will be in a lot of pain!				
	<b>WRITE</b>	<p>1. What must you not play with? You must not play with _____.</p> <p>2. How will it feel if you burn? It will _____ if you burn.</p>				

## WEDNESDAY ACTIVITY 2

	<b>READ</b>	Read the  and  words from Wednesday Activity 1.
	<b>WRITE</b>	Write the  words and  words in your dictionary. Draw a picture of the word: <b>burn</b>

## THURSDAY ACTIVITY 1

	<b>LOOK &amp; SAY</b>	choose	favourite	teacher	show	paint
	<b>SOUND OUT</b>	stop	boat	must	road	
		just	goat	rust	soap	

	<b>READ</b>	<div data-bbox="624 882 1241 1693" data-label="Image"> </div> <p data-bbox="371 1783 1497 2067">           Bohlale will paint. She will choose her favourite to show her teacher. Her teacher will be very happy. Her teacher will show all of Bohlale's friends.         </p>
--	-------------	--

## THURSDAY ACTIVITY 2



READ

Read the  and  words from Thursday Activity 1.



WRITE

Draw a picture of your favourite part of the Big Book story.

## FRIDAY ACTIVITY 1



READ

Read all the  and  words again.



READ

Read the story from Thursday Activity 1.

## FRIDAY ACTIVITY 2



READ

Read all the  and  words again.









WRITE






Write the sentences in your book. Fix the mistakes.

1. she will choose her favourite
2. Her teecha will beed very happy
3. paint Bohlale will



#### MONDAY ACTIVITY 1



	<b>LOOK &amp; SAY</b>	choose	favourite	teacher	show	paint
	<b>SOUND OUT</b>	just	stop	tree	grin	
		soon	bring	took	with	
	<b>READ</b>	I will bring my favourite book to school. I will bring it to school to show my teacher. My teacher and I can look at my book together				
	<b>WRITE</b>	Write the  and  words in your dictionary.				

#### MONDAY ACTIVITY 2





	<b>READ</b>	Read the  and  words from Monday Activity 1.				
	<b>READ</b>	I like to paint. When I paint, I feel happy. I like to paint with my friends. My favourite thing to paint is a tree. Do you like to paint?				
	<b>WRITE</b>	Draw a picture of the word: teacher				

#### TUESDAY ACTIVITY 1





	<b>LOOK &amp; SAY</b>	choose	favourite	paint	show	teacher
	<b>SOUND OUT</b>	plot	plan	plug	plum	
		plan	plum	plot	plug	

	<b>READ</b>	I want to paint. What should I paint? I will paint a plum. I will paint a big plum. I will show my teacher and she will be happy.
	<b>WRITE</b>	Draw a picture of the word: plum

## TUESDAY ACTIVITY 2







	<b>READ</b>	Read the  and  words from Tuesday Activity 1.
	<b>WRITE</b>	<p>1. What do I want to do? I want to _____.</p> <p>2. What will I paint? I will paint a _____.</p>

## WEDNESDAY ACTIVITY 1



	<b>LOOK &amp; SAY</b>	choose	favourite	paint	show	teacher
	<b>SOUND OUT</b>	fur	turn	burn	hurt	
		burn	fur	hurt	turn	
	<b>READ</b>	You must not play with things that can burn you. It is not safe. It will hurt if you burn. You will be in a lot of pain!				
	<b>WRITE</b>	<p>1. What must you not play with? You must not play with _____.</p> <p>2. How will it feel if you burn? It will _____ if you burn.</p>				




## WEDNESDAY ACTIVITY 2





	<b>READ</b>	Read the  and  words from Wednesday Activity 1.
	<b>WRITE</b>	Write the  words and  words in your dictionary. Draw a picture of the word: <b>burn</b>

## THURSDAY ACTIVITY 1

	<b>LOOK &amp; SAY</b>	choose	favourite	teacher	show	paint
	<b>SOUND OUT</b>	stop	boat	must	road	
		just	goat	rust	soap	

	<b>READ</b>	<div data-bbox="624 882 1241 1693" data-label="Image"> </div> <p data-bbox="371 1783 1497 2069">           Bohlale will paint. She will choose her favourite to show her teacher. Her teacher will be very happy. Her teacher will show all of Bohlale's friends.         </p>
--	-------------	--





## THURSDAY ACTIVITY 2

	<b>READ</b>	Read the  and  words from Thursday Activity 1.
	<b>WRITE</b>	Draw a picture of your favourite part of the Big Book story.







## FRIDAY ACTIVITY 1

	<b>READ</b>	Read all the  and  words again.
	<b>READ</b>	Read the story from Thursday Activity 1.






## FRIDAY ACTIVITY 2

	<b>READ</b>	Read all the  and  words again.
	<b>WRITE</b>	Write the sentences in your book. Fix the mistakes. 1. she will choose her favourite 2. Her teecha will beed very happy 3. paint Bohlale will



#### MONDAY ACTIVITY 1



	<b>LOOK &amp; SAY</b>	choose	favourite	teacher	show	paint
	<b>SOUND OUT</b>	just	stop	tree	grin	
		soon	bring	took	with	
	<b>READ</b>	I will bring my favourite book to school. I will bring it to school to show my teacher. My teacher and I can look at my book together				
	<b>WRITE</b>	Write the  and  words in your dictionary.				

#### MONDAY ACTIVITY 2





	<b>READ</b>	Read the  and  words from Monday Activity 1.				
	<b>READ</b>	I like to paint. When I paint, I feel happy. I like to paint with my friends. My favourite thing to paint is a tree. Do you like to paint?				
	<b>WRITE</b>	Draw a picture of the word: teacher				

#### TUESDAY ACTIVITY 1





	<b>LOOK &amp; SAY</b>	choose	favourite	paint	show	teacher
	<b>SOUND OUT</b>	plot	plan	plug	plum	
		plan	plum	plot	plug	

	<b>READ</b>	I want to paint. What should I paint? I will paint a plum. I will paint a big plum. I will show my teacher and she will be happy.
	<b>WRITE</b>	Draw a picture of the word: plum







### TUESDAY ACTIVITY 2

	<b>READ</b>	Read the  and  words from Tuesday Activity 1.
	<b>WRITE</b>	<p>1. What do I want to do? I want to _____.</p> <p>2. What will I paint? I will paint a _____.</p>



### WEDNESDAY ACTIVITY 1


	<b>LOOK &amp; SAY</b>	choose	favourite	paint	show	teacher
	<b>SOUND OUT</b>	fur	turn	burn	hurt	
		burn	fur	hurt	turn	
	<b>READ</b>	You must not play with things that can burn you. It is not safe. It will hurt if you burn. You will be in a lot of pain!				
	<b>WRITE</b>	<p>1. What must you not play with? You must not play with _____.</p> <p>2. How will it feel if you burn? It will _____ if you burn.</p>				

## WEDNESDAY ACTIVITY 2

	<b>READ</b>	Read the  and  words from Wednesday Activity 1.
	<b>WRITE</b>	Write the  words and  words in your dictionary. Draw a picture of the word: <b>burn</b>

## THURSDAY ACTIVITY 1

	<b>LOOK &amp; SAY</b>	choose	favourite	teacher	show	paint
	<b>SOUND OUT</b>	stop	boat	must	road	just goat rust soap

	<b>READ</b>	<div data-bbox="624 882 1241 1693" data-label="Image"> </div> <p data-bbox="371 1783 1497 2067">           Bohlale will paint. She will choose her favourite to show her teacher. Her teacher will be very happy. Her teacher will show all of Bohlale's friends.         </p>
--	-------------	--

## THURSDAY ACTIVITY 2



READ

Read the  and  words from Thursday Activity 1.



WRITE

Draw a picture of your favourite part of the Big Book story.

## FRIDAY ACTIVITY 1



READ

Read all the  and  words again.



READ

Read the story from Thursday Activity 1.

## FRIDAY ACTIVITY 2



READ

Read all the  and  words again.









WRITE






Write the sentences in your book. Fix the mistakes.

1. she will choose her favourite
2. Her teecha will beed very happy
3. paint Bohlale will



#### MONDAY ACTIVITY 1



	<b>LOOK &amp; SAY</b>	choose	favourite	teacher	show	paint
	<b>SOUND OUT</b>	just	stop	tree	grin	
		soon	bring	took	with	
	<b>READ</b>	I will bring my favourite book to school. I will bring it to school to show my teacher. My teacher and I can look at my book together				
	<b>WRITE</b>	Write the  and  words in your dictionary.				

#### MONDAY ACTIVITY 2





	<b>READ</b>	Read the  and  words from Monday Activity 1.				
	<b>READ</b>	I like to paint. When I paint, I feel happy. I like to paint with my friends. My favourite thing to paint is a tree. Do you like to paint?				
	<b>WRITE</b>	Draw a picture of the word: teacher				

#### TUESDAY ACTIVITY 1





	<b>LOOK &amp; SAY</b>	choose	favourite	paint	show	teacher
	<b>SOUND OUT</b>	plot	plan	plug	plum	
		plan	plum	plot	plug	

	<b>READ</b>	I want to paint. What should I paint? I will paint a plum. I will paint a big plum. I will show my teacher and she will be happy.
	<b>WRITE</b>	Draw a picture of the word: plum

## TUESDAY ACTIVITY 2







	<b>READ</b>	Read the  and  words from Tuesday Activity 1.
	<b>WRITE</b>	<p>1. What do I want to do? I want to _____.</p> <p>2. What will I paint? I will paint a _____.</p>

## WEDNESDAY ACTIVITY 1



	<b>LOOK &amp; SAY</b>	choose	favourite	paint	show	teacher
	<b>SOUND OUT</b>	fur	turn	burn	hurt	
	<b>READ</b>	You must not play with things that can burn you. It is not safe. It will hurt if you burn. You will be in a lot of pain!				
	<b>WRITE</b>	<p>1. What must you not play with? You must not play with _____.</p> <p>2. How will it feel if you burn? It will _____ if you burn.</p>				




## WEDNESDAY ACTIVITY 2





	<b>READ</b>	Read the  and  words from Wednesday Activity 1.
	<b>WRITE</b>	Write the  words and  words in your dictionary. Draw a picture of the word: <b>burn</b>

## THURSDAY ACTIVITY 1

	<b>LOOK &amp; SAY</b>	choose	favourite	teacher	show	paint
	<b>SOUND OUT</b>	stop	boat	must	road	
		just	goat	rust	soap	

	<b>READ</b>	<div data-bbox="624 882 1241 1693" data-label="Image"> </div> <p data-bbox="371 1783 1497 2069">           Bohlale will paint. She will choose her favourite to show her teacher. Her teacher will be very happy. Her teacher will show all of Bohlale's friends.         </p>
--	-------------	--





## THURSDAY ACTIVITY 2

	<b>READ</b>	Read the  and  words from Thursday Activity 1.
	<b>WRITE</b>	Draw a picture of your favourite part of the Big Book story.







## FRIDAY ACTIVITY 1

	<b>READ</b>	Read all the  and  words again.
	<b>READ</b>	Read the story from Thursday Activity 1.






## FRIDAY ACTIVITY 2

	<b>READ</b>	Read all the  and  words again.
	<b>WRITE</b>	Write the sentences in your book. Fix the mistakes. 1. she will choose her favourite 2. Her teecha will beed very happy 3. paint Bohlale will



#### MONDAY ACTIVITY 1



	<b>LOOK &amp; SAY</b>	choose	favourite	teacher	show	paint
	<b>SOUND OUT</b>	just	stop	tree	grin	
		soon	bring	took	with	
	<b>READ</b>	I will bring my favourite book to school. I will bring it to school to show my teacher. My teacher and I can look at my book together				
	<b>WRITE</b>	Write the  and  words in your dictionary.				

#### MONDAY ACTIVITY 2





	<b>READ</b>	Read the  and  words from Monday Activity 1.				
	<b>READ</b>	I like to paint. When I paint, I feel happy. I like to paint with my friends. My favourite thing to paint is a tree. Do you like to paint?				
	<b>WRITE</b>	Draw a picture of the word: teacher				

#### TUESDAY ACTIVITY 1





	<b>LOOK &amp; SAY</b>	choose	favourite	paint	show	teacher
	<b>SOUND OUT</b>	plot	plan	plug	plum	
		plan	plum	plot	plug	

	<b>READ</b>	I want to paint. What should I paint? I will paint a plum. I will paint a big plum. I will show my teacher and she will be happy.
	<b>WRITE</b>	Draw a picture of the word: plum







## TUESDAY ACTIVITY 2

	<b>READ</b>	Read the  and  words from Tuesday Activity 1.
	<b>WRITE</b>	<p>1. What do I want to do? I want to _____.</p> <p>2. What will I paint? I will paint a _____.</p>



## WEDNESDAY ACTIVITY 1


	<b>LOOK &amp; SAY</b>	choose	favourite	paint	show	teacher
	<b>SOUND OUT</b>	fur	turn	burn	hurt	
	<b>READ</b>	You must not play with things that can burn you. It is not safe. It will hurt if you burn. You will be in a lot of pain!				
	<b>WRITE</b>	<p>1. What must you not play with? You must not play with _____.</p> <p>2. How will it feel if you burn? It will _____ if you burn.</p>				

## WEDNESDAY ACTIVITY 2





	<b>READ</b>	Read the  and  words from Wednesday Activity 1.
	<b>WRITE</b>	Write the  words and  words in your dictionary. Draw a picture of the word: <b>burn</b>

## THURSDAY ACTIVITY 1

	<b>LOOK &amp; SAY</b>	choose	favourite	teacher	show	paint
	<b>SOUND OUT</b>	stop	boat	must	road	
		just	goat	rust	soap	

	<b>READ</b>	<div data-bbox="624 882 1241 1693" data-label="Image"> </div> <p data-bbox="371 1783 1497 2067">           Bohlale will paint. She will choose her favourite to show her teacher. Her teacher will be very happy. Her teacher will show all of Bohlale's friends.         </p>
--	-------------	--





## THURSDAY ACTIVITY 2

	<b>READ</b>	Read the  and  words from Thursday Activity 1.
	<b>WRITE</b>	Draw a picture of your favourite part of the Big Book story.







## FRIDAY ACTIVITY 1

	<b>READ</b>	Read all the  and  words again.
	<b>READ</b>	Read the story from Thursday Activity 1.






## FRIDAY ACTIVITY 2

	<b>READ</b>	Read all the  and  words again.
	<b>WRITE</b>	Write the sentences in your book. Fix the mistakes. 1. she will choose her favourite 2. Her teecha will beed very happy 3. paint Bohlale will



#### MONDAY ACTIVITY 1



	<b>LOOK &amp; SAY</b>	choose	favourite	teacher	show	paint
	<b>SOUND OUT</b>	just	stop	tree	grin	
		soon	bring	took	with	
	<b>READ</b>	I will bring my favourite book to school. I will bring it to school to show my teacher. My teacher and I can look at my book together				
	<b>WRITE</b>	Write the  and  words in your dictionary.				

#### MONDAY ACTIVITY 2





	<b>READ</b>	Read the  and  words from Monday Activity 1.				
	<b>READ</b>	I like to paint. When I paint, I feel happy. I like to paint with my friends. My favourite thing to paint is a tree. Do you like to paint?				
	<b>WRITE</b>	Draw a picture of the word: teacher				

#### TUESDAY ACTIVITY 1





	<b>LOOK &amp; SAY</b>	choose	favourite	paint	show	teacher
	<b>SOUND OUT</b>	plot	plan	plug	plum	
		plan	plum	plot	plug	

	<b>READ</b>	I want to paint. What should I paint? I will paint a plum. I will paint a big plum. I will show my teacher and she will be happy.
	<b>WRITE</b>	Draw a picture of the word: plum

## TUESDAY ACTIVITY 2







	<b>READ</b>	Read the  and  words from Tuesday Activity 1.
	<b>WRITE</b>	<p>1. What do I want to do? I want to _____.</p> <p>2. What will I paint? I will paint a _____.</p>

## WEDNESDAY ACTIVITY 1



	<b>LOOK &amp; SAY</b>	choose	favourite	paint	show	teacher
	<b>SOUND OUT</b>	fur	turn	burn	hurt	
		burn	fur	hurt	turn	
	<b>READ</b>	You must not play with things that can burn you. It is not safe. It will hurt if you burn. You will be in a lot of pain!				
	<b>WRITE</b>	<p>1. What must you not play with? You must not play with _____.</p> <p>2. How will it feel if you burn? It will _____ if you burn.</p>				




## WEDNESDAY ACTIVITY 2

	<b>READ</b>	Read the  and  words from Wednesday Activity 1.
	<b>WRITE</b>	Write the  words and  words in your dictionary. Draw a picture of the word: <b>burn</b>

## THURSDAY ACTIVITY 1

	<b>LOOK &amp; SAY</b>	choose	favourite	teacher	show	paint
	<b>SOUND OUT</b>	stop	boat	must	road	
		just	goat	rust	soap	

	<b>READ</b>	<div data-bbox="624 882 1241 1693" data-label="Image"> </div> <p data-bbox="371 1783 1497 2067">           Bohlale will paint. She will choose her favourite to show her teacher. Her teacher will be very happy. Her teacher will show all of Bohlale's friends.         </p>
--	-------------	--

## THURSDAY ACTIVITY 2



READ

Read the  and  words from Thursday Activity 1.



WRITE

Draw a picture of your favourite part of the Big Book story.

## FRIDAY ACTIVITY 1



READ

Read all the  and  words again.



READ

Read the story from Thursday Activity 1.

## FRIDAY ACTIVITY 2



READ

Read all the  and  words again.









WRITE






Write the sentences in your book. Fix the mistakes.

1. she will choose her favourite
2. Her teecha will beed very happy
3. paint Bohlale will



#### MONDAY ACTIVITY 1



	<b>LOOK &amp; SAY</b>	choose	favourite	teacher	show	paint
	<b>SOUND OUT</b>	just	stop	tree	grin	
		soon	bring	took	with	
	<b>READ</b>	I will bring my favourite book to school. I will bring it to school to show my teacher. My teacher and I can look at my book together				
	<b>WRITE</b>	Write the  and  words in your dictionary.				

#### MONDAY ACTIVITY 2





	<b>READ</b>	Read the  and  words from Monday Activity 1.				
	<b>READ</b>	I like to paint. When I paint, I feel happy. I like to paint with my friends. My favourite thing to paint is a tree. Do you like to paint?				
	<b>WRITE</b>	Draw a picture of the word: teacher				

#### TUESDAY ACTIVITY 1





	<b>LOOK &amp; SAY</b>	choose	favourite	paint	show	teacher
	<b>SOUND OUT</b>	plot	plan	plug	plum	
		plan	plum	plot	plug	

	<b>READ</b>	I want to paint. What should I paint? I will paint a plum. I will paint a big plum. I will show my teacher and she will be happy.
	<b>WRITE</b>	Draw a picture of the word: plum







## TUESDAY ACTIVITY 2

	<b>READ</b>	Read the  and  words from Tuesday Activity 1.
	<b>WRITE</b>	<p>1. What do I want to do? I want to _____.</p> <p>2. What will I paint? I will paint a _____.</p>



## WEDNESDAY ACTIVITY 1


	<b>LOOK &amp; SAY</b>	choose	favourite	paint	show	teacher
	<b>SOUND OUT</b>	fur	turn	burn	hurt	
		burn	fur	hurt	turn	
	<b>READ</b>	You must not play with things that can burn you. It is not safe. It will hurt if you burn. You will be in a lot of pain!				
	<b>WRITE</b>	<p>1. What must you not play with? You must not play with _____.</p> <p>2. How will it feel if you burn? It will _____ if you burn.</p>				

## WEDNESDAY ACTIVITY 2





	<b>READ</b>	Read the  and  words from Wednesday Activity 1.
	<b>WRITE</b>	Write the  words and  words in your dictionary. Draw a picture of the word: <b>burn</b>

## THURSDAY ACTIVITY 1

	<b>LOOK &amp; SAY</b>	choose	favourite	teacher	show	paint
	<b>SOUND OUT</b>	stop	boat	must	road	
		just	goat	rust	soap	

	<b>READ</b>	<div data-bbox="624 882 1241 1693" data-label="Image"> </div> <p data-bbox="371 1783 1497 2065">           Bohlale will paint. She will choose her favourite to show her teacher. Her teacher will be very happy. Her teacher will show all of Bohlale's friends.         </p>
--	-------------	--





## THURSDAY ACTIVITY 2

	<b>READ</b>	Read the  and  words from Thursday Activity 1.
	<b>WRITE</b>	Draw a picture of your favourite part of the Big Book story.







## FRIDAY ACTIVITY 1

	<b>READ</b>	Read all the  and  words again.
	<b>READ</b>	Read the story from Thursday Activity 1.






## FRIDAY ACTIVITY 2

	<b>READ</b>	Read all the  and  words again.
	<b>WRITE</b>	Write the sentences in your book. Fix the mistakes. 1. she will choose her favourite 2. Her teechea will beed very happy 3. paint Bohlale will



#### MONDAY ACTIVITY 1



	<b>LOOK &amp; SAY</b>	choose	favourite	teacher	show	paint
	<b>SOUND OUT</b>	just	stop	tree	grin	
		soon	bring	took	with	
	<b>READ</b>	I will bring my favourite book to school. I will bring it to school to show my teacher. My teacher and I can look at my book together				
	<b>WRITE</b>	Write the  and  words in your dictionary.				

#### MONDAY ACTIVITY 2





	<b>READ</b>	Read the  and  words from Monday Activity 1.				
	<b>READ</b>	I like to paint. When I paint, I feel happy. I like to paint with my friends. My favourite thing to paint is a tree. Do you like to paint?				
	<b>WRITE</b>	Draw a picture of the word: teacher				

#### TUESDAY ACTIVITY 1





	<b>LOOK &amp; SAY</b>	choose	favourite	paint	show	teacher
	<b>SOUND OUT</b>	plot	plan	plug	plum	
		plan	plum	plot	plug	

	<b>READ</b>	I want to paint. What should I paint? I will paint a plum. I will paint a big plum. I will show my teacher and she will be happy.
	<b>WRITE</b>	Draw a picture of the word: plum

## TUESDAY ACTIVITY 2







	<b>READ</b>	Read the  and  words from Tuesday Activity 1.
	<b>WRITE</b>	<p>1. What do I want to do? I want to _____.</p> <p>2. What will I paint? I will paint a _____.</p>

## WEDNESDAY ACTIVITY 1



	<b>LOOK &amp; SAY</b>	choose	favourite	paint	show	teacher
	<b>SOUND OUT</b>	fur	turn	burn	hurt	
		burn	fur	hurt	turn	
	<b>READ</b>	You must not play with things that can burn you. It is not safe. It will hurt if you burn. You will be in a lot of pain!				
	<b>WRITE</b>	<p>1. What must you not play with? You must not play with _____.</p> <p>2. How will it feel if you burn? It will _____ if you burn.</p>				




## WEDNESDAY ACTIVITY 2





	<b>READ</b>	Read the  and  words from Wednesday Activity 1.
	<b>WRITE</b>	Write the  words and  words in your dictionary. Draw a picture of the word: <b>burn</b>

## THURSDAY ACTIVITY 1

	<b>LOOK &amp; SAY</b>	choose	favourite	teacher	show	paint
	<b>SOUND OUT</b>	stop	boat	must	road	just goat rust soap

	<b>READ</b>	<div data-bbox="624 882 1241 1693" data-label="Image"> </div> <p data-bbox="371 1783 1497 2067">           Bohlale will paint. She will choose her favourite to show her teacher. Her teacher will be very happy. Her teacher will show all of Bohlale's friends.         </p>
--	-------------	--





## THURSDAY ACTIVITY 2

	<b>READ</b>	Read the  and  words from Thursday Activity 1.
	<b>WRITE</b>	Draw a picture of your favourite part of the Big Book story.







## FRIDAY ACTIVITY 1

	<b>READ</b>	Read all the  and  words again.
	<b>READ</b>	Read the story from Thursday Activity 1.






## FRIDAY ACTIVITY 2

	<b>READ</b>	Read all the  and  words again.
	<b>WRITE</b>	Write the sentences in your book. Fix the mistakes. 1. she will choose her favourite 2. Her teecha will beed very happy 3. paint Bohlale will



#### MONDAY ACTIVITY 1



	<b>LOOK &amp; SAY</b>	gods	more	powerful	clever	gave
	<b>SOUND OUT</b>	fur	turn	burn	hurt	
		burn	fur	hurt	turn	
	<b>READ</b>	I gave my friend a turn. I gave her a turn to play. But my friend fell and hurt her leg. I feel sad for my friend. I will give her a hug.				
	<b>WRITE</b>	Write the  and  words in your dictionary.				

#### MONDAY ACTIVITY 2





	<b>READ</b>	Read the  and  words from Monday Activity 1.				
	<b>READ</b>	My teacher is clever. She knows what to do if we get hurt. She will help us and make us feel safe. She is my favourite teacher.				
	<b>WRITE</b>	Draw a picture of the word: fur				

#### TUESDAY ACTIVITY 1





	<b>LOOK &amp; SAY</b>	gods	more	powerful	clever	gave
	<b>SOUND OUT</b>	spot	spit	spin	spun	
		spit	spin	spun	spot	

	<b>READ</b>	Look at this spot on my book. It is a big spot. How did it get there? How did this big spot get onto my book?
	<b>WRITE</b>	Draw a picture of the word: spin







## TUESDAY ACTIVITY 2

	<b>READ</b>	Read the  and  words from Tuesday Activity 1.
	<b>WRITE</b>	<p>1. What is on my book? A _____ is on my book.</p> <p>2. Where is the big spot? The big spot is _____.</p>



## WEDNESDAY ACTIVITY 1


	<b>LOOK &amp; SAY</b>	gods	more	powerful	clever	gave
	<b>SOUND OUT</b>	cow	how	now	brown	
		brown	now	how	cow	
	<b>READ</b>	I have a brown cow. She likes to eat green grass. She was small but now she is very big and strong.				
	<b>WRITE</b>	<p>1. What does my cow like to eat? She likes to eat _____.</p> <p>2. Is my cow small? Yes/No. My cow is/is not small.</p>				

## WEDNESDAY ACTIVITY 2





	<b>READ</b>	Read the  and  words from Wednesday Activity 1.
	<b>WRITE</b>	Write the  words and  words in your dictionary. Draw a picture of the word: <b>brown cow</b>

## THURSDAY ACTIVITY 1





	<b>LOOK &amp; SAY</b>	gods	more	powerful	clever	gave
	<b>SOUND OUT</b>	spot	cow	spit	how	
		spin	now	spun	brown	

	<b>READ</b>	<div data-bbox="406 862 1500 1691" data-label="Image"> </div> <p data-bbox="367 1747 1532 2049">           The powerful gods could not help the people. The clever god changed into a small ant. He got the seed and gave it to the people. They could plant the seed and grow more!         </p>
--	-------------	---





## THURSDAY ACTIVITY 2

	<b>READ</b>	Read the  and  words from Thursday Activity 1.
	<b>WRITE</b>	Draw a picture of your favourite part of the Big Book story.







## FRIDAY ACTIVITY 1

	<b>READ</b>	Read all the  and  words again.
	<b>READ</b>	Read the story from Thursday Activity 1.






## FRIDAY ACTIVITY 2

	<b>READ</b>	Read all the  and  words again.
	<b>WRITE</b>	Write the sentences in your book. Fix the mistakes. 1. the powerful gods could not help 2. They canned planted the seed 3. the He got seed



#### MONDAY ACTIVITY 1



	<b>LOOK &amp; SAY</b>	gods	more	powerful	clever	gave
	<b>SOUND OUT</b>	fur	turn	burn	hurt	
		burn	fur	hurt	turn	
	<b>READ</b>	I gave my friend a turn. I gave her a turn to play. But my friend fell and hurt her leg. I feel sad for my friend. I will give her a hug.				
	<b>WRITE</b>	Write the  and  words in your dictionary.				

#### MONDAY ACTIVITY 2





	<b>READ</b>	Read the  and  words from Monday Activity 1.				
	<b>READ</b>	My teacher is clever. She knows what to do if we get hurt. She will help us and make us feel safe. She is my favourite teacher.				
	<b>WRITE</b>	Draw a picture of the word: fur				

#### TUESDAY ACTIVITY 1





	<b>LOOK &amp; SAY</b>	gods	more	powerful	clever	gave
	<b>SOUND OUT</b>	spot	spit	spin	spun	
		spit	spin	spun	spot	

	<b>READ</b>	Look at this spot on my book. It is a big spot. How did it get there? How did this big spot get onto my book?
	<b>WRITE</b>	Draw a picture of the word: spin

## TUESDAY ACTIVITY 2







	<b>READ</b>	Read the  and  words from Tuesday Activity 1.
	<b>WRITE</b>	<p>1. What is on my book? A _____ is on my book.</p> <p>2. Where is the big spot? The big spot is _____.</p>

## WEDNESDAY ACTIVITY 1



	<b>LOOK &amp; SAY</b>	gods	more	powerful	clever	gave
	<b>SOUND OUT</b>	cow	how	now	brown	
	<b>READ</b>	I have a brown cow. She likes to eat green grass. She was small but now she is very big and strong.				
	<b>WRITE</b>	<p>1. What does my cow like to eat? She likes to eat _____.</p> <p>2. Is my cow small? Yes/No. My cow is/is not small.</p>				




## WEDNESDAY ACTIVITY 2





	<b>READ</b>	Read the  and  words from Wednesday Activity 1.
	<b>WRITE</b>	Write the  words and  words in your dictionary. Draw a picture of the word: <b>brown cow</b>

## THURSDAY ACTIVITY 1



	<b>LOOK &amp; SAY</b>	gods	more	powerful	clever	gave
	<b>SOUND OUT</b>	spot	cow	spit	how	
		spin	now	spun	brown	

	<b>READ</b>	<div data-bbox="406 862 1500 1691" data-label="Image"> </div> <p data-bbox="367 1747 1532 2049">           The powerful gods could not help the people. The clever god changed into a small ant. He got the seed and gave it to the people. They could plant the seed and grow more!         </p>
--	-------------	---





## THURSDAY ACTIVITY 2

	<b>READ</b>	Read the  and  words from Thursday Activity 1.
	<b>WRITE</b>	Draw a picture of your favourite part of the Big Book story.







## FRIDAY ACTIVITY 1

	<b>READ</b>	Read all the  and  words again.
	<b>READ</b>	Read the story from Thursday Activity 1.






## FRIDAY ACTIVITY 2

	<b>READ</b>	Read all the  and  words again.
	<b>WRITE</b>	Write the sentences in your book. Fix the mistakes. 1. the powerful gods could not help 2. They canned planted the seed 3. the He got seed



#### MONDAY ACTIVITY 1



	<b>LOOK &amp; SAY</b>	gods	more	powerful	clever	gave
	<b>SOUND OUT</b>	fur	turn	burn	hurt	
		burn	fur	hurt	turn	
	<b>READ</b>	I gave my friend a turn. I gave her a turn to play. But my friend fell and hurt her leg. I feel sad for my friend. I will give her a hug.				
	<b>WRITE</b>	Write the  and  words in your dictionary.				

#### MONDAY ACTIVITY 2





	<b>READ</b>	Read the  and  words from Monday Activity 1.				
	<b>READ</b>	My teacher is clever. She knows what to do if we get hurt. She will help us and make us feel safe. She is my favourite teacher.				
	<b>WRITE</b>	Draw a picture of the word: fur				

#### TUESDAY ACTIVITY 1





	<b>LOOK &amp; SAY</b>	gods	more	powerful	clever	gave
	<b>SOUND OUT</b>	spot	spit	spin	spun	
		spit	spin	spun	spot	

	<b>READ</b>	Look at this spot on my book. It is a big spot. How did it get there? How did this big spot get onto my book?
	<b>WRITE</b>	Draw a picture of the word: spin







## TUESDAY ACTIVITY 2

	<b>READ</b>	Read the  and  words from Tuesday Activity 1.
	<b>WRITE</b>	<p>1. What is on my book? A _____ is on my book.</p> <p>2. Where is the big spot? The big spot is _____.</p>



## WEDNESDAY ACTIVITY 1


	<b>LOOK &amp; SAY</b>	gods	more	powerful	clever	gave
	<b>SOUND OUT</b>	cow	how	now	brown	
		brown	now	how	cow	
	<b>READ</b>	I have a brown cow. She likes to eat green grass. She was small but now she is very big and strong.				
	<b>WRITE</b>	<p>1. What does my cow like to eat? She likes to eat _____.</p> <p>2. Is my cow small? Yes/No. My cow is/is not small.</p>				

## WEDNESDAY ACTIVITY 2





	<b>READ</b>	Read the  and  words from Wednesday Activity 1.
	<b>WRITE</b>	Write the  words and  words in your dictionary. Draw a picture of the word: <b>brown cow</b>

## THURSDAY ACTIVITY 1





	<b>LOOK &amp; SAY</b>	gods	more	powerful	clever	gave
	<b>SOUND OUT</b>	spot	cow	spit	how	
		spin	now	spun	brown	

	<b>READ</b>	<div data-bbox="411 869 1492 1697" data-label="Image"> </div> <p data-bbox="375 1758 1524 2049">           The powerful gods could not help the people. The clever god changed into a small ant. He got the seed and gave it to the people. They could plant the seed and grow more!         </p>
--	-------------	---





## THURSDAY ACTIVITY 2

	<b>READ</b>	Read the  and  words from Thursday Activity 1.
	<b>WRITE</b>	Draw a picture of your favourite part of the Big Book story.







## FRIDAY ACTIVITY 1

	<b>READ</b>	Read all the  and  words again.
	<b>READ</b>	Read the story from Thursday Activity 1.






## FRIDAY ACTIVITY 2

	<b>READ</b>	Read all the  and  words again.
	<b>WRITE</b>	Write the sentences in your book. Fix the mistakes. 1. the powerful gods could not help 2. They canned planted the seed 3. the He got seed



#### MONDAY ACTIVITY 1



	<b>LOOK &amp; SAY</b>	gods	more	powerful	clever	gave
	<b>SOUND OUT</b>	fur	turn	burn	hurt	
		burn	fur	hurt	turn	
	<b>READ</b>	I gave my friend a turn. I gave her a turn to play. But my friend fell and hurt her leg. I feel sad for my friend. I will give her a hug.				
	<b>WRITE</b>	Write the  and  words in your dictionary.				

#### MONDAY ACTIVITY 2





	<b>READ</b>	Read the  and  words from Monday Activity 1.				
	<b>READ</b>	My teacher is clever. She knows what to do if we get hurt. She will help us and make us feel safe. She is my favourite teacher.				
	<b>WRITE</b>	Draw a picture of the word: fur				

#### TUESDAY ACTIVITY 1





	<b>LOOK &amp; SAY</b>	gods	more	powerful	clever	gave
	<b>SOUND OUT</b>	spot	spit	spin	spun	
		spit	spin	spun	spot	

	<b>READ</b>	Look at this spot on my book. It is a big spot. How did it get there? How did this big spot get onto my book?
	<b>WRITE</b>	Draw a picture of the word: spin

## TUESDAY ACTIVITY 2







	<b>READ</b>	Read the  and  words from Tuesday Activity 1.
	<b>WRITE</b>	<p>1. What is on my book? A _____ is on my book.</p> <p>2. Where is the big spot? The big spot is _____.</p>

## WEDNESDAY ACTIVITY 1



	<b>LOOK &amp; SAY</b>	gods	more	powerful	clever	gave
	<b>SOUND OUT</b>	cow	how	now	brown	
		brown	now	how	cow	
	<b>READ</b>	I have a brown cow. She likes to eat green grass. She was small but now she is very big and strong.				
	<b>WRITE</b>	<p>1. What does my cow like to eat? She likes to eat _____.</p> <p>2. Is my cow small? Yes/No. My cow is/is not small.</p>				




## WEDNESDAY ACTIVITY 2





	<b>READ</b>	Read the  and  words from Wednesday Activity 1.
	<b>WRITE</b>	Write the  words and  words in your dictionary. Draw a picture of the word: <b>brown cow</b>

## THURSDAY ACTIVITY 1



	<b>LOOK &amp; SAY</b>	gods	more	powerful	clever	gave
	<b>SOUND OUT</b>	spot	cow	spit	how	
		spin	now	spun	brown	

	<b>READ</b>	<div data-bbox="411 869 1492 1697" data-label="Image"> </div> <p data-bbox="375 1758 1524 2049">           The powerful gods could not help the people. The clever god changed into a small ant. He got the seed and gave it to the people. They could plant the seed and grow more!         </p>
--	-------------	---





## THURSDAY ACTIVITY 2

	<b>READ</b>	Read the  and  words from Thursday Activity 1.
	<b>WRITE</b>	Draw a picture of your favourite part of the Big Book story.







## FRIDAY ACTIVITY 1

	<b>READ</b>	Read all the  and  words again.
	<b>READ</b>	Read the story from Thursday Activity 1.






## FRIDAY ACTIVITY 2

	<b>READ</b>	Read all the  and  words again.
	<b>WRITE</b>	Write the sentences in your book. Fix the mistakes. 1. the powerful gods could not help 2. They canned planted the seed 3. the He got seed



#### MONDAY ACTIVITY 1



	<b>LOOK &amp; SAY</b>	gods	more	powerful	clever	gave
	<b>SOUND OUT</b>	fur	turn	burn	hurt	
		burn	fur	hurt	turn	
	<b>READ</b>	I gave my friend a turn. I gave her a turn to play. But my friend fell and hurt her leg. I feel sad for my friend. I will give her a hug.				
	<b>WRITE</b>	Write the  and  words in your dictionary.				

#### MONDAY ACTIVITY 2





	<b>READ</b>	Read the  and  words from Monday Activity 1.				
	<b>READ</b>	My teacher is clever. She knows what to do if we get hurt. She will help us and make us feel safe. She is my favourite teacher.				
	<b>WRITE</b>	Draw a picture of the word: fur				

#### TUESDAY ACTIVITY 1





	<b>LOOK &amp; SAY</b>	gods	more	powerful	clever	gave
	<b>SOUND OUT</b>	spot	spit	spin	spun	
		spit	spin	spun	spot	

	<b>READ</b>	Look at this spot on my book. It is a big spot. How did it get there? How did this big spot get onto my book?
	<b>WRITE</b>	Draw a picture of the word: spin







## TUESDAY ACTIVITY 2

	<b>READ</b>	Read the  and  words from Tuesday Activity 1.
	<b>WRITE</b>	<p>1. What is on my book? A _____ is on my book.</p> <p>2. Where is the big spot? The big spot is _____.</p>



## WEDNESDAY ACTIVITY 1


	<b>LOOK &amp; SAY</b>	gods	more	powerful	clever	gave
	<b>SOUND OUT</b>	cow	how	now	brown	
	<b>READ</b>	I have a brown cow. She likes to eat green grass. She was small but now she is very big and strong.				
	<b>WRITE</b>	<p>1. What does my cow like to eat? She likes to eat _____.</p> <p>2. Is my cow small? Yes/No. My cow is/is not small.</p>				

## WEDNESDAY ACTIVITY 2





	<b>READ</b>	Read the  and  words from Wednesday Activity 1.
	<b>WRITE</b>	Write the  words and  words in your dictionary. Draw a picture of the word: <b>brown cow</b>

## THURSDAY ACTIVITY 1





	<b>LOOK &amp; SAY</b>	gods	more	powerful	clever	gave
	<b>SOUND OUT</b>	spot	cow	spit	how	
		spin	now	spun	brown	

	<b>READ</b>	<div data-bbox="411 869 1492 1697" data-label="Image"> </div> <p data-bbox="375 1758 1524 2049">           The powerful gods could not help the people. The clever god changed into a small ant. He got the seed and gave it to the people. They could plant the seed and grow more!         </p>
--	-------------	---





## THURSDAY ACTIVITY 2

	<b>READ</b>	Read the  and  words from Thursday Activity 1.
	<b>WRITE</b>	Draw a picture of your favourite part of the Big Book story.







## FRIDAY ACTIVITY 1

	<b>READ</b>	Read all the  and  words again.
	<b>READ</b>	Read the story from Thursday Activity 1.






## FRIDAY ACTIVITY 2

	<b>READ</b>	Read all the  and  words again.
	<b>WRITE</b>	Write the sentences in your book. Fix the mistakes. 1. the powerful gods could not help 2. They canned planted the seed 3. the He got seed



#### MONDAY ACTIVITY 1



	<b>LOOK &amp; SAY</b>	gods	more	powerful	clever	gave
	<b>SOUND OUT</b>	fur	turn	burn	hurt	
		burn	fur	hurt	turn	
	<b>READ</b>	I gave my friend a turn. I gave her a turn to play. But my friend fell and hurt her leg. I feel sad for my friend. I will give her a hug.				
	<b>WRITE</b>	Write the  and  words in your dictionary.				

#### MONDAY ACTIVITY 2





	<b>READ</b>	Read the  and  words from Monday Activity 1.				
	<b>READ</b>	My teacher is clever. She knows what to do if we get hurt. She will help us and make us feel safe. She is my favourite teacher.				
	<b>WRITE</b>	Draw a picture of the word: fur				

#### TUESDAY ACTIVITY 1





	<b>LOOK &amp; SAY</b>	gods	more	powerful	clever	gave
	<b>SOUND OUT</b>	spot	spit	spin	spun	
		spit	spin	spun	spot	

	<b>READ</b>	Look at this spot on my book. It is a big spot. How did it get there? How did this big spot get onto my book?
	<b>WRITE</b>	Draw a picture of the word: spin

## TUESDAY ACTIVITY 2







	<b>READ</b>	Read the  and  words from Tuesday Activity 1.
	<b>WRITE</b>	<p>1. What is on my book? A _____ is on my book.</p> <p>2. Where is the big spot? The big spot is _____.</p>

## WEDNESDAY ACTIVITY 1



	<b>LOOK &amp; SAY</b>	gods	more	powerful	clever	gave
	<b>SOUND OUT</b>	cow	how	now	brown	
		brown	now	how	cow	
	<b>READ</b>	I have a brown cow. She likes to eat green grass. She was small but now she is very big and strong.				
	<b>WRITE</b>	<p>1. What does my cow like to eat? She likes to eat _____.</p> <p>2. Is my cow small? Yes/No. My cow is/is not small.</p>				




## WEDNESDAY ACTIVITY 2





	<b>READ</b>	Read the  and  words from Wednesday Activity 1.
	<b>WRITE</b>	Write the  words and  words in your dictionary. Draw a picture of the word: <b>brown cow</b>

## THURSDAY ACTIVITY 1



	<b>LOOK &amp; SAY</b>	gods	more	powerful	clever	gave
	<b>SOUND OUT</b>	spot	cow	spit	how	
		spin	now	spun	brown	

	<b>READ</b>	<div data-bbox="411 869 1492 1697" data-label="Image"> </div> <p data-bbox="375 1758 1524 2049">           The powerful gods could not help the people. The clever god changed into a small ant. He got the seed and gave it to the people. They could plant the seed and grow more!         </p>
--	-------------	---





## THURSDAY ACTIVITY 2

	<b>READ</b>	Read the  and  words from Thursday Activity 1.
	<b>WRITE</b>	Draw a picture of your favourite part of the Big Book story.







## FRIDAY ACTIVITY 1

	<b>READ</b>	Read all the  and  words again.
	<b>READ</b>	Read the story from Thursday Activity 1.






## FRIDAY ACTIVITY 2

	<b>READ</b>	Read all the  and  words again.
	<b>WRITE</b>	Write the sentences in your book. Fix the mistakes. 1. the powerful gods could not help 2. They canned planted the seed 3. the He got seed



#### MONDAY ACTIVITY 1



	<b>LOOK &amp; SAY</b>	gods	more	powerful	clever	gave
	<b>SOUND OUT</b>	fur	turn	burn	hurt	
		burn	fur	hurt	turn	
	<b>READ</b>	I gave my friend a turn. I gave her a turn to play. But my friend fell and hurt her leg. I feel sad for my friend. I will give her a hug.				
	<b>WRITE</b>	Write the  and  words in your dictionary.				

#### MONDAY ACTIVITY 2





	<b>READ</b>	Read the  and  words from Monday Activity 1.				
	<b>READ</b>	My teacher is clever. She knows what to do if we get hurt. She will help us and make us feel safe. She is my favourite teacher.				
	<b>WRITE</b>	Draw a picture of the word: fur				

#### TUESDAY ACTIVITY 1





	<b>LOOK &amp; SAY</b>	gods	more	powerful	clever	gave
	<b>SOUND OUT</b>	spot	spit	spin	spun	
		spit	spin	spun	spot	

	<b>READ</b>	Look at this spot on my book. It is a big spot. How did it get there? How did this big spot get onto my book?
	<b>WRITE</b>	Draw a picture of the word: spin







## TUESDAY ACTIVITY 2

	<b>READ</b>	Read the  and  words from Tuesday Activity 1.
	<b>WRITE</b>	<p>1. What is on my book? A _____ is on my book.</p> <p>2. Where is the big spot? The big spot is _____.</p>



## WEDNESDAY ACTIVITY 1


	<b>LOOK &amp; SAY</b>	gods	more	powerful	clever	gave
	<b>SOUND OUT</b>	cow	how	now	brown	
		brown	now	how	cow	
	<b>READ</b>	I have a brown cow. She likes to eat green grass. She was small but now she is very big and strong.				
	<b>WRITE</b>	<p>1. What does my cow like to eat? She likes to eat _____.</p> <p>2. Is my cow small? Yes/No. My cow is/is not small.</p>				

## WEDNESDAY ACTIVITY 2





	<b>READ</b>	Read the  and  words from Wednesday Activity 1.
	<b>WRITE</b>	Write the  words and  words in your dictionary. Draw a picture of the word: <b>brown cow</b>

## THURSDAY ACTIVITY 1





	<b>LOOK &amp; SAY</b>	gods	more	powerful	clever	gave
	<b>SOUND OUT</b>	spot	cow	spit	how	
		spin	now	spun	brown	

	<b>READ</b>	<div data-bbox="406 862 1500 1691" data-label="Image"> </div> <p data-bbox="367 1747 1532 2049">           The powerful gods could not help the people. The clever god changed into a small ant. He got the seed and gave it to the people. They could plant the seed and grow more!         </p>
--	-------------	---





## THURSDAY ACTIVITY 2

	<b>READ</b>	Read the  and  words from Thursday Activity 1.
	<b>WRITE</b>	Draw a picture of your favourite part of the Big Book story.







## FRIDAY ACTIVITY 1

	<b>READ</b>	Read all the  and  words again.
	<b>READ</b>	Read the story from Thursday Activity 1.






## FRIDAY ACTIVITY 2

	<b>READ</b>	Read all the  and  words again.
	<b>WRITE</b>	Write the sentences in your book. Fix the mistakes. 1. the powerful gods could not help 2. They canned planted the seed 3. the He got seed



#### MONDAY ACTIVITY 1



	<b>LOOK &amp; SAY</b>	gods	more	powerful	clever	gave
	<b>SOUND OUT</b>	fur	turn	burn	hurt	
		burn	fur	hurt	turn	
	<b>READ</b>	I gave my friend a turn. I gave her a turn to play. But my friend fell and hurt her leg. I feel sad for my friend. I will give her a hug.				
	<b>WRITE</b>	Write the  and  words in your dictionary.				

#### MONDAY ACTIVITY 2





	<b>READ</b>	Read the  and  words from Monday Activity 1.				
	<b>READ</b>	My teacher is clever. She knows what to do if we get hurt. She will help us and make us feel safe. She is my favourite teacher.				
	<b>WRITE</b>	Draw a picture of the word: fur				

#### TUESDAY ACTIVITY 1





	<b>LOOK &amp; SAY</b>	gods	more	powerful	clever	gave
	<b>SOUND OUT</b>	spot	spit	spin	spun	
		spit	spin	spun	spot	

	<b>READ</b>	Look at this spot on my book. It is a big spot. How did it get there? How did this big spot get onto my book?
	<b>WRITE</b>	Draw a picture of the word: spin

## TUESDAY ACTIVITY 2







	<b>READ</b>	Read the  and  words from Tuesday Activity 1.
	<b>WRITE</b>	<p>1. What is on my book? A _____ is on my book.</p> <p>2. Where is the big spot? The big spot is _____.</p>

## WEDNESDAY ACTIVITY 1



	<b>LOOK &amp; SAY</b>	gods	more	powerful	clever	gave
	<b>SOUND OUT</b>	cow	how	now	brown	
	<b>READ</b>	I have a brown cow. She likes to eat green grass. She was small but now she is very big and strong.				
	<b>WRITE</b>	<p>1. What does my cow like to eat? She likes to eat _____.</p> <p>2. Is my cow small? Yes/No. My cow is/is not small.</p>				




## WEDNESDAY ACTIVITY 2





	<b>READ</b>	Read the  and  words from Wednesday Activity 1.
	<b>WRITE</b>	Write the  words and  words in your dictionary. Draw a picture of the word: <b>brown cow</b>

## THURSDAY ACTIVITY 1



	<b>LOOK &amp; SAY</b>	gods	more	powerful	clever	gave
	<b>SOUND OUT</b>	spot	cow	spit	how	
		spin	now	spun	brown	

	<b>READ</b>	<div data-bbox="411 869 1492 1697" data-label="Image"> </div> <p data-bbox="375 1758 1524 2049">           The powerful gods could not help the people. The clever god changed into a small ant. He got the seed and gave it to the people. They could plant the seed and grow more!         </p>
--	-------------	---





## THURSDAY ACTIVITY 2

	<b>READ</b>	Read the  and  words from Thursday Activity 1.
	<b>WRITE</b>	Draw a picture of your favourite part of the Big Book story.







## FRIDAY ACTIVITY 1

	<b>READ</b>	Read all the  and  words again.
	<b>READ</b>	Read the story from Thursday Activity 1.






## FRIDAY ACTIVITY 2

	<b>READ</b>	Read all the  and  words again.
	<b>WRITE</b>	Write the sentences in your book. Fix the mistakes. 1. the powerful gods could not help 2. They canned planted the seed 3. the He got seed



#### MONDAY ACTIVITY 1



	<b>LOOK &amp; SAY</b>	gods	more	powerful	clever	gave
	<b>SOUND OUT</b>	fur	turn	burn	hurt	
		burn	fur	hurt	turn	
	<b>READ</b>	I gave my friend a turn. I gave her a turn to play. But my friend fell and hurt her leg. I feel sad for my friend. I will give her a hug.				
	<b>WRITE</b>	Write the  and  words in your dictionary.				

#### MONDAY ACTIVITY 2





	<b>READ</b>	Read the  and  words from Monday Activity 1.				
	<b>READ</b>	My teacher is clever. She knows what to do if we get hurt. She will help us and make us feel safe. She is my favourite teacher.				
	<b>WRITE</b>	Draw a picture of the word: fur				

#### TUESDAY ACTIVITY 1





	<b>LOOK &amp; SAY</b>	gods	more	powerful	clever	gave
	<b>SOUND OUT</b>	spot	spit	spin	spun	
		spit	spin	spun	spot	

	<b>READ</b>	Look at this spot on my book. It is a big spot. How did it get there? How did this big spot get onto my book?
	<b>WRITE</b>	Draw a picture of the word: spin







## TUESDAY ACTIVITY 2

	<b>READ</b>	Read the  and  words from Tuesday Activity 1.
	<b>WRITE</b>	<p>1. What is on my book? A _____ is on my book.</p> <p>2. Where is the big spot? The big spot is _____.</p>



## WEDNESDAY ACTIVITY 1


	<b>LOOK &amp; SAY</b>	gods	more	powerful	clever	gave
	<b>SOUND OUT</b>	cow	how	now	brown	
		brown	now	how	cow	
	<b>READ</b>	I have a brown cow. She likes to eat green grass. She was small but now she is very big and strong.				
	<b>WRITE</b>	<p>1. What does my cow like to eat? She likes to eat _____.</p> <p>2. Is my cow small? Yes/No. My cow is/is not small.</p>				

## WEDNESDAY ACTIVITY 2





	<b>READ</b>	Read the  and  words from Wednesday Activity 1.
	<b>WRITE</b>	Write the  words and  words in your dictionary. Draw a picture of the word: <b>brown cow</b>

## THURSDAY ACTIVITY 1





	<b>LOOK &amp; SAY</b>	gods	more	powerful	clever	gave
	<b>SOUND OUT</b>	spot	cow	spit	how	
		spin	now	spun	brown	

	<b>READ</b>	<div data-bbox="411 869 1492 1697" data-label="Image"> </div> <p data-bbox="375 1758 1524 2049">           The powerful gods could not help the people. The clever god changed into a small ant. He got the seed and gave it to the people. They could plant the seed and grow more!         </p>
--	-------------	---





## THURSDAY ACTIVITY 2

	<b>READ</b>	Read the  and  words from Thursday Activity 1.
	<b>WRITE</b>	Draw a picture of your favourite part of the Big Book story.







## FRIDAY ACTIVITY 1

	<b>READ</b>	Read all the  and  words again.
	<b>READ</b>	Read the story from Thursday Activity 1.






## FRIDAY ACTIVITY 2

	<b>READ</b>	Read all the  and  words again.
	<b>WRITE</b>	Write the sentences in your book. Fix the mistakes. 1. the powerful gods could not help 2. They canned planted the seed 3. the He got seed



#### MONDAY ACTIVITY 1



	<b>LOOK &amp; SAY</b>	gods	more	powerful	clever	gave
	<b>SOUND OUT</b>	fur	turn	burn	hurt	
		burn	fur	hurt	turn	
	<b>READ</b>	I gave my friend a turn. I gave her a turn to play. But my friend fell and hurt her leg. I feel sad for my friend. I will give her a hug.				
	<b>WRITE</b>	Write the  and  words in your dictionary.				

#### MONDAY ACTIVITY 2





	<b>READ</b>	Read the  and  words from Monday Activity 1.				
	<b>READ</b>	My teacher is clever. She knows what to do if we get hurt. She will help us and make us feel safe. She is my favourite teacher.				
	<b>WRITE</b>	Draw a picture of the word: fur				

#### TUESDAY ACTIVITY 1





	<b>LOOK &amp; SAY</b>	gods	more	powerful	clever	gave
	<b>SOUND OUT</b>	spot	spit	spin	spun	
		spit	spin	spun	spot	

	<b>READ</b>	Look at this spot on my book. It is a big spot. How did it get there? How did this big spot get onto my book?
	<b>WRITE</b>	Draw a picture of the word: spin

## TUESDAY ACTIVITY 2







	<b>READ</b>	Read the  and  words from Tuesday Activity 1.
	<b>WRITE</b>	<p>1. What is on my book? A _____ is on my book.</p> <p>2. Where is the big spot? The big spot is _____.</p>

## WEDNESDAY ACTIVITY 1



	<b>LOOK &amp; SAY</b>	gods	more	powerful	clever	gave
	<b>SOUND OUT</b>	cow	how	now	brown	
		brown	now	how	cow	
	<b>READ</b>	I have a brown cow. She likes to eat green grass. She was small but now she is very big and strong.				
	<b>WRITE</b>	<p>1. What does my cow like to eat? She likes to eat _____.</p> <p>2. Is my cow small? Yes/No. My cow is/is not small.</p>				




## WEDNESDAY ACTIVITY 2





	<b>READ</b>	Read the  and  words from Wednesday Activity 1.
	<b>WRITE</b>	Write the  words and  words in your dictionary. Draw a picture of the word: <b>brown cow</b>

## THURSDAY ACTIVITY 1



	<b>LOOK &amp; SAY</b>	gods	more	powerful	clever	gave
	<b>SOUND OUT</b>	spot	cow	spit	how	
		spin	now	spun	brown	

	<b>READ</b>	<div data-bbox="411 869 1492 1697" data-label="Image"> </div> <p data-bbox="375 1758 1524 2049">           The powerful gods could not help the people. The clever god changed into a small ant. He got the seed and gave it to the people. They could plant the seed and grow more!         </p>
--	-------------	---





## THURSDAY ACTIVITY 2

	<b>READ</b>	Read the  and  words from Thursday Activity 1.
	<b>WRITE</b>	Draw a picture of your favourite part of the Big Book story.







## FRIDAY ACTIVITY 1

	<b>READ</b>	Read all the  and  words again.
	<b>READ</b>	Read the story from Thursday Activity 1.






## FRIDAY ACTIVITY 2

	<b>READ</b>	Read all the  and  words again.
	<b>WRITE</b>	Write the sentences in your book. Fix the mistakes. 1. the powerful gods could not help 2. They canned planted the seed 3. the He got seed



#### MONDAY ACTIVITY 1



	<b>LOOK &amp; SAY</b>	gods	more	powerful	clever	gave
	<b>SOUND OUT</b>	fur	turn	burn	hurt	
		burn	fur	hurt	turn	
	<b>READ</b>	I gave my friend a turn. I gave her a turn to play. But my friend fell and hurt her leg. I feel sad for my friend. I will give her a hug.				
	<b>WRITE</b>	Write the  and  words in your dictionary.				

#### MONDAY ACTIVITY 2





	<b>READ</b>	Read the  and  words from Monday Activity 1.				
	<b>READ</b>	My teacher is clever. She knows what to do if we get hurt. She will help us and make us feel safe. She is my favourite teacher.				
	<b>WRITE</b>	Draw a picture of the word: fur				

#### TUESDAY ACTIVITY 1





	<b>LOOK &amp; SAY</b>	gods	more	powerful	clever	gave
	<b>SOUND OUT</b>	spot	spit	spin	spun	
		spit	spin	spun	spot	

	<b>READ</b>	Look at this spot on my book. It is a big spot. How did it get there? How did this big spot get onto my book?
	<b>WRITE</b>	Draw a picture of the word: spin







## TUESDAY ACTIVITY 2

	<b>READ</b>	Read the  and  words from Tuesday Activity 1.
	<b>WRITE</b>	<p>1. What is on my book? A _____ is on my book.</p> <p>2. Where is the big spot? The big spot is _____.</p>



## WEDNESDAY ACTIVITY 1


	<b>LOOK &amp; SAY</b>	gods	more	powerful	clever	gave
	<b>SOUND OUT</b>	cow	how	now	brown	
	<b>READ</b>	I have a brown cow. She likes to eat green grass. She was small but now she is very big and strong.				
	<b>WRITE</b>	<p>1. What does my cow like to eat? She likes to eat _____.</p> <p>2. Is my cow small? Yes/No. My cow is/is not small.</p>				

## WEDNESDAY ACTIVITY 2





	<b>READ</b>	Read the  and  words from Wednesday Activity 1.
	<b>WRITE</b>	Write the  words and  words in your dictionary. Draw a picture of the word: <b>brown cow</b>

## THURSDAY ACTIVITY 1





	<b>LOOK &amp; SAY</b>	gods	more	powerful	clever	gave
	<b>SOUND OUT</b>	spot	cow	spit	how	
		spin	now	spun	brown	

	<b>READ</b>	<div data-bbox="411 869 1492 1697" data-label="Image"> </div> <p data-bbox="375 1758 1524 2049">           The powerful gods could not help the people. The clever god changed into a small ant. He got the seed and gave it to the people. They could plant the seed and grow more!         </p>
--	-------------	---





## THURSDAY ACTIVITY 2

	<b>READ</b>	Read the  and  words from Thursday Activity 1.
	<b>WRITE</b>	Draw a picture of your favourite part of the Big Book story.







## FRIDAY ACTIVITY 1

	<b>READ</b>	Read all the  and  words again.
	<b>READ</b>	Read the story from Thursday Activity 1.






## FRIDAY ACTIVITY 2

	<b>READ</b>	Read all the  and  words again.
	<b>WRITE</b>	Write the sentences in your book. Fix the mistakes. 1. the powerful gods could not help 2. They canned planted the seed 3. the He got seed



#### MONDAY ACTIVITY 1



	<b>LOOK &amp; SAY</b>	gods	more	powerful	clever	gave
	<b>SOUND OUT</b>	fur	turn	burn	hurt	
		burn	fur	hurt	turn	
	<b>READ</b>	I gave my friend a turn. I gave her a turn to play. But my friend fell and hurt her leg. I feel sad for my friend. I will give her a hug.				
	<b>WRITE</b>	Write the  and  words in your dictionary.				

#### MONDAY ACTIVITY 2





	<b>READ</b>	Read the  and  words from Monday Activity 1.				
	<b>READ</b>	My teacher is clever. She knows what to do if we get hurt. She will help us and make us feel safe. She is my favourite teacher.				
	<b>WRITE</b>	Draw a picture of the word: fur				

#### TUESDAY ACTIVITY 1





	<b>LOOK &amp; SAY</b>	gods	more	powerful	clever	gave
	<b>SOUND OUT</b>	spot	spit	spin	spun	
		spit	spin	spun	spot	

	<b>READ</b>	Look at this spot on my book. It is a big spot. How did it get there? How did this big spot get onto my book?
	<b>WRITE</b>	Draw a picture of the word: spin

## TUESDAY ACTIVITY 2







	<b>READ</b>	Read the  and  words from Tuesday Activity 1.
	<b>WRITE</b>	<p>1. What is on my book? A _____ is on my book.</p> <p>2. Where is the big spot? The big spot is _____.</p>

## WEDNESDAY ACTIVITY 1



	<b>LOOK &amp; SAY</b>	gods	more	powerful	clever	gave
	<b>SOUND OUT</b>	cow	how	now	brown	
		brown	now	how	cow	
	<b>READ</b>	I have a brown cow. She likes to eat green grass. She was small but now she is very big and strong.				
	<b>WRITE</b>	<p>1. What does my cow like to eat? She likes to eat _____.</p> <p>2. Is my cow small? Yes/No. My cow is/is not small.</p>				




## WEDNESDAY ACTIVITY 2





	<b>READ</b>	Read the  and  words from Wednesday Activity 1.
	<b>WRITE</b>	Write the  words and  words in your dictionary. Draw a picture of the word: <b>brown cow</b>

## THURSDAY ACTIVITY 1



	<b>LOOK &amp; SAY</b>	gods	more	powerful	clever	gave
	<b>SOUND OUT</b>	spot	cow	spit	how	
		spin	now	spun	brown	

	<b>READ</b>	<div data-bbox="411 869 1492 1697" data-label="Image"> </div> <p data-bbox="375 1758 1524 2049">           The powerful gods could not help the people. The clever god changed into a small ant. He got the seed and gave it to the people. They could plant the seed and grow more!         </p>
--	-------------	---





## THURSDAY ACTIVITY 2

	<b>READ</b>	Read the  and  words from Thursday Activity 1.
	<b>WRITE</b>	Draw a picture of your favourite part of the Big Book story.







## FRIDAY ACTIVITY 1

	<b>READ</b>	Read all the  and  words again.
	<b>READ</b>	Read the story from Thursday Activity 1.






## FRIDAY ACTIVITY 2

	<b>READ</b>	Read all the  and  words again.
	<b>WRITE</b>	Write the sentences in your book. Fix the mistakes. 1. the powerful gods could not help 2. They canned planted the seed 3. the He got seed



#### MONDAY ACTIVITY 1



	<b>LOOK &amp; SAY</b>	gods	more	powerful	clever	gave
	<b>SOUND OUT</b>	fur	turn	burn	hurt	
		burn	fur	hurt	turn	
	<b>READ</b>	I gave my friend a turn. I gave her a turn to play. But my friend fell and hurt her leg. I feel sad for my friend. I will give her a hug.				
	<b>WRITE</b>	Write the  and  words in your dictionary.				

#### MONDAY ACTIVITY 2





	<b>READ</b>	Read the  and  words from Monday Activity 1.				
	<b>READ</b>	My teacher is clever. She knows what to do if we get hurt. She will help us and make us feel safe. She is my favourite teacher.				
	<b>WRITE</b>	Draw a picture of the word: fur				

#### TUESDAY ACTIVITY 1





	<b>LOOK &amp; SAY</b>	gods	more	powerful	clever	gave
	<b>SOUND OUT</b>	spot	spit	spin	spun	
		spit	spin	spun	spot	

	<b>READ</b>	Look at this spot on my book. It is a big spot. How did it get there? How did this big spot get onto my book?
	<b>WRITE</b>	Draw a picture of the word: spin







## TUESDAY ACTIVITY 2

	<b>READ</b>	Read the  and  words from Tuesday Activity 1.
	<b>WRITE</b>	<p>1. What is on my book? A _____ is on my book.</p> <p>2. Where is the big spot? The big spot is _____.</p>



## WEDNESDAY ACTIVITY 1


	<b>LOOK &amp; SAY</b>	gods	more	powerful	clever	gave
	<b>SOUND OUT</b>	cow	how	now	brown	
		brown	now	how	cow	
	<b>READ</b>	I have a brown cow. She likes to eat green grass. She was small but now she is very big and strong.				
	<b>WRITE</b>	<p>1. What does my cow like to eat? She likes to eat _____.</p> <p>2. Is my cow small? Yes/No. My cow is/is not small.</p>				

## WEDNESDAY ACTIVITY 2





	<b>READ</b>	Read the  and  words from Wednesday Activity 1.
	<b>WRITE</b>	Write the  words and  words in your dictionary. Draw a picture of the word: <b>brown cow</b>

## THURSDAY ACTIVITY 1





	<b>LOOK &amp; SAY</b>	gods	more	powerful	clever	gave
	<b>SOUND OUT</b>	spot	cow	spit	how	
		spin	now	spun	brown	

	<b>READ</b>	<div data-bbox="411 869 1492 1697" data-label="Image"> </div> <p data-bbox="375 1758 1524 2049">           The powerful gods could not help the people. The clever god changed into a small ant. He got the seed and gave it to the people. They could plant the seed and grow more!         </p>
--	-------------	---





## THURSDAY ACTIVITY 2

	<b>READ</b>	Read the  and  words from Thursday Activity 1.
	<b>WRITE</b>	Draw a picture of your favourite part of the Big Book story.







## FRIDAY ACTIVITY 1

	<b>READ</b>	Read all the  and  words again.
	<b>READ</b>	Read the story from Thursday Activity 1.






## FRIDAY ACTIVITY 2

	<b>READ</b>	Read all the  and  words again.
	<b>WRITE</b>	Write the sentences in your book. Fix the mistakes. 1. the powerful gods could not help 2. They canned planted the seed 3. the He got seed



#### MONDAY ACTIVITY 1



	<b>LOOK &amp; SAY</b>	gods	more	powerful	clever	gave
	<b>SOUND OUT</b>	fur	turn	burn	hurt	
		burn	fur	hurt	turn	
	<b>READ</b>	I gave my friend a turn. I gave her a turn to play. But my friend fell and hurt her leg. I feel sad for my friend. I will give her a hug.				
	<b>WRITE</b>	Write the  and  words in your dictionary.				

#### MONDAY ACTIVITY 2





	<b>READ</b>	Read the  and  words from Monday Activity 1.				
	<b>READ</b>	My teacher is clever. She knows what to do if we get hurt. She will help us and make us feel safe. She is my favourite teacher.				
	<b>WRITE</b>	Draw a picture of the word: fur				

#### TUESDAY ACTIVITY 1





	<b>LOOK &amp; SAY</b>	gods	more	powerful	clever	gave
	<b>SOUND OUT</b>	spot	spit	spin	spun	
		spit	spin	spun	spot	

	<b>READ</b>	Look at this spot on my book. It is a big spot. How did it get there? How did this big spot get onto my book?
	<b>WRITE</b>	Draw a picture of the word: spin

## TUESDAY ACTIVITY 2







	<b>READ</b>	Read the  and  words from Tuesday Activity 1.
	<b>WRITE</b>	<p>1. What is on my book? A _____ is on my book.</p> <p>2. Where is the big spot? The big spot is _____.</p>

## WEDNESDAY ACTIVITY 1



	<b>LOOK &amp; SAY</b>	gods	more	powerful	clever	gave
	<b>SOUND OUT</b>	cow	how	now	brown	
		brown	now	how	cow	
	<b>READ</b>	I have a brown cow. She likes to eat green grass. She was small but now she is very big and strong.				
	<b>WRITE</b>	<p>1. What does my cow like to eat? She likes to eat _____.</p> <p>2. Is my cow small? Yes/No. My cow is/is not small.</p>				




## WEDNESDAY ACTIVITY 2





	<b>READ</b>	Read the  and  words from Wednesday Activity 1.
	<b>WRITE</b>	Write the  words and  words in your dictionary. Draw a picture of the word: <b>brown cow</b>

## THURSDAY ACTIVITY 1



	<b>LOOK &amp; SAY</b>	gods	more	powerful	clever	gave
	<b>SOUND OUT</b>	spot	cow	spit	how	
		spin	now	spun	brown	

	<b>READ</b>	<div data-bbox="406 862 1500 1691" data-label="Image"> </div> <p data-bbox="367 1747 1532 2049">           The powerful gods could not help the people. The clever god changed into a small ant. He got the seed and gave it to the people. They could plant the seed and grow more!         </p>
--	-------------	---





## THURSDAY ACTIVITY 2

	<b>READ</b>	Read the  and  words from Thursday Activity 1.
	<b>WRITE</b>	Draw a picture of your favourite part of the Big Book story.







## FRIDAY ACTIVITY 1

	<b>READ</b>	Read all the  and  words again.
	<b>READ</b>	Read the story from Thursday Activity 1.






## FRIDAY ACTIVITY 2

	<b>READ</b>	Read all the  and  words again.
	<b>WRITE</b>	Write the sentences in your book. Fix the mistakes. 1. the powerful gods could not help 2. They canned planted the seed 3. the He got seed



#### MONDAY ACTIVITY 1



	<b>LOOK &amp; SAY</b>	gods	more	powerful	clever	gave
	<b>SOUND OUT</b>	fur	turn	burn	hurt	
		burn	fur	hurt	turn	
	<b>READ</b>	I gave my friend a turn. I gave her a turn to play. But my friend fell and hurt her leg. I feel sad for my friend. I will give her a hug.				
	<b>WRITE</b>	Write the  and  words in your dictionary.				

#### MONDAY ACTIVITY 2





	<b>READ</b>	Read the  and  words from Monday Activity 1.				
	<b>READ</b>	My teacher is clever. She knows what to do if we get hurt. She will help us and make us feel safe. She is my favourite teacher.				
	<b>WRITE</b>	Draw a picture of the word: fur				

#### TUESDAY ACTIVITY 1





	<b>LOOK &amp; SAY</b>	gods	more	powerful	clever	gave
	<b>SOUND OUT</b>	spot	spit	spin	spun	
		spit	spin	spun	spot	

	<b>READ</b>	Look at this spot on my book. It is a big spot. How did it get there? How did this big spot get onto my book?
	<b>WRITE</b>	Draw a picture of the word: spin







## TUESDAY ACTIVITY 2

	<b>READ</b>	Read the  and  words from Tuesday Activity 1.
	<b>WRITE</b>	<p>1. What is on my book? A _____ is on my book.</p> <p>2. Where is the big spot? The big spot is _____.</p>



## WEDNESDAY ACTIVITY 1


	<b>LOOK &amp; SAY</b>	gods	more	powerful	clever	gave
	<b>SOUND OUT</b>	cow	how	now	brown	
		brown	now	how	cow	
	<b>READ</b>	I have a brown cow. She likes to eat green grass. She was small but now she is very big and strong.				
	<b>WRITE</b>	<p>1. What does my cow like to eat? She likes to eat _____.</p> <p>2. Is my cow small? Yes/No. My cow is/is not small.</p>				

## WEDNESDAY ACTIVITY 2





	<b>READ</b>	Read the  and  words from Wednesday Activity 1.
	<b>WRITE</b>	Write the  words and  words in your dictionary. Draw a picture of the word: <b>brown cow</b>

## THURSDAY ACTIVITY 1





	<b>LOOK &amp; SAY</b>	gods	more	powerful	clever	gave
	<b>SOUND OUT</b>	spot	cow	spit	how	
		spin	now	spun	brown	

	<b>READ</b>	<div data-bbox="411 869 1492 1697" data-label="Image"> </div> <p data-bbox="375 1758 1524 2049">           The powerful gods could not help the people. The clever god changed into a small ant. He got the seed and gave it to the people. They could plant the seed and grow more!         </p>
--	-------------	---





## THURSDAY ACTIVITY 2

	<b>READ</b>	Read the  and  words from Thursday Activity 1.
	<b>WRITE</b>	Draw a picture of your favourite part of the Big Book story.







## FRIDAY ACTIVITY 1

	<b>READ</b>	Read all the  and  words again.
	<b>READ</b>	Read the story from Thursday Activity 1.






## FRIDAY ACTIVITY 2

	<b>READ</b>	Read all the  and  words again.
	<b>WRITE</b>	Write the sentences in your book. Fix the mistakes. 1. the powerful gods could not help 2. They canned planted the seed 3. the He got seed



#### MONDAY ACTIVITY 1



	<b>LOOK &amp; SAY</b>	gods	more	powerful	clever	gave
	<b>SOUND OUT</b>	fur	turn	burn	hurt	
		burn	fur	hurt	turn	
	<b>READ</b>	I gave my friend a turn. I gave her a turn to play. But my friend fell and hurt her leg. I feel sad for my friend. I will give her a hug.				
	<b>WRITE</b>	Write the  and  words in your dictionary.				

#### MONDAY ACTIVITY 2





	<b>READ</b>	Read the  and  words from Monday Activity 1.				
	<b>READ</b>	My teacher is clever. She knows what to do if we get hurt. She will help us and make us feel safe. She is my favourite teacher.				
	<b>WRITE</b>	Draw a picture of the word: fur				

#### TUESDAY ACTIVITY 1





	<b>LOOK &amp; SAY</b>	gods	more	powerful	clever	gave
	<b>SOUND OUT</b>	spot	spit	spin	spun	
		spit	spin	spun	spot	

	<b>READ</b>	Look at this spot on my book. It is a big spot. How did it get there? How did this big spot get onto my book?
	<b>WRITE</b>	Draw a picture of the word: spin

## TUESDAY ACTIVITY 2







	<b>READ</b>	Read the  and  words from Tuesday Activity 1.
	<b>WRITE</b>	<p>1. What is on my book? A _____ is on my book.</p> <p>2. Where is the big spot? The big spot is _____.</p>

## WEDNESDAY ACTIVITY 1



	<b>LOOK &amp; SAY</b>	gods	more	powerful	clever	gave
	<b>SOUND OUT</b>	cow	how	now	brown	
		brown	now	how	cow	
	<b>READ</b>	I have a brown cow. She likes to eat green grass. She was small but now she is very big and strong.				
	<b>WRITE</b>	<p>1. What does my cow like to eat? She likes to eat _____.</p> <p>2. Is my cow small? Yes/No. My cow is/is not small.</p>				




## WEDNESDAY ACTIVITY 2





	<b>READ</b>	Read the  and  words from Wednesday Activity 1.
	<b>WRITE</b>	Write the  words and  words in your dictionary. Draw a picture of the word: <b>brown cow</b>

## THURSDAY ACTIVITY 1



	<b>LOOK &amp; SAY</b>	gods	more	powerful	clever	gave
	<b>SOUND OUT</b>	spot	cow	spit	how	
		spin	now	spun	brown	

	<b>READ</b>	<div data-bbox="411 869 1492 1697" data-label="Image"> </div> <p data-bbox="375 1758 1524 2049">           The powerful gods could not help the people. The clever god changed into a small ant. He got the seed and gave it to the people. They could plant the seed and grow more!         </p>
--	-------------	---





## THURSDAY ACTIVITY 2

	<b>READ</b>	Read the  and  words from Thursday Activity 1.
	<b>WRITE</b>	Draw a picture of your favourite part of the Big Book story.







## FRIDAY ACTIVITY 1

	<b>READ</b>	Read all the  and  words again.
	<b>READ</b>	Read the story from Thursday Activity 1.






## FRIDAY ACTIVITY 2

	<b>READ</b>	Read all the  and  words again.
	<b>WRITE</b>	Write the sentences in your book. Fix the mistakes. 1. the powerful gods could not help 2. They canned planted the seed 3. the He got seed



#### MONDAY ACTIVITY 1



	<b>LOOK &amp; SAY</b>	gods	more	powerful	clever	gave
	<b>SOUND OUT</b>	fur	turn	burn	hurt	
		burn	fur	hurt	turn	
	<b>READ</b>	I gave my friend a turn. I gave her a turn to play. But my friend fell and hurt her leg. I feel sad for my friend. I will give her a hug.				
	<b>WRITE</b>	Write the  and  words in your dictionary.				

#### MONDAY ACTIVITY 2





	<b>READ</b>	Read the  and  words from Monday Activity 1.				
	<b>READ</b>	My teacher is clever. She knows what to do if we get hurt. She will help us and make us feel safe. She is my favourite teacher.				
	<b>WRITE</b>	Draw a picture of the word: fur				

#### TUESDAY ACTIVITY 1





	<b>LOOK &amp; SAY</b>	gods	more	powerful	clever	gave
	<b>SOUND OUT</b>	spot	spit	spin	spun	
		spit	spin	spun	spot	

	<b>READ</b>	Look at this spot on my book. It is a big spot. How did it get there? How did this big spot get onto my book?
	<b>WRITE</b>	Draw a picture of the word: spin







## TUESDAY ACTIVITY 2

	<b>READ</b>	Read the  and  words from Tuesday Activity 1.
	<b>WRITE</b>	<p>1. What is on my book? A _____ is on my book.</p> <p>2. Where is the big spot? The big spot is _____.</p>



## WEDNESDAY ACTIVITY 1


	<b>LOOK &amp; SAY</b>	gods	more	powerful	clever	gave
	<b>SOUND OUT</b>	cow	how	now	brown	
		brown	now	how	cow	
	<b>READ</b>	I have a brown cow. She likes to eat green grass. She was small but now she is very big and strong.				
	<b>WRITE</b>	<p>1. What does my cow like to eat? She likes to eat _____.</p> <p>2. Is my cow small? Yes/No. My cow is/is not small.</p>				

## WEDNESDAY ACTIVITY 2





	<b>READ</b>	Read the  and  words from Wednesday Activity 1.
	<b>WRITE</b>	Write the  words and  words in your dictionary. Draw a picture of the word: <b>brown cow</b>

## THURSDAY ACTIVITY 1





	<b>LOOK &amp; SAY</b>	gods	more	powerful	clever	gave
	<b>SOUND OUT</b>	spot	cow	spit	how	
		spin	now	spun	brown	

	<b>READ</b>	<div data-bbox="411 869 1492 1697" data-label="Image"> </div> <p data-bbox="375 1758 1524 2049">           The powerful gods could not help the people. The clever god changed into a small ant. He got the seed and gave it to the people. They could plant the seed and grow more!         </p>
--	-------------	---





## THURSDAY ACTIVITY 2

	<b>READ</b>	Read the  and  words from Thursday Activity 1.
	<b>WRITE</b>	Draw a picture of your favourite part of the Big Book story.







## FRIDAY ACTIVITY 1

	<b>READ</b>	Read all the  and  words again.
	<b>READ</b>	Read the story from Thursday Activity 1.






## FRIDAY ACTIVITY 2

	<b>READ</b>	Read all the  and  words again.
	<b>WRITE</b>	Write the sentences in your book. Fix the mistakes. 1. the powerful gods could not help 2. They canned planted the seed 3. the He got seed



#### MONDAY ACTIVITY 1



	<b>LOOK &amp; SAY</b>	gods	more	powerful	clever	gave
	<b>SOUND OUT</b>	fur	turn	burn	hurt	
		burn	fur	hurt	turn	
	<b>READ</b>	I gave my friend a turn. I gave her a turn to play. But my friend fell and hurt her leg. I feel sad for my friend. I will give her a hug.				
	<b>WRITE</b>	Write the  and  words in your dictionary.				

#### MONDAY ACTIVITY 2





	<b>READ</b>	Read the  and  words from Monday Activity 1.				
	<b>READ</b>	My teacher is clever. She knows what to do if we get hurt. She will help us and make us feel safe. She is my favourite teacher.				
	<b>WRITE</b>	Draw a picture of the word: fur				

#### TUESDAY ACTIVITY 1





	<b>LOOK &amp; SAY</b>	gods	more	powerful	clever	gave
	<b>SOUND OUT</b>	spot	spit	spin	spun	
		spit	spin	spun	spot	

	<b>READ</b>	Look at this spot on my book. It is a big spot. How did it get there? How did this big spot get onto my book?
	<b>WRITE</b>	Draw a picture of the word: spin

## TUESDAY ACTIVITY 2







	<b>READ</b>	Read the  and  words from Tuesday Activity 1.
	<b>WRITE</b>	<p>1. What is on my book? A _____ is on my book.</p> <p>2. Where is the big spot? The big spot is _____.</p>

## WEDNESDAY ACTIVITY 1



	<b>LOOK &amp; SAY</b>	gods	more	powerful	clever	gave
	<b>SOUND OUT</b>	cow	how	now	brown	
	<b>READ</b>	I have a brown cow. She likes to eat green grass. She was small but now she is very big and strong.				
	<b>WRITE</b>	<p>1. What does my cow like to eat? She likes to eat _____.</p> <p>2. Is my cow small? Yes/No. My cow is/is not small.</p>				




## WEDNESDAY ACTIVITY 2





	<b>READ</b>	Read the  and  words from Wednesday Activity 1.
	<b>WRITE</b>	Write the  words and  words in your dictionary. Draw a picture of the word: <b>brown cow</b>

## THURSDAY ACTIVITY 1



	<b>LOOK &amp; SAY</b>	gods	more	powerful	clever	gave
	<b>SOUND OUT</b>	spot	cow	spit	how	
		spin	now	spun	brown	

	<b>READ</b>	<div data-bbox="411 869 1492 1697" data-label="Image"> </div> <p data-bbox="375 1758 1524 2049">           The powerful gods could not help the people. The clever god changed into a small ant. He got the seed and gave it to the people. They could plant the seed and grow more!         </p>
--	-------------	---





## THURSDAY ACTIVITY 2

	<b>READ</b>	Read the  and  words from Thursday Activity 1.
	<b>WRITE</b>	Draw a picture of your favourite part of the Big Book story.







## FRIDAY ACTIVITY 1

	<b>READ</b>	Read all the  and  words again.
	<b>READ</b>	Read the story from Thursday Activity 1.






## FRIDAY ACTIVITY 2

	<b>READ</b>	Read all the  and  words again.
	<b>WRITE</b>	Write the sentences in your book. Fix the mistakes. 1. the powerful gods could not help 2. They canned planted the seed 3. the He got seed



#### MONDAY ACTIVITY 1



	<b>LOOK &amp; SAY</b>	gods	more	powerful	clever	gave
	<b>SOUND OUT</b>	fur	turn	burn	hurt	
		burn	fur	hurt	turn	
	<b>READ</b>	I gave my friend a turn. I gave her a turn to play. But my friend fell and hurt her leg. I feel sad for my friend. I will give her a hug.				
	<b>WRITE</b>	Write the  and  words in your dictionary.				

#### MONDAY ACTIVITY 2





	<b>READ</b>	Read the  and  words from Monday Activity 1.				
	<b>READ</b>	My teacher is clever. She knows what to do if we get hurt. She will help us and make us feel safe. She is my favourite teacher.				
	<b>WRITE</b>	Draw a picture of the word: fur				

#### TUESDAY ACTIVITY 1





	<b>LOOK &amp; SAY</b>	gods	more	powerful	clever	gave
	<b>SOUND OUT</b>	spot	spit	spin	spun	
		spit	spin	spun	spot	

	<b>READ</b>	Look at this spot on my book. It is a big spot. How did it get there? How did this big spot get onto my book?
	<b>WRITE</b>	Draw a picture of the word: spin







## TUESDAY ACTIVITY 2

	<b>READ</b>	Read the  and  words from Tuesday Activity 1.
	<b>WRITE</b>	<p>1. What is on my book? A _____ is on my book.</p> <p>2. Where is the big spot? The big spot is _____.</p>



## WEDNESDAY ACTIVITY 1


	<b>LOOK &amp; SAY</b>	gods	more	powerful	clever	gave
	<b>SOUND OUT</b>	cow	how	now	brown	
	<b>READ</b>	I have a brown cow. She likes to eat green grass. She was small but now she is very big and strong.				
	<b>WRITE</b>	<p>1. What does my cow like to eat? She likes to eat _____.</p> <p>2. Is my cow small? Yes/No. My cow is/is not small.</p>				

## WEDNESDAY ACTIVITY 2





	<b>READ</b>	Read the  and  words from Wednesday Activity 1.
	<b>WRITE</b>	Write the  words and  words in your dictionary. Draw a picture of the word: <b>brown cow</b>

## THURSDAY ACTIVITY 1





	<b>LOOK &amp; SAY</b>	gods	more	powerful	clever	gave
	<b>SOUND OUT</b>	spot	cow	spit	how	
		spin	now	spun	brown	

	<b>READ</b>	<div data-bbox="411 869 1492 1697" data-label="Image"> </div> <p data-bbox="375 1758 1524 2049">           The powerful gods could not help the people. The clever god changed into a small ant. He got the seed and gave it to the people. They could plant the seed and grow more!         </p>
--	-------------	---





## THURSDAY ACTIVITY 2

	<b>READ</b>	Read the  and  words from Thursday Activity 1.
	<b>WRITE</b>	Draw a picture of your favourite part of the Big Book story.







## FRIDAY ACTIVITY 1

	<b>READ</b>	Read all the  and  words again.
	<b>READ</b>	Read the story from Thursday Activity 1.






## FRIDAY ACTIVITY 2

	<b>READ</b>	Read all the  and  words again.
	<b>WRITE</b>	Write the sentences in your book. Fix the mistakes. 1. the powerful gods could not help 2. They canned planted the seed 3. the He got seed



#### MONDAY ACTIVITY 1



	<b>LOOK &amp; SAY</b>	gods	more	powerful	clever	gave
	<b>SOUND OUT</b>	fur	turn	burn	hurt	
		burn	fur	hurt	turn	
	<b>READ</b>	I gave my friend a turn. I gave her a turn to play. But my friend fell and hurt her leg. I feel sad for my friend. I will give her a hug.				
	<b>WRITE</b>	Write the  and  words in your dictionary.				

#### MONDAY ACTIVITY 2





	<b>READ</b>	Read the  and  words from Monday Activity 1.				
	<b>READ</b>	My teacher is clever. She knows what to do if we get hurt. She will help us and make us feel safe. She is my favourite teacher.				
	<b>WRITE</b>	Draw a picture of the word: fur				

#### TUESDAY ACTIVITY 1





	<b>LOOK &amp; SAY</b>	gods	more	powerful	clever	gave
	<b>SOUND OUT</b>	spot	spit	spin	spun	
		spit	spin	spun	spot	

	<b>READ</b>	Look at this spot on my book. It is a big spot. How did it get there? How did this big spot get onto my book?
	<b>WRITE</b>	Draw a picture of the word: spin

## TUESDAY ACTIVITY 2







	<b>READ</b>	Read the  and  words from Tuesday Activity 1.
	<b>WRITE</b>	<p>1. What is on my book? A _____ is on my book.</p> <p>2. Where is the big spot? The big spot is _____.</p>

## WEDNESDAY ACTIVITY 1



	<b>LOOK &amp; SAY</b>	gods	more	powerful	clever	gave
	<b>SOUND OUT</b>	cow	how	now	brown	
		brown	now	how	cow	
	<b>READ</b>	I have a brown cow. She likes to eat green grass. She was small but now she is very big and strong.				
	<b>WRITE</b>	<p>1. What does my cow like to eat? She likes to eat _____.</p> <p>2. Is my cow small? Yes/No. My cow is/is not small.</p>				




## WEDNESDAY ACTIVITY 2





	<b>READ</b>	Read the  and  words from Wednesday Activity 1.
	<b>WRITE</b>	Write the  words and  words in your dictionary. Draw a picture of the word: <b>brown cow</b>

## THURSDAY ACTIVITY 1



	<b>LOOK &amp; SAY</b>	gods	more	powerful	clever	gave
	<b>SOUND OUT</b>	spot	cow	spit	how	
		spin	now	spun	brown	

	<b>READ</b>	<div data-bbox="411 869 1492 1697" data-label="Image"> </div> <p data-bbox="375 1758 1524 2049">           The powerful gods could not help the people. The clever god changed into a small ant. He got the seed and gave it to the people. They could plant the seed and grow more!         </p>
--	-------------	---





## THURSDAY ACTIVITY 2

	<b>READ</b>	Read the  and  words from Thursday Activity 1.
	<b>WRITE</b>	Draw a picture of your favourite part of the Big Book story.







## FRIDAY ACTIVITY 1

	<b>READ</b>	Read all the  and  words again.
	<b>READ</b>	Read the story from Thursday Activity 1.






## FRIDAY ACTIVITY 2

	<b>READ</b>	Read all the  and  words again.
	<b>WRITE</b>	Write the sentences in your book. Fix the mistakes. 1. the powerful gods could not help 2. They canned planted the seed 3. the He got seed



#### MONDAY ACTIVITY 1



	<b>LOOK &amp; SAY</b>	jacket	warm	beautiful	loved	also
	<b>SOUND OUT</b>	spin	now	spun	brown	
		spot	cow	spit	how	
	<b>READ</b>	When it is cold, I put on a jacket. I have a warm brown jacket. It is cold now so I will put my jacket on.				
	<b>WRITE</b>	Write the  and  words in your dictionary.				

#### MONDAY ACTIVITY 2





	<b>READ</b>	Read the  and  words from Monday Activity 1.				
	<b>READ</b>	When I was small I liked to spin on the spot. I would spin very fast. I do not like to spin on the spot now. I feel sick if I spin!				
	<b>WRITE</b>	Draw a picture of the word: jacket				

#### TUESDAY ACTIVITY 1





	<b>LOOK &amp; SAY</b>	jacket	warm	beautiful	loved	also
	<b>SOUND OUT</b>	pink	sink	wink	link	
		link	wink	sink	pink	

	<b>READ</b>	I had a beautiful pink jacket. I loved my pink jacket. My beautiful pink jacket is too small for me now. I am very sad that my jacket is too small!
	<b>WRITE</b>	Draw a picture of the word: wink







## TUESDAY ACTIVITY 2

	<b>READ</b>	Read the  and  words from Tuesday Activity 1.
	<b>WRITE</b>	<p>1. What did I love? I loved my _____.</p> <p>2. How do I feel that my jacket is too small? I feel _____ that my jacket is too small.</p>



## WEDNESDAY ACTIVITY 1


	<b>LOOK &amp; SAY</b>	jacket	warm	beautiful	loved	also
	<b>SOUND OUT</b>	out	shout	loud	spout	
		spout	loud	shout	out	
	<b>READ</b>	You must not shout at people. It is not good to shout at people. You will not have friends if you shout at people. You should be a good friend.				
	<b>WRITE</b>	<p>1. Is it good to shout at people? Yes/No, it is/isn't good to shout at people.</p> <p>2. What should you be? You should be a _____.</p>				

## WEDNESDAY ACTIVITY 2

	<b>READ</b>	Read the  and  words from Wednesday Activity 1.
	<b>WRITE</b>	Write the  words and  words in your dictionary. Draw a picture of the word: <b>shout</b>

## THURSDAY ACTIVITY 1

	<b>LOOK &amp; SAY</b>	jacket	warm	beautiful	loved	also
	<b>SOUND OUT</b>	pink	out	sink	shout	
		wink	loud	link	spout	

	<b>READ</b>	<div data-bbox="370 869 1533 1684" data-label="Image"> </div> <p data-bbox="370 1760 1501 2056">           Matshepo's old jacket was too small. She got a new jacket. She loved her new jacket. It was beautiful and warm. Her sister also loved her new jacket.         </p>
--	-------------	---

## THURSDAY ACTIVITY 2



READ

Read the  and  words from Thursday Activity 1.



WRITE

Draw a picture of your favourite part of the Big Book story.

## FRIDAY ACTIVITY 1



READ

Read all the  and  words again.



READ

Read the story from Thursday Activity 1.

## FRIDAY ACTIVITY 2



READ

Read all the  and  words again.









WRITE






Write the sentences in your book. Fix the mistakes.

1. matshepos old jacket was too small
2. She getted a new jaket
3. her loved She new jacket



#### MONDAY ACTIVITY 1



	<b>LOOK &amp; SAY</b>	jacket	warm	beautiful	loved	also
	<b>SOUND OUT</b>	spin	now	spun	brown	
		spot	cow	spit	how	
	<b>READ</b>	When it is cold, I put on a jacket. I have a warm brown jacket. It is cold now so I will put my jacket on.				
	<b>WRITE</b>	Write the  and  words in your dictionary.				

#### MONDAY ACTIVITY 2





	<b>READ</b>	Read the  and  words from Monday Activity 1.				
	<b>READ</b>	When I was small I liked to spin on the spot. I would spin very fast. I do not like to spin on the spot now. I feel sick if I spin!				
	<b>WRITE</b>	Draw a picture of the word: jacket				

#### TUESDAY ACTIVITY 1





	<b>LOOK &amp; SAY</b>	jacket	warm	beautiful	loved	also
	<b>SOUND OUT</b>	pink	sink	wink	link	
		link	wink	sink	pink	

	<b>READ</b>	<p>I had a beautiful pink jacket. I loved my pink jacket. My beautiful pink jacket is too small for me now. I am very sad that my jacket is too small!</p>
	<b>WRITE</b>	<p>Draw a picture of the word: wink</p>

## TUESDAY ACTIVITY 2







	<b>READ</b>	<p>Read the  and  words from Tuesday Activity 1.</p>
	<b>WRITE</b>	<p>1. What did I love? I loved my _____.</p> <p>2. How do I feel that my jacket is too small? I feel _____ that my jacket is too small.</p>

## WEDNESDAY ACTIVITY 1



	<b>LOOK &amp; SAY</b>	jacket	warm	beautiful	loved	also
	<b>SOUND OUT</b>	out	shout	loud	spout	
		spout	loud	shout	out	
	<b>READ</b>	<p>You must not shout at people. It is not good to shout at people. You will not have friends if you shout at people. You should be a good friend.</p>				
	<b>WRITE</b>	<p>1. Is it good to shout at people? Yes/No, it is/isn't good to shout at people.</p> <p>2. What should you be? You should be a _____.</p>				



## WEDNESDAY ACTIVITY 2

	<b>READ</b>	Read the  and  words from Wednesday Activity 1.
	<b>WRITE</b>	Write the  words and  words in your dictionary. Draw a picture of the word: <b>shout</b>

## THURSDAY ACTIVITY 1

	<b>LOOK &amp; SAY</b>	jacket	warm	beautiful	loved	also
	<b>SOUND OUT</b>	pink	out	sink	shout	
		wink	loud	link	spout	

	<b>READ</b>	<div data-bbox="370 869 1532 1684" data-label="Image"> </div> <p data-bbox="370 1758 1503 2056">           Matshepo's old jacket was too small. She got a new jacket. She loved her new jacket. It was beautiful and warm. Her sister also loved her new jacket.         </p>
--	-------------	---

## THURSDAY ACTIVITY 2



READ

Read the  and  words from Thursday Activity 1.



WRITE

Draw a picture of your favourite part of the Big Book story.

## FRIDAY ACTIVITY 1



READ

Read all the  and  words again.



READ

Read the story from Thursday Activity 1.

## FRIDAY ACTIVITY 2



READ

Read all the  and  words again.









WRITE






Write the sentences in your book. Fix the mistakes.

1. matshepos old jacket was too small
2. She getted a new jaket
3. her loved She new jacket



#### MONDAY ACTIVITY 1



	<b>LOOK &amp; SAY</b>	jacket	warm	beautiful	loved	also
	<b>SOUND OUT</b>	spin	now	spun	brown	
		spot	cow	spit	how	
	<b>READ</b>	When it is cold, I put on a jacket. I have a warm brown jacket. It is cold now so I will put my jacket on.				
	<b>WRITE</b>	Write the  and  words in your dictionary.				

#### MONDAY ACTIVITY 2





	<b>READ</b>	Read the  and  words from Monday Activity 1.				
	<b>READ</b>	When I was small I liked to spin on the spot. I would spin very fast. I do not like to spin on the spot now. I feel sick if I spin!				
	<b>WRITE</b>	Draw a picture of the word: jacket				

#### TUESDAY ACTIVITY 1





	<b>LOOK &amp; SAY</b>	jacket	warm	beautiful	loved	also
	<b>SOUND OUT</b>	pink	sink	wink	link	
		link	wink	sink	pink	

	<b>READ</b>	I had a beautiful pink jacket. I loved my pink jacket. My beautiful pink jacket is too small for me now. I am very sad that my jacket is too small!
	<b>WRITE</b>	Draw a picture of the word: wink

## TUESDAY ACTIVITY 2

	<b>READ</b>	Read the  and  words from Tuesday Activity 1.
	<b>WRITE</b>	<ol style="list-style-type: none"> <li>What did I love? I loved my _____.</li> <li>How do I feel that my jacket is too small? I feel _____ that my jacket is too small.</li> </ol>

## WEDNESDAY ACTIVITY 1

	<b>LOOK &amp; SAY</b>	jacket	warm	beautiful	loved	also
	<b>SOUND OUT</b>	out	shout	loud	spout	
		spout	loud	shout	out	
	<b>READ</b>	You must not shout at people. It is not good to shout at people. You will not have friends if you shout at people. You should be a good friend.				
	<b>WRITE</b>	<ol style="list-style-type: none"> <li>Is it good to shout at people? Yes/No, it is/isn't good to shout at people.</li> <li>What should you be? You should be a _____.</li> </ol>				

## WEDNESDAY ACTIVITY 2



READ

Read the  and  words from Wednesday Activity 1.



WRITE

Write the  words and  words in your dictionary.

Draw a picture of the word: **shout**

## THURSDAY ACTIVITY 1



LOOK & SAY

jacket

warm

beautiful

loved

also



SOUND OUT

pink

out

sink

shout

wink

loud

link

spout



READ



Matshepo's old jacket was too small. She got a new jacket. She loved her new jacket. It was beautiful and warm. Her sister also loved her new jacket.

## THURSDAY ACTIVITY 2



READ

Read the  and  words from Thursday Activity 1.



WRITE

Draw a picture of your favourite part of the Big Book story.

## FRIDAY ACTIVITY 1



READ

Read all the  and  words again.



READ

Read the story from Thursday Activity 1.

## FRIDAY ACTIVITY 2



READ

Read all the  and  words again.









WRITE






Write the sentences in your book. Fix the mistakes.

1. matshepos old jacket was too small
2. She getted a new jaket
3. her loved She new jacket



#### MONDAY ACTIVITY 1



	<b>LOOK &amp; SAY</b>	jacket	warm	beautiful	loved	also
	<b>SOUND OUT</b>	spin	now	spun	brown	
		spot	cow	spit	how	
	<b>READ</b>	When it is cold, I put on a jacket. I have a warm brown jacket. It is cold now so I will put my jacket on.				
	<b>WRITE</b>	Write the  and  words in your dictionary.				

#### MONDAY ACTIVITY 2





	<b>READ</b>	Read the  and  words from Monday Activity 1.				
	<b>READ</b>	When I was small I liked to spin on the spot. I would spin very fast. I do not like to spin on the spot now. I feel sick if I spin!				
	<b>WRITE</b>	Draw a picture of the word: jacket				

#### TUESDAY ACTIVITY 1





	<b>LOOK &amp; SAY</b>	jacket	warm	beautiful	loved	also
	<b>SOUND OUT</b>	pink	sink	wink	link	
		link	wink	sink	pink	

	<b>READ</b>	I had a beautiful pink jacket. I loved my pink jacket. My beautiful pink jacket is too small for me now. I am very sad that my jacket is too small!
	<b>WRITE</b>	Draw a picture of the word: wink

## TUESDAY ACTIVITY 2







	<b>READ</b>	Read the  and  words from Tuesday Activity 1.
	<b>WRITE</b>	<ol style="list-style-type: none"> <li>What did I love? I loved my _____.</li> <li>How do I feel that my jacket is too small? I feel _____ that my jacket is too small.</li> </ol>

## WEDNESDAY ACTIVITY 1



	<b>LOOK &amp; SAY</b>	jacket	warm	beautiful	loved	also
	<b>SOUND OUT</b>	out	shout	loud	spout	
		spout	loud	shout	out	
	<b>READ</b>	You must not shout at people. It is not good to shout at people. You will not have friends if you shout at people. You should be a good friend.				
	<b>WRITE</b>	<ol style="list-style-type: none"> <li>Is it good to shout at people? Yes/No, it is/isn't good to shout at people.</li> <li>What should you be? You should be a _____.</li> </ol>				




## WEDNESDAY ACTIVITY 2

	<b>READ</b>	Read the  and  words from Wednesday Activity 1.
	<b>WRITE</b>	Write the  words and  words in your dictionary. Draw a picture of the word: <b>shout</b>

## THURSDAY ACTIVITY 1

	<b>LOOK &amp; SAY</b>	jacket	warm	beautiful	loved	also
	<b>SOUND OUT</b>	pink	out	sink	shout	
		wink	loud	link	spout	

	<b>READ</b>	 <p>Matshepo's old jacket was too small. She got a new jacket. She loved her new jacket. It was beautiful and warm. Her sister also loved her new jacket.</p>
--	-------------	--

## THURSDAY ACTIVITY 2



READ

Read the  and  words from Thursday Activity 1.



WRITE

Draw a picture of your favourite part of the Big Book story.

## FRIDAY ACTIVITY 1



READ

Read all the  and  words again.



READ

Read the story from Thursday Activity 1.

## FRIDAY ACTIVITY 2



READ

Read all the  and  words again.









WRITE






Write the sentences in your book. Fix the mistakes.

1. matshepos old jacket was too small
2. She getted a new jaket
3. her loved She new jacket



#### MONDAY ACTIVITY 1



	<b>LOOK &amp; SAY</b>	jacket	warm	beautiful	loved	also
	<b>SOUND OUT</b>	spin	now	spun	brown	
		spot	cow	spit	how	
	<b>READ</b>	When it is cold, I put on a jacket. I have a warm brown jacket. It is cold now so I will put my jacket on.				
	<b>WRITE</b>	Write the  and  words in your dictionary.				

#### MONDAY ACTIVITY 2





	<b>READ</b>	Read the  and  words from Monday Activity 1.				
	<b>READ</b>	When I was small I liked to spin on the spot. I would spin very fast. I do not like to spin on the spot now. I feel sick if I spin!				
	<b>WRITE</b>	Draw a picture of the word: jacket				

#### TUESDAY ACTIVITY 1





	<b>LOOK &amp; SAY</b>	jacket	warm	beautiful	loved	also
	<b>SOUND OUT</b>	pink	sink	wink	link	
		link	wink	sink	pink	

	<b>READ</b>	I had a beautiful pink jacket. I loved my pink jacket. My beautiful pink jacket is too small for me now. I am very sad that my jacket is too small!
	<b>WRITE</b>	Draw a picture of the word: wink







## TUESDAY ACTIVITY 2

	<b>READ</b>	Read the  and  words from Tuesday Activity 1.
	<b>WRITE</b>	<ol style="list-style-type: none"> <li>What did I love? I loved my _____.</li> <li>How do I feel that my jacket is too small? I feel _____ that my jacket is too small.</li> </ol>



## WEDNESDAY ACTIVITY 1


	<b>LOOK &amp; SAY</b>	jacket	warm	beautiful	loved	also
	<b>SOUND OUT</b>	out	shout	loud	spout	
		spout	loud	shout	out	
	<b>READ</b>	You must not shout at people. It is not good to shout at people. You will not have friends if you shout at people. You should be a good friend.				
	<b>WRITE</b>	<ol style="list-style-type: none"> <li>Is it good to shout at people? Yes/No, it is/isn't good to shout at people.</li> <li>What should you be? You should be a _____.</li> </ol>				

## WEDNESDAY ACTIVITY 2

	<b>READ</b>	Read the  and  words from Wednesday Activity 1.
	<b>WRITE</b>	Write the  words and  words in your dictionary. Draw a picture of the word: <b>shout</b>

## THURSDAY ACTIVITY 1

	<b>LOOK &amp; SAY</b>	jacket	warm	beautiful	loved	also
	<b>SOUND OUT</b>	pink	out	sink	shout	
		wink	loud	link	spout	

	<b>READ</b>	<div data-bbox="370 869 1532 1684" data-label="Image"> </div> <p data-bbox="370 1758 1500 2049">           Matshepo's old jacket was too small. She got a new jacket. She loved her new jacket. It was beautiful and warm. Her sister also loved her new jacket.         </p>
--	-------------	---

## THURSDAY ACTIVITY 2



READ

Read the  and  words from Thursday Activity 1.



WRITE

Draw a picture of your favourite part of the Big Book story.

## FRIDAY ACTIVITY 1



READ

Read all the  and  words again.



READ

Read the story from Thursday Activity 1.

## FRIDAY ACTIVITY 2



READ

Read all the  and  words again.









WRITE






Write the sentences in your book. Fix the mistakes.

1. matshepos old jacket was too small
2. She getted a new jaket
3. her loved She new jacket



#### MONDAY ACTIVITY 1



	<b>LOOK &amp; SAY</b>	jacket	warm	beautiful	loved	also
	<b>SOUND OUT</b>	spin	now	spun	brown	
		spot	cow	spit	how	
	<b>READ</b>	When it is cold, I put on a jacket. I have a warm brown jacket. It is cold now so I will put my jacket on.				
	<b>WRITE</b>	Write the  and  words in your dictionary.				

#### MONDAY ACTIVITY 2





	<b>READ</b>	Read the  and  words from Monday Activity 1.				
	<b>READ</b>	When I was small I liked to spin on the spot. I would spin very fast. I do not like to spin on the spot now. I feel sick if I spin!				
	<b>WRITE</b>	Draw a picture of the word: jacket				

#### TUESDAY ACTIVITY 1





	<b>LOOK &amp; SAY</b>	jacket	warm	beautiful	loved	also
	<b>SOUND OUT</b>	pink	sink	wink	link	
		link	wink	sink	pink	

	<b>READ</b>	I had a beautiful pink jacket. I loved my pink jacket. My beautiful pink jacket is too small for me now. I am very sad that my jacket is too small!
	<b>WRITE</b>	Draw a picture of the word: wink

## TUESDAY ACTIVITY 2

	<b>READ</b>	Read the  and  words from Tuesday Activity 1.
	<b>WRITE</b>	<ol style="list-style-type: none"> <li>What did I love? I loved my _____.</li> <li>How do I feel that my jacket is too small? I feel _____ that my jacket is too small.</li> </ol>

## WEDNESDAY ACTIVITY 1

	<b>LOOK &amp; SAY</b>	jacket	warm	beautiful	loved	also
	<b>SOUND OUT</b>	out	shout	loud	spout	
		spout	loud	shout	out	
	<b>READ</b>	You must not shout at people. It is not good to shout at people. You will not have friends if you shout at people. You should be a good friend.				
	<b>WRITE</b>	<ol style="list-style-type: none"> <li>Is it good to shout at people? Yes/No, it is/isn't good to shout at people.</li> <li>What should you be? You should be a _____.</li> </ol>				



## WEDNESDAY ACTIVITY 2



READ

Read the  and  words from Wednesday Activity 1.



WRITE

Write the  words and  words in your dictionary.

Draw a picture of the word: **shout**

## THURSDAY ACTIVITY 1



LOOK & SAY

jacket

warm

beautiful

loved

also



SOUND OUT

pink

out

sink

shout

wink

loud

link

spout



READ



Matshepo's old jacket was too small. She got a new jacket. She loved her new jacket. It was beautiful and warm. Her sister also loved her new jacket.

## THURSDAY ACTIVITY 2



READ

Read the  and  words from Thursday Activity 1.



WRITE

Draw a picture of your favourite part of the Big Book story.

## FRIDAY ACTIVITY 1



READ

Read all the  and  words again.



READ

Read the story from Thursday Activity 1.

## FRIDAY ACTIVITY 2



READ

Read all the  and  words again.









WRITE






Write the sentences in your book. Fix the mistakes.

1. matshepos old jacket was too small
2. She getted a new jaket
3. her loved She new jacket



#### MONDAY ACTIVITY 1



	<b>LOOK &amp; SAY</b>	jacket	warm	beautiful	loved	also
	<b>SOUND OUT</b>	spin	now	spun	brown	
		spot	cow	spit	how	
	<b>READ</b>	When it is cold, I put on a jacket. I have a warm brown jacket. It is cold now so I will put my jacket on.				
	<b>WRITE</b>	Write the  and  words in your dictionary.				

#### MONDAY ACTIVITY 2





	<b>READ</b>	Read the  and  words from Monday Activity 1.				
	<b>READ</b>	When I was small I liked to spin on the spot. I would spin very fast. I do not like to spin on the spot now. I feel sick if I spin!				
	<b>WRITE</b>	Draw a picture of the word: jacket				

#### TUESDAY ACTIVITY 1





	<b>LOOK &amp; SAY</b>	jacket	warm	beautiful	loved	also
	<b>SOUND OUT</b>	pink	sink	wink	link	
		link	wink	sink	pink	

	<b>READ</b>	I had a beautiful pink jacket. I loved my pink jacket. My beautiful pink jacket is too small for me now. I am very sad that my jacket is too small!
	<b>WRITE</b>	Draw a picture of the word: wink







## TUESDAY ACTIVITY 2

	<b>READ</b>	Read the  and  words from Tuesday Activity 1.
	<b>WRITE</b>	<ol style="list-style-type: none"> <li>What did I love? I loved my _____.</li> <li>How do I feel that my jacket is too small? I feel _____ that my jacket is too small.</li> </ol>



## WEDNESDAY ACTIVITY 1


	<b>LOOK &amp; SAY</b>	jacket	warm	beautiful	loved	also
	<b>SOUND OUT</b>	out	shout	loud	spout	
		spout	loud	shout	out	
	<b>READ</b>	You must not shout at people. It is not good to shout at people. You will not have friends if you shout at people. You should be a good friend.				
	<b>WRITE</b>	<ol style="list-style-type: none"> <li>Is it good to shout at people? Yes/No, it is/isn't good to shout at people.</li> <li>What should you be? You should be a _____.</li> </ol>				

## WEDNESDAY ACTIVITY 2

	<b>READ</b>	Read the  and  words from Wednesday Activity 1.
	<b>WRITE</b>	Write the  words and  words in your dictionary. Draw a picture of the word: <b>shout</b>

## THURSDAY ACTIVITY 1

	<b>LOOK &amp; SAY</b>	jacket	warm	beautiful	loved	also
	<b>SOUND OUT</b>	pink	out	sink	shout	
		wink	loud	link	spout	

	<b>READ</b>	<div data-bbox="370 869 1533 1684" data-label="Image"> </div> <p data-bbox="370 1758 1501 2056">           Matshepo's old jacket was too small. She got a new jacket. She loved her new jacket. It was beautiful and warm. Her sister also loved her new jacket.         </p>
--	-------------	---

## THURSDAY ACTIVITY 2



READ

Read the  and  words from Thursday Activity 1.



WRITE

Draw a picture of your favourite part of the Big Book story.

## FRIDAY ACTIVITY 1



READ

Read all the  and  words again.



READ

Read the story from Thursday Activity 1.

## FRIDAY ACTIVITY 2



READ

Read all the  and  words again.









WRITE






Write the sentences in your book. Fix the mistakes.

1. matshepos old jacket was too small
2. She getted a new jaket
3. her loved She new jacket



#### MONDAY ACTIVITY 1



	<b>LOOK &amp; SAY</b>	jacket	warm	beautiful	loved	also
	<b>SOUND OUT</b>	spin	now	spun	brown	
		spot	cow	spit	how	
	<b>READ</b>	When it is cold, I put on a jacket. I have a warm brown jacket. It is cold now so I will put my jacket on.				
	<b>WRITE</b>	Write the  and  words in your dictionary.				

#### MONDAY ACTIVITY 2





	<b>READ</b>	Read the  and  words from Monday Activity 1.				
	<b>READ</b>	When I was small I liked to spin on the spot. I would spin very fast. I do not like to spin on the spot now. I feel sick if I spin!				
	<b>WRITE</b>	Draw a picture of the word: jacket				

#### TUESDAY ACTIVITY 1





	<b>LOOK &amp; SAY</b>	jacket	warm	beautiful	loved	also
	<b>SOUND OUT</b>	pink	sink	wink	link	
		link	wink	sink	pink	

	<b>READ</b>	I had a beautiful pink jacket. I loved my pink jacket. My beautiful pink jacket is too small for me now. I am very sad that my jacket is too small!
	<b>WRITE</b>	Draw a picture of the word: wink

## TUESDAY ACTIVITY 2







	<b>READ</b>	Read the  and  words from Tuesday Activity 1.
	<b>WRITE</b>	<ol style="list-style-type: none"> <li>What did I love? I loved my _____.</li> <li>How do I feel that my jacket is too small? I feel _____ that my jacket is too small.</li> </ol>

## WEDNESDAY ACTIVITY 1



	<b>LOOK &amp; SAY</b>	jacket	warm	beautiful	loved	also
	<b>SOUND OUT</b>	out	shout	loud	spout	
		spout	loud	shout	out	
	<b>READ</b>	You must not shout at people. It is not good to shout at people. You will not have friends if you shout at people. You should be a good friend.				
	<b>WRITE</b>	<ol style="list-style-type: none"> <li>Is it good to shout at people? Yes/No, it is/isn't good to shout at people.</li> <li>What should you be? You should be a _____.</li> </ol>				



## WEDNESDAY ACTIVITY 2

	<b>READ</b>	Read the  and  words from Wednesday Activity 1.
	<b>WRITE</b>	Write the  words and  words in your dictionary. Draw a picture of the word: <b>shout</b>

## THURSDAY ACTIVITY 1

	<b>LOOK &amp; SAY</b>	jacket	warm	beautiful	loved	also
	<b>SOUND OUT</b>	pink	out	sink	shout	
		wink	loud	link	spout	

	<b>READ</b>	<div data-bbox="370 869 1532 1684" data-label="Image"> </div> <p data-bbox="370 1758 1500 2049">           Matshepo's old jacket was too small. She got a new jacket. She loved her new jacket. It was beautiful and warm. Her sister also loved her new jacket.         </p>
--	-------------	---

## THURSDAY ACTIVITY 2



READ

Read the  and  words from Thursday Activity 1.



WRITE

Draw a picture of your favourite part of the Big Book story.

## FRIDAY ACTIVITY 1



READ

Read all the  and  words again.



READ

Read the story from Thursday Activity 1.

## FRIDAY ACTIVITY 2



READ

Read all the  and  words again.









WRITE






Write the sentences in your book. Fix the mistakes.

1. matshepos old jacket was too small
2. She getted a new jaket
3. her loved She new jacket



#### MONDAY ACTIVITY 1



	<b>LOOK &amp; SAY</b>	jacket	warm	beautiful	loved	also
	<b>SOUND OUT</b>	spin	now	spun	brown	
		spot	cow	spit	how	
	<b>READ</b>	When it is cold, I put on a jacket. I have a warm brown jacket. It is cold now so I will put my jacket on.				
	<b>WRITE</b>	Write the  and  words in your dictionary.				

#### MONDAY ACTIVITY 2





	<b>READ</b>	Read the  and  words from Monday Activity 1.				
	<b>READ</b>	When I was small I liked to spin on the spot. I would spin very fast. I do not like to spin on the spot now. I feel sick if I spin!				
	<b>WRITE</b>	Draw a picture of the word: jacket				

#### TUESDAY ACTIVITY 1





	<b>LOOK &amp; SAY</b>	jacket	warm	beautiful	loved	also
	<b>SOUND OUT</b>	pink	sink	wink	link	
		link	wink	sink	pink	

	<b>READ</b>	I had a beautiful pink jacket. I loved my pink jacket. My beautiful pink jacket is too small for me now. I am very sad that my jacket is too small!
	<b>WRITE</b>	Draw a picture of the word: wink







## TUESDAY ACTIVITY 2

	<b>READ</b>	Read the  and  words from Tuesday Activity 1.
	<b>WRITE</b>	<p>1. What did I love? I loved my _____.</p> <p>2. How do I feel that my jacket is too small? I feel _____ that my jacket is too small.</p>



## WEDNESDAY ACTIVITY 1


	<b>LOOK &amp; SAY</b>	jacket	warm	beautiful	loved	also
	<b>SOUND OUT</b>	out	shout	loud	spout	
		spout	loud	shout	out	
	<b>READ</b>	You must not shout at people. It is not good to shout at people. You will not have friends if you shout at people. You should be a good friend.				
	<b>WRITE</b>	<p>1. Is it good to shout at people? Yes/No, it is/isn't good to shout at people.</p> <p>2. What should you be? You should be a _____.</p>				

## WEDNESDAY ACTIVITY 2





	<b>READ</b>	Read the  and  words from Wednesday Activity 1.
	<b>WRITE</b>	Write the  words and  words in your dictionary. Draw a picture of the word: <b>shout</b>

## THURSDAY ACTIVITY 1





	<b>LOOK &amp; SAY</b>	jacket	warm	beautiful	loved	also
	<b>SOUND OUT</b>	pink	out	sink	shout	
		wink	loud	link	spout	

	<b>READ</b>	<div data-bbox="370 869 1532 1684" data-label="Image"> </div> <p data-bbox="370 1758 1500 2049">           Matshepo's old jacket was too small. She got a new jacket. She loved her new jacket. It was beautiful and warm. Her sister also loved her new jacket.         </p>
--	-------------	---





## THURSDAY ACTIVITY 2

	<b>READ</b>	Read the  and  words from Thursday Activity 1.
	<b>WRITE</b>	Draw a picture of your favourite part of the Big Book story.







## FRIDAY ACTIVITY 1

	<b>READ</b>	Read all the  and  words again.
	<b>READ</b>	Read the story from Thursday Activity 1.






## FRIDAY ACTIVITY 2

	<b>READ</b>	Read all the  and  words again.
	<b>WRITE</b>	Write the sentences in your book. Fix the mistakes. 1. matshepos old jacket was too small 2. She getted a new jaket 3. her loved She new jacket



#### MONDAY ACTIVITY 1



	<b>LOOK &amp; SAY</b>	jacket	warm	beautiful	loved	also
	<b>SOUND OUT</b>	spin	now	spun	brown	
		spot	cow	spit	how	
	<b>READ</b>	When it is cold, I put on a jacket. I have a warm brown jacket. It is cold now so I will put my jacket on.				
	<b>WRITE</b>	Write the  and  words in your dictionary.				

#### MONDAY ACTIVITY 2





	<b>READ</b>	Read the  and  words from Monday Activity 1.				
	<b>READ</b>	When I was small I liked to spin on the spot. I would spin very fast. I do not like to spin on the spot now. I feel sick if I spin!				
	<b>WRITE</b>	Draw a picture of the word: jacket				

#### TUESDAY ACTIVITY 1





	<b>LOOK &amp; SAY</b>	jacket	warm	beautiful	loved	also
	<b>SOUND OUT</b>	pink	sink	wink	link	
		link	wink	sink	pink	

	<b>READ</b>	<p>I had a beautiful pink jacket. I loved my pink jacket. My beautiful pink jacket is too small for me now. I am very sad that my jacket is too small!</p>
	<b>WRITE</b>	<p>Draw a picture of the word: wink</p>

## TUESDAY ACTIVITY 2







	<b>READ</b>	<p>Read the  and  words from Tuesday Activity 1.</p>
	<b>WRITE</b>	<p>1. What did I love? I loved my _____.</p> <p>2. How do I feel that my jacket is too small? I feel _____ that my jacket is too small.</p>

## WEDNESDAY ACTIVITY 1



	<b>LOOK &amp; SAY</b>	jacket	warm	beautiful	loved	also
	<b>SOUND OUT</b>	out	shout	loud	spout	
		spout	loud	shout	out	
	<b>READ</b>	<p>You must not shout at people. It is not good to shout at people. You will not have friends if you shout at people. You should be a good friend.</p>				
	<b>WRITE</b>	<p>1. Is it good to shout at people? Yes/No, it is/isn't good to shout at people.</p> <p>2. What should you be? You should be a _____.</p>				




## WEDNESDAY ACTIVITY 2

	<b>READ</b>	Read the  and  words from Wednesday Activity 1.
	<b>WRITE</b>	Write the  words and  words in your dictionary. Draw a picture of the word: <b>shout</b>

## THURSDAY ACTIVITY 1

	<b>LOOK &amp; SAY</b>	jacket	warm	beautiful	loved	also
	<b>SOUND OUT</b>	pink	out	sink	shout	
		wink	loud	link	spout	

	<b>READ</b>	 <p>Matshepo's old jacket was too small. She got a new jacket. She loved her new jacket. It was beautiful and warm. Her sister also loved her new jacket.</p>
--	-------------	--

## THURSDAY ACTIVITY 2



READ

Read the  and  words from Thursday Activity 1.



WRITE

Draw a picture of your favourite part of the Big Book story.

## FRIDAY ACTIVITY 1



READ

Read all the  and  words again.



READ

Read the story from Thursday Activity 1.

## FRIDAY ACTIVITY 2



READ

Read all the  and  words again.









WRITE






Write the sentences in your book. Fix the mistakes.

1. matshepos old jacket was too small
2. She getted a new jaket
3. her loved She new jacket



#### MONDAY ACTIVITY 1



	<b>LOOK &amp; SAY</b>	jacket	warm	beautiful	loved	also
	<b>SOUND OUT</b>	spin	now	spun	brown	
		spot	cow	spit	how	
	<b>READ</b>	When it is cold, I put on a jacket. I have a warm brown jacket. It is cold now so I will put my jacket on.				
	<b>WRITE</b>	Write the  and  words in your dictionary.				

#### MONDAY ACTIVITY 2





	<b>READ</b>	Read the  and  words from Monday Activity 1.				
	<b>READ</b>	When I was small I liked to spin on the spot. I would spin very fast. I do not like to spin on the spot now. I feel sick if I spin!				
	<b>WRITE</b>	Draw a picture of the word: jacket				

#### TUESDAY ACTIVITY 1





	<b>LOOK &amp; SAY</b>	jacket	warm	beautiful	loved	also
	<b>SOUND OUT</b>	pink	sink	wink	link	
		link	wink	sink	pink	

	<b>READ</b>	I had a beautiful pink jacket. I loved my pink jacket. My beautiful pink jacket is too small for me now. I am very sad that my jacket is too small!
	<b>WRITE</b>	Draw a picture of the word: wink

## TUESDAY ACTIVITY 2

	<b>READ</b>	Read the  and  words from Tuesday Activity 1.
	<b>WRITE</b>	<p>1. What did I love? I loved my _____.</p> <p>2. How do I feel that my jacket is too small? I feel _____ that my jacket is too small.</p>

## WEDNESDAY ACTIVITY 1

	<b>LOOK &amp; SAY</b>	jacket	warm	beautiful	loved	also
	<b>SOUND OUT</b>	out	shout	loud	spout	
		spout	loud	shout	out	
	<b>READ</b>	You must not shout at people. It is not good to shout at people. You will not have friends if you shout at people. You should be a good friend.				
	<b>WRITE</b>	<p>1. Is it good to shout at people? Yes/No, it is/isn't good to shout at people.</p> <p>2. What should you be? You should be a _____.</p>				

## WEDNESDAY ACTIVITY 2



READ

Read the  and  words from Wednesday Activity 1.



WRITE

Write the  words and  words in your dictionary.

Draw a picture of the word: **shout**

## THURSDAY ACTIVITY 1



LOOK & SAY

jacket

warm

beautiful

loved

also



SOUND OUT

pink

out

sink

shout

wink

loud

link

spout







READ



Matshepo's old jacket was too small. She got a new jacket. She loved her new jacket. It was beautiful and warm. Her sister also loved her new jacket.





## THURSDAY ACTIVITY 2

	<b>READ</b>	Read the  and  words from Thursday Activity 1.
	<b>WRITE</b>	Draw a picture of your favourite part of the Big Book story.







## FRIDAY ACTIVITY 1

	<b>READ</b>	Read all the  and  words again.
	<b>READ</b>	Read the story from Thursday Activity 1.






## FRIDAY ACTIVITY 2

	<b>READ</b>	Read all the  and  words again.
	<b>WRITE</b>	Write the sentences in your book. Fix the mistakes. 1. matshepos old jacket was too small 2. She getted a new jaket 3. her loved She new jacket



#### MONDAY ACTIVITY 1



	<b>LOOK &amp; SAY</b>	jacket	warm	beautiful	loved	also
	<b>SOUND OUT</b>	spin	now	spun	brown	
		spot	cow	spit	how	
	<b>READ</b>	When it is cold, I put on a jacket. I have a warm brown jacket. It is cold now so I will put my jacket on.				
	<b>WRITE</b>	Write the  and  words in your dictionary.				

#### MONDAY ACTIVITY 2





	<b>READ</b>	Read the  and  words from Monday Activity 1.				
	<b>READ</b>	When I was small I liked to spin on the spot. I would spin very fast. I do not like to spin on the spot now. I feel sick if I spin!				
	<b>WRITE</b>	Draw a picture of the word: jacket				

#### TUESDAY ACTIVITY 1





	<b>LOOK &amp; SAY</b>	jacket	warm	beautiful	loved	also
	<b>SOUND OUT</b>	pink	sink	wink	link	
		link	wink	sink	pink	

	<b>READ</b>	<p>I had a beautiful pink jacket. I loved my pink jacket. My beautiful pink jacket is too small for me now. I am very sad that my jacket is too small!</p>
	<b>WRITE</b>	<p>Draw a picture of the word: wink</p>

## TUESDAY ACTIVITY 2

	<b>READ</b>	<p>Read the  and  words from Tuesday Activity 1.</p>
	<b>WRITE</b>	<p>1. What did I love? I loved my _____.</p> <p>2. How do I feel that my jacket is too small? I feel _____ that my jacket is too small.</p>

## WEDNESDAY ACTIVITY 1

	<b>LOOK &amp; SAY</b>	jacket	warm	beautiful	loved	also
	<b>SOUND OUT</b>	out	shout	loud	spout	
	<b>READ</b>	<p>You must not shout at people. It is not good to shout at people. You will not have friends if you shout at people. You should be a good friend.</p>				
	<b>WRITE</b>	<p>1. Is it good to shout at people? Yes/No, it is/isn't good to shout at people.</p> <p>2. What should you be? You should be a _____.</p>				



## WEDNESDAY ACTIVITY 2



READ

Read the  and  words from Wednesday Activity 1.



WRITE

Write the  words and  words in your dictionary.

Draw a picture of the word: **shout**

## THURSDAY ACTIVITY 1



LOOK & SAY

jacket

warm

beautiful

loved

also



SOUND OUT

pink

out

sink

shout

wink

loud

link

spout



READ



Matshepo's old jacket was too small. She got a new jacket. She loved her new jacket. It was beautiful and warm. Her sister also loved her new jacket.

## THURSDAY ACTIVITY 2



READ

Read the  and  words from Thursday Activity 1.



WRITE

Draw a picture of your favourite part of the Big Book story.

## FRIDAY ACTIVITY 1



READ

Read all the  and  words again.



READ

Read the story from Thursday Activity 1.

## FRIDAY ACTIVITY 2



READ

Read all the  and  words again.









WRITE






Write the sentences in your book. Fix the mistakes.

1. matshepos old jacket was too small
2. She getted a new jaket
3. her loved She new jacket



#### MONDAY ACTIVITY 1



	<b>LOOK &amp; SAY</b>	jacket	warm	beautiful	loved	also
	<b>SOUND OUT</b>	spin	now	spun	brown	
		spot	cow	spit	how	
	<b>READ</b>	When it is cold, I put on a jacket. I have a warm brown jacket. It is cold now so I will put my jacket on.				
	<b>WRITE</b>	Write the  and  words in your dictionary.				

#### MONDAY ACTIVITY 2





	<b>READ</b>	Read the  and  words from Monday Activity 1.				
	<b>READ</b>	When I was small I liked to spin on the spot. I would spin very fast. I do not like to spin on the spot now. I feel sick if I spin!				
	<b>WRITE</b>	Draw a picture of the word: jacket				

#### TUESDAY ACTIVITY 1





	<b>LOOK &amp; SAY</b>	jacket	warm	beautiful	loved	also
	<b>SOUND OUT</b>	pink	sink	wink	link	
		link	wink	sink	pink	

	<b>READ</b>	I had a beautiful pink jacket. I loved my pink jacket. My beautiful pink jacket is too small for me now. I am very sad that my jacket is too small!
	<b>WRITE</b>	Draw a picture of the word: wink







## TUESDAY ACTIVITY 2

	<b>READ</b>	Read the  and  words from Tuesday Activity 1.
	<b>WRITE</b>	<p>1. What did I love? I loved my _____.</p> <p>2. How do I feel that my jacket is too small? I feel _____ that my jacket is too small.</p>



## WEDNESDAY ACTIVITY 1



	<b>LOOK &amp; SAY</b>	jacket	warm	beautiful	loved	also
	<b>SOUND OUT</b>	out	shout	loud	spout	
		spout	loud	shout	out	
	<b>READ</b>	You must not shout at people. It is not good to shout at people. You will not have friends if you shout at people. You should be a good friend.				
	<b>WRITE</b>	<p>1. Is it good to shout at people? Yes/No, it is/isn't good to shout at people.</p> <p>2. What should you be? You should be a _____.</p>				

## WEDNESDAY ACTIVITY 2

	<b>READ</b>	Read the  and  words from Wednesday Activity 1.
	<b>WRITE</b>	Write the  words and  words in your dictionary. Draw a picture of the word: <b>shout</b>

## THURSDAY ACTIVITY 1

	<b>LOOK &amp; SAY</b>	jacket	warm	beautiful	loved	also
	<b>SOUND OUT</b>	pink	out	sink	shout	
		wink	loud	link	spout	

	<b>READ</b>	 <p>Matshepo's old jacket was too small. She got a new jacket. She loved her new jacket. It was beautiful and warm. Her sister also loved her new jacket.</p>
--	-------------	--

## THURSDAY ACTIVITY 2



READ

Read the  and  words from Thursday Activity 1.



WRITE

Draw a picture of your favourite part of the Big Book story.

## FRIDAY ACTIVITY 1



READ

Read all the  and  words again.



READ

Read the story from Thursday Activity 1.

## FRIDAY ACTIVITY 2



READ

Read all the  and  words again.









WRITE






Write the sentences in your book. Fix the mistakes.

1. matshepos old jacket was too small
2. She getted a new jaket
3. her loved She new jacket



#### MONDAY ACTIVITY 1



	<b>LOOK &amp; SAY</b>	jacket	warm	beautiful	loved	also
	<b>SOUND OUT</b>	spin	now	spun	brown	
		spot	cow	spit	how	
	<b>READ</b>	When it is cold, I put on a jacket. I have a warm brown jacket. It is cold now so I will put my jacket on.				
	<b>WRITE</b>	Write the  and  words in your dictionary.				

#### MONDAY ACTIVITY 2





	<b>READ</b>	Read the  and  words from Monday Activity 1.				
	<b>READ</b>	When I was small I liked to spin on the spot. I would spin very fast. I do not like to spin on the spot now. I feel sick if I spin!				
	<b>WRITE</b>	Draw a picture of the word: jacket				

#### TUESDAY ACTIVITY 1





	<b>LOOK &amp; SAY</b>	jacket	warm	beautiful	loved	also
	<b>SOUND OUT</b>	pink	sink	wink	link	
		link	wink	sink	pink	

	<b>READ</b>	I had a beautiful pink jacket. I loved my pink jacket. My beautiful pink jacket is too small for me now. I am very sad that my jacket is too small!
	<b>WRITE</b>	Draw a picture of the word: wink

## TUESDAY ACTIVITY 2







	<b>READ</b>	Read the  and  words from Tuesday Activity 1.
	<b>WRITE</b>	<p>1. What did I love? I loved my _____.</p> <p>2. How do I feel that my jacket is too small? I feel _____ that my jacket is too small.</p>

## WEDNESDAY ACTIVITY 1



	<b>LOOK &amp; SAY</b>	jacket	warm	beautiful	loved	also
	<b>SOUND OUT</b>	out	shout	loud	spout	
		spout	loud	shout	out	
	<b>READ</b>	You must not shout at people. It is not good to shout at people. You will not have friends if you shout at people. You should be a good friend.				
	<b>WRITE</b>	<p>1. Is it good to shout at people? Yes/No, it is/isn't good to shout at people.</p> <p>2. What should you be? You should be a _____.</p>				




## WEDNESDAY ACTIVITY 2

	<b>READ</b>	Read the  and  words from Wednesday Activity 1.
	<b>WRITE</b>	Write the  words and  words in your dictionary. Draw a picture of the word: <b>shout</b>

## THURSDAY ACTIVITY 1

	<b>LOOK &amp; SAY</b>	jacket	warm	beautiful	loved	also
	<b>SOUND OUT</b>	pink	out	sink	shout	
		wink	loud	link	spout	

	<b>READ</b>	<div data-bbox="370 869 1533 1684" data-label="Image"> </div> <p data-bbox="370 1758 1501 2056">           Matshepo's old jacket was too small. She got a new jacket. She loved her new jacket. It was beautiful and warm. Her sister also loved her new jacket.         </p>
--	-------------	---

## THURSDAY ACTIVITY 2



READ

Read the  and  words from Thursday Activity 1.



WRITE

Draw a picture of your favourite part of the Big Book story.

## FRIDAY ACTIVITY 1



READ

Read all the  and  words again.



READ

Read the story from Thursday Activity 1.

## FRIDAY ACTIVITY 2



READ

Read all the  and  words again.









WRITE






Write the sentences in your book. Fix the mistakes.

1. matshepos old jacket was too small
2. She getted a new jaket
3. her loved She new jacket



#### MONDAY ACTIVITY 1



	<b>LOOK &amp; SAY</b>	jacket	warm	beautiful	loved	also
	<b>SOUND OUT</b>	spin	now	spun	brown	
		spot	cow	spit	how	
	<b>READ</b>	When it is cold, I put on a jacket. I have a warm brown jacket. It is cold now so I will put my jacket on.				
	<b>WRITE</b>	Write the  and  words in your dictionary.				

#### MONDAY ACTIVITY 2





	<b>READ</b>	Read the  and  words from Monday Activity 1.				
	<b>READ</b>	When I was small I liked to spin on the spot. I would spin very fast. I do not like to spin on the spot now. I feel sick if I spin!				
	<b>WRITE</b>	Draw a picture of the word: jacket				

#### TUESDAY ACTIVITY 1





	<b>LOOK &amp; SAY</b>	jacket	warm	beautiful	loved	also
	<b>SOUND OUT</b>	pink	sink	wink	link	
		link	wink	sink	pink	

	<b>READ</b>	I had a beautiful pink jacket. I loved my pink jacket. My beautiful pink jacket is too small for me now. I am very sad that my jacket is too small!
	<b>WRITE</b>	Draw a picture of the word: wink

## TUESDAY ACTIVITY 2

	<b>READ</b>	Read the  and  words from Tuesday Activity 1.
	<b>WRITE</b>	<ol style="list-style-type: none"> <li>What did I love? I loved my _____.</li> <li>How do I feel that my jacket is too small? I feel _____ that my jacket is too small.</li> </ol>

## WEDNESDAY ACTIVITY 1

	<b>LOOK &amp; SAY</b>	jacket	warm	beautiful	loved	also
	<b>SOUND OUT</b>	out	shout	loud	spout	
	<b>READ</b>	You must not shout at people. It is not good to shout at people. You will not have friends if you shout at people. You should be a good friend.				
	<b>WRITE</b>	<ol style="list-style-type: none"> <li>Is it good to shout at people? Yes/No, it is/isn't good to shout at people.</li> <li>What should you be? You should be a _____.</li> </ol>				

## WEDNESDAY ACTIVITY 2



READ

Read the  and  words from Wednesday Activity 1.



WRITE

Write the  words and  words in your dictionary.

Draw a picture of the word: **shout**

## THURSDAY ACTIVITY 1



LOOK & SAY

jacket

warm

beautiful

loved

also



SOUND OUT

pink

out

sink

shout

wink

loud

link

spout







READ







Matshepo's old jacket was too small. She got a new jacket. She loved her new jacket. It was beautiful and warm. Her sister also loved her new jacket.





## THURSDAY ACTIVITY 2

	<b>READ</b>	Read the  and  words from Thursday Activity 1.
	<b>WRITE</b>	Draw a picture of your favourite part of the Big Book story.







## FRIDAY ACTIVITY 1

	<b>READ</b>	Read all the  and  words again.
	<b>READ</b>	Read the story from Thursday Activity 1.






## FRIDAY ACTIVITY 2

	<b>READ</b>	Read all the  and  words again.
	<b>WRITE</b>	Write the sentences in your book. Fix the mistakes. 1. matshepos old jacket was too small 2. She getted a new jaket 3. her loved She new jacket



#### MONDAY ACTIVITY 1



	<b>LOOK &amp; SAY</b>	jacket	warm	beautiful	loved	also
	<b>SOUND OUT</b>	spin	now	spun	brown	
		spot	cow	spit	how	
	<b>READ</b>	When it is cold, I put on a jacket. I have a warm brown jacket. It is cold now so I will put my jacket on.				
	<b>WRITE</b>	Write the  and  words in your dictionary.				

#### MONDAY ACTIVITY 2





	<b>READ</b>	Read the  and  words from Monday Activity 1.				
	<b>READ</b>	When I was small I liked to spin on the spot. I would spin very fast. I do not like to spin on the spot now. I feel sick if I spin!				
	<b>WRITE</b>	Draw a picture of the word: jacket				

#### TUESDAY ACTIVITY 1





	<b>LOOK &amp; SAY</b>	jacket	warm	beautiful	loved	also
	<b>SOUND OUT</b>	pink	sink	wink	link	
		link	wink	sink	pink	

	<b>READ</b>	I had a beautiful pink jacket. I loved my pink jacket. My beautiful pink jacket is too small for me now. I am very sad that my jacket is too small!
	<b>WRITE</b>	Draw a picture of the word: wink

## TUESDAY ACTIVITY 2

	<b>READ</b>	Read the  and  words from Tuesday Activity 1.
	<b>WRITE</b>	<ol style="list-style-type: none"> <li>What did I love? I loved my _____.</li> <li>How do I feel that my jacket is too small? I feel _____ that my jacket is too small.</li> </ol>

## WEDNESDAY ACTIVITY 1

	<b>LOOK &amp; SAY</b>	jacket	warm	beautiful	loved	also
	<b>SOUND OUT</b>	out	shout	loud	spout	
		spout	loud	shout	out	
	<b>READ</b>	You must not shout at people. It is not good to shout at people. You will not have friends if you shout at people. You should be a good friend.				
	<b>WRITE</b>	<ol style="list-style-type: none"> <li>Is it good to shout at people? Yes/No, it is/isn't good to shout at people.</li> <li>What should you be? You should be a _____.</li> </ol>				



## WEDNESDAY ACTIVITY 2



READ

Read the  and  words from Wednesday Activity 1.



WRITE

Write the  words and  words in your dictionary.

Draw a picture of the word: **shout**

## THURSDAY ACTIVITY 1



LOOK & SAY

jacket

warm

beautiful

loved

also



SOUND OUT

pink

out

sink

shout

wink

loud

link

spout



READ



Matshepo's old jacket was too small. She got a new jacket. She loved her new jacket. It was beautiful and warm. Her sister also loved her new jacket.

## THURSDAY ACTIVITY 2



READ

Read the  and  words from Thursday Activity 1.



WRITE

Draw a picture of your favourite part of the Big Book story.

## FRIDAY ACTIVITY 1



READ

Read all the  and  words again.



READ

Read the story from Thursday Activity 1.

## FRIDAY ACTIVITY 2



READ

Read all the  and  words again.









WRITE






Write the sentences in your book. Fix the mistakes.

1. matshepos old jacket was too small
2. She getted a new jaket
3. her loved She new jacket



#### MONDAY ACTIVITY 1



	<b>LOOK &amp; SAY</b>	jacket	warm	beautiful	loved	also
	<b>SOUND OUT</b>	spin	now	spun	brown	
		spot	cow	spit	how	
	<b>READ</b>	When it is cold, I put on a jacket. I have a warm brown jacket. It is cold now so I will put my jacket on.				
	<b>WRITE</b>	Write the  and  words in your dictionary.				

#### MONDAY ACTIVITY 2





	<b>READ</b>	Read the  and  words from Monday Activity 1.				
	<b>READ</b>	When I was small I liked to spin on the spot. I would spin very fast. I do not like to spin on the spot now. I feel sick if I spin!				
	<b>WRITE</b>	Draw a picture of the word: jacket				

#### TUESDAY ACTIVITY 1





	<b>LOOK &amp; SAY</b>	jacket	warm	beautiful	loved	also
	<b>SOUND OUT</b>	pink	sink	wink	link	
		link	wink	sink	pink	

	<b>READ</b>	I had a beautiful pink jacket. I loved my pink jacket. My beautiful pink jacket is too small for me now. I am very sad that my jacket is too small!
	<b>WRITE</b>	Draw a picture of the word: wink







## TUESDAY ACTIVITY 2

	<b>READ</b>	Read the  and  words from Tuesday Activity 1.
	<b>WRITE</b>	<ol style="list-style-type: none"> <li>What did I love? I loved my _____.</li> <li>How do I feel that my jacket is too small? I feel _____ that my jacket is too small.</li> </ol>



## WEDNESDAY ACTIVITY 1



	<b>LOOK &amp; SAY</b>	jacket	warm	beautiful	loved	also
	<b>SOUND OUT</b>	out	shout	loud	spout	
		spout	loud	shout	out	
	<b>READ</b>	You must not shout at people. It is not good to shout at people. You will not have friends if you shout at people. You should be a good friend.				
	<b>WRITE</b>	<ol style="list-style-type: none"> <li>Is it good to shout at people? Yes/No, it is/isn't good to shout at people.</li> <li>What should you be? You should be a _____.</li> </ol>				

## WEDNESDAY ACTIVITY 2

	<b>READ</b>	Read the  and  words from Wednesday Activity 1.
	<b>WRITE</b>	Write the  words and  words in your dictionary. Draw a picture of the word: <b>shout</b>

## THURSDAY ACTIVITY 1

	<b>LOOK &amp; SAY</b>	jacket	warm	beautiful	loved	also
	<b>SOUND OUT</b>	pink	out	sink	shout	
		wink	loud	link	spout	

	<b>READ</b>	 <p>Matshepo's old jacket was too small. She got a new jacket. She loved her new jacket. It was beautiful and warm. Her sister also loved her new jacket.</p>
--	-------------	--

## THURSDAY ACTIVITY 2



READ

Read the  and  words from Thursday Activity 1.



WRITE

Draw a picture of your favourite part of the Big Book story.

## FRIDAY ACTIVITY 1



READ

Read all the  and  words again.



READ

Read the story from Thursday Activity 1.

## FRIDAY ACTIVITY 2



READ

Read all the  and  words again.









WRITE






Write the sentences in your book. Fix the mistakes.

1. matshepos old jacket was too small
2. She getted a new jaket
3. her loved She new jacket



#### MONDAY ACTIVITY 1



	<b>LOOK &amp; SAY</b>	jacket	warm	beautiful	loved	also
	<b>SOUND OUT</b>	spin	now	spun	brown	
		spot	cow	spit	how	
	<b>READ</b>	When it is cold, I put on a jacket. I have a warm brown jacket. It is cold now so I will put my jacket on.				
	<b>WRITE</b>	Write the  and  words in your dictionary.				

#### MONDAY ACTIVITY 2





	<b>READ</b>	Read the  and  words from Monday Activity 1.				
	<b>READ</b>	When I was small I liked to spin on the spot. I would spin very fast. I do not like to spin on the spot now. I feel sick if I spin!				
	<b>WRITE</b>	Draw a picture of the word: jacket				

#### TUESDAY ACTIVITY 1





	<b>LOOK &amp; SAY</b>	jacket	warm	beautiful	loved	also
	<b>SOUND OUT</b>	pink	sink	wink	link	
		link	wink	sink	pink	

	<b>READ</b>	<p>I had a beautiful pink jacket. I loved my pink jacket. My beautiful pink jacket is too small for me now. I am very sad that my jacket is too small!</p>
	<b>WRITE</b>	<p>Draw a picture of the word: wink</p>

## TUESDAY ACTIVITY 2

	<b>READ</b>	<p>Read the  and  words from Tuesday Activity 1.</p>
	<b>WRITE</b>	<p>1. What did I love? I loved my _____.</p> <p>2. How do I feel that my jacket is too small? I feel _____ that my jacket is too small.</p>

## WEDNESDAY ACTIVITY 1

	<b>LOOK &amp; SAY</b>	jacket	warm	beautiful	loved	also
	<b>SOUND OUT</b>	out	shout	loud	spout	
		spout	loud	shout	out	
	<b>READ</b>	<p>You must not shout at people. It is not good to shout at people. You will not have friends if you shout at people. You should be a good friend.</p>				
	<b>WRITE</b>	<p>1. Is it good to shout at people? Yes/No, it is/isn't good to shout at people.</p> <p>2. What should you be? You should be a _____.</p>				



## WEDNESDAY ACTIVITY 2



READ

Read the  and  words from Wednesday Activity 1.



WRITE

Write the  words and  words in your dictionary.

Draw a picture of the word: **shout**

## THURSDAY ACTIVITY 1



LOOK & SAY

jacket

warm

beautiful

loved

also



SOUND OUT

pink

out

sink

shout

wink

loud

link

spout



READ



Matshepo's old jacket was too small. She got a new jacket. She loved her new jacket. It was beautiful and warm. Her sister also loved her new jacket.

## THURSDAY ACTIVITY 2



READ

Read the  and  words from Thursday Activity 1.



WRITE

Draw a picture of your favourite part of the Big Book story.

## FRIDAY ACTIVITY 1



READ

Read all the  and  words again.



READ

Read the story from Thursday Activity 1.

## FRIDAY ACTIVITY 2



READ

Read all the  and  words again.









WRITE






Write the sentences in your book. Fix the mistakes.

1. matshepos old jacket was too small
2. She getted a new jaket
3. her loved She new jacket



#### MONDAY ACTIVITY 1



	<b>LOOK &amp; SAY</b>	jacket	warm	beautiful	loved	also
	<b>SOUND OUT</b>	spin	now	spun	brown	
		spot	cow	spit	how	
	<b>READ</b>	When it is cold, I put on a jacket. I have a warm brown jacket. It is cold now so I will put my jacket on.				
	<b>WRITE</b>	Write the  and  words in your dictionary.				

#### MONDAY ACTIVITY 2





	<b>READ</b>	Read the  and  words from Monday Activity 1.				
	<b>READ</b>	When I was small I liked to spin on the spot. I would spin very fast. I do not like to spin on the spot now. I feel sick if I spin!				
	<b>WRITE</b>	Draw a picture of the word: jacket				

#### TUESDAY ACTIVITY 1





	<b>LOOK &amp; SAY</b>	jacket	warm	beautiful	loved	also
	<b>SOUND OUT</b>	pink	sink	wink	link	
		link	wink	sink	pink	

	<b>READ</b>	I had a beautiful pink jacket. I loved my pink jacket. My beautiful pink jacket is too small for me now. I am very sad that my jacket is too small!
	<b>WRITE</b>	Draw a picture of the word: wink







## TUESDAY ACTIVITY 2

	<b>READ</b>	Read the  and  words from Tuesday Activity 1.
	<b>WRITE</b>	<ol style="list-style-type: none"> <li>What did I love? I loved my _____.</li> <li>How do I feel that my jacket is too small? I feel _____ that my jacket is too small.</li> </ol>



## WEDNESDAY ACTIVITY 1



	<b>LOOK &amp; SAY</b>	jacket	warm	beautiful	loved	also
	<b>SOUND OUT</b>	out	shout	loud	spout	
		spout	loud	shout	out	
	<b>READ</b>	You must not shout at people. It is not good to shout at people. You will not have friends if you shout at people. You should be a good friend.				
	<b>WRITE</b>	<ol style="list-style-type: none"> <li>Is it good to shout at people? Yes/No, it is/isn't good to shout at people.</li> <li>What should you be? You should be a _____.</li> </ol>				

## WEDNESDAY ACTIVITY 2

	<b>READ</b>	Read the  and  words from Wednesday Activity 1.
	<b>WRITE</b>	Write the  words and  words in your dictionary. Draw a picture of the word: <b>shout</b>

## THURSDAY ACTIVITY 1

	<b>LOOK &amp; SAY</b>	jacket	warm	beautiful	loved	also
	<b>SOUND OUT</b>	pink	out	sink	shout	
		wink	loud	link	spout	

	<b>READ</b>	 <p>Matshepo's old jacket was too small. She got a new jacket. She loved her new jacket. It was beautiful and warm. Her sister also loved her new jacket.</p>
--	-------------	--

## THURSDAY ACTIVITY 2



READ

Read the  and  words from Thursday Activity 1.



WRITE

Draw a picture of your favourite part of the Big Book story.

## FRIDAY ACTIVITY 1



READ

Read all the  and  words again.



READ

Read the story from Thursday Activity 1.

## FRIDAY ACTIVITY 2



READ

Read all the  and  words again.









WRITE






Write the sentences in your book. Fix the mistakes.

1. matshepos old jacket was too small
2. She getted a new jaket
3. her loved She new jacket



#### MONDAY ACTIVITY 1



	<b>LOOK &amp; SAY</b>	jacket	warm	beautiful	loved	also
	<b>SOUND OUT</b>	spin	now	spun	brown	
		spot	cow	spit	how	
	<b>READ</b>	When it is cold, I put on a jacket. I have a warm brown jacket. It is cold now so I will put my jacket on.				
	<b>WRITE</b>	Write the  and  words in your dictionary.				

#### MONDAY ACTIVITY 2





	<b>READ</b>	Read the  and  words from Monday Activity 1.				
	<b>READ</b>	When I was small I liked to spin on the spot. I would spin very fast. I do not like to spin on the spot now. I feel sick if I spin!				
	<b>WRITE</b>	Draw a picture of the word: jacket				

#### TUESDAY ACTIVITY 1





	<b>LOOK &amp; SAY</b>	jacket	warm	beautiful	loved	also
	<b>SOUND OUT</b>	pink	sink	wink	link	
		link	wink	sink	pink	

	<b>READ</b>	I had a beautiful pink jacket. I loved my pink jacket. My beautiful pink jacket is too small for me now. I am very sad that my jacket is too small!
	<b>WRITE</b>	Draw a picture of the word: wink

## TUESDAY ACTIVITY 2







	<b>READ</b>	Read the  and  words from Tuesday Activity 1.
	<b>WRITE</b>	<ol style="list-style-type: none"> <li>What did I love? I loved my _____.</li> <li>How do I feel that my jacket is too small? I feel _____ that my jacket is too small.</li> </ol>

## WEDNESDAY ACTIVITY 1



	<b>LOOK &amp; SAY</b>	jacket	warm	beautiful	loved	also
	<b>SOUND OUT</b>	out	shout	loud	spout	
		spout	loud	shout	out	
	<b>READ</b>	You must not shout at people. It is not good to shout at people. You will not have friends if you shout at people. You should be a good friend.				
	<b>WRITE</b>	<ol style="list-style-type: none"> <li>Is it good to shout at people? Yes/No, it is/isn't good to shout at people.</li> <li>What should you be? You should be a _____.</li> </ol>				




## WEDNESDAY ACTIVITY 2

	<b>READ</b>	Read the  and  words from Wednesday Activity 1.
	<b>WRITE</b>	Write the  words and  words in your dictionary. Draw a picture of the word: <b>shout</b>

## THURSDAY ACTIVITY 1

	<b>LOOK &amp; SAY</b>	jacket	warm	beautiful	loved	also
	<b>SOUND OUT</b>	pink	out	sink	shout	
		wink	loud	link	spout	

	<b>READ</b>	 <p>Matshepo's old jacket was too small. She got a new jacket. She loved her new jacket. It was beautiful and warm. Her sister also loved her new jacket.</p>
--	-------------	--

## THURSDAY ACTIVITY 2



READ

Read the  and  words from Thursday Activity 1.



WRITE

Draw a picture of your favourite part of the Big Book story.

## FRIDAY ACTIVITY 1



READ

Read all the  and  words again.



READ

Read the story from Thursday Activity 1.

## FRIDAY ACTIVITY 2



READ

Read all the  and  words again.









WRITE






Write the sentences in your book. Fix the mistakes.

1. matshepos old jacket was too small
2. She getted a new jaket
3. her loved She new jacket



#### MONDAY ACTIVITY 1



	<b>LOOK &amp; SAY</b>	tomatoes	were	ugly	tasted	curry
	<b>SOUND OUT</b>	wink	loud	link	spout	
		pink	out	sink	shout	
	<b>READ</b>	The curry burns my lips. I shout out loud when the curry burns my lips. My mom will laugh when I shout out loud.				
	<b>WRITE</b>	Write the  and  words in your dictionary.				

#### MONDAY ACTIVITY 2





	<b>READ</b>	Read the  and  words from Monday Activity 1.				
	<b>READ</b>	I tasted the fish. Mom told me it would taste good. It did not taste good! It was ugly! I did not like the fish!				
	<b>WRITE</b>	Draw a picture of the word: tomatoes				

#### TUESDAY ACTIVITY 1





	<b>LOOK &amp; SAY</b>	tomatoes	were	ugly	tasted	curry
	<b>SOUND OUT</b>	that	then	this	them	
		them	this	then	that	

	<b>READ</b>	This is my friend. My friend is fun! My friend likes to play with them. I do not like to play with them. They are not fun and they are ugly to me.
	<b>WRITE</b>	Draw a picture of the word: curry







## TUESDAY ACTIVITY 2

	<b>READ</b>	Read the  and  words from Tuesday Activity 1.
	<b>WRITE</b>	<p>1. What is my friend? My friend is _____.</p> <p>2. Why don't I like to play with them? They are _____ and they are _____ to me.</p>



## WEDNESDAY ACTIVITY 1

	<b>LOOK &amp; SAY</b>	tomatoes	were	ugly	tasted	curry
	<b>SOUND OUT</b>	worm	word	work	worst	
		worst	work	word	worm	
	<b>READ</b>	My dad works hard. He works hard to buy us the things that we need and things that we want. My dad works hard so we can be happy.				
	<b>WRITE</b>	<p>1. Who works hard? _____ works hard.</p> <p>2. Why does my dad work hard? My dad works hard so we can be _____.</p>				

## WEDNESDAY ACTIVITY 2

	<b>READ</b>	Read the  and  words from Wednesday Activity 1.
	<b>WRITE</b>	Write the  words and  words in your dictionary. Draw a picture of the word: worm

## THURSDAY ACTIVITY 1

	<b>LOOK &amp; SAY</b>	tomatoes	were	ugly	tasted	curry
	<b>SOUND OUT</b>	that	worm	then	word	
		this	work	them	worst	

	<b>READ</b>	<div data-bbox="539 880 1378 1688" data-label="Image">  </div> <p data-bbox="370 1783 1509 2078">           Wayde tasted the curry. He didn't think he would like the curry. He thought tomatoes were ugly. He tasted the curry. The curry was good!         </p>
--	-------------	--

## THURSDAY ACTIVITY 2



READ

Read the  and  words from Thursday Activity 1.



WRITE

Draw a picture of your favourite part of the Big Book story.

## FRIDAY ACTIVITY 1



READ

Read all the  and  words again.



READ

Read the story from Thursday Activity 1.

## FRIDAY ACTIVITY 2



READ

Read all the  and  words again.









WRITE






Write the sentences in your book. Fix the mistakes.

1. the curry was good
2. He thinked tomatoes was ugly.
3. curry He the tasted



#### MONDAY ACTIVITY 1



	<b>LOOK &amp; SAY</b>	tomatoes	were	ugly	tasted	curry
	<b>SOUND OUT</b>	wink	loud	link	spout	
		pink	out	sink	shout	
	<b>READ</b>	The curry burns my lips. I shout out loud when the curry burns my lips. My mom will laugh when I shout out loud.				
	<b>WRITE</b>	Write the  and  words in your dictionary.				

#### MONDAY ACTIVITY 2





	<b>READ</b>	Read the  and  words from Monday Activity 1.				
	<b>READ</b>	I tasted the fish. Mom told me it would taste good. It did not taste good! It was ugly! I did not like the fish!				
	<b>WRITE</b>	Draw a picture of the word: tomatoes				

#### TUESDAY ACTIVITY 1





	<b>LOOK &amp; SAY</b>	tomatoes	were	ugly	tasted	curry
	<b>SOUND OUT</b>	that	then	this	them	
		them	this	then	that	

	<b>READ</b>	This is my friend. My friend is fun! My friend likes to play with them. I do not like to play with them. They are not fun and they are ugly to me.
	<b>WRITE</b>	Draw a picture of the word: curry

## TUESDAY ACTIVITY 2







	<b>READ</b>	Read the  and  words from Tuesday Activity 1.
	<b>WRITE</b>	1. What is my friend? My friend is _____. 2. Why don't I like to play with them? They are _____ and they are _____ to me.

## WEDNESDAY ACTIVITY 1



	<b>LOOK &amp; SAY</b>	tomatoes	were	ugly	tasted	curry
	<b>SOUND OUT</b>	worm	word	work	worst	
		worst	work	word	worm	
	<b>READ</b>	My dad works hard. He works hard to buy us the things that we need and things that we want. My dad works hard so we can be happy.				
	<b>WRITE</b>	1. Who works hard? _____ works hard. 2. Why does my dad work hard? My dad works hard so we can be _____.				



## WEDNESDAY ACTIVITY 2

	<b>READ</b>	Read the  and  words from Wednesday Activity 1.
	<b>WRITE</b>	Write the  words and  words in your dictionary. Draw a picture of the word: worm

## THURSDAY ACTIVITY 1

	<b>LOOK &amp; SAY</b>	tomatoes	were	ugly	tasted	curry
	<b>SOUND OUT</b>	that	worm	then	word	
		this	work	them	worst	

	<b>READ</b>	<div data-bbox="539 880 1378 1686" data-label="Image"> </div> <p data-bbox="371 1783 1509 2078">           Wayde tasted the curry. He didn't think he would like the curry. He thought tomatoes were ugly. He tasted the curry. The curry was good!         </p>
--	-------------	--

## THURSDAY ACTIVITY 2



READ

Read the  and  words from Thursday Activity 1.



WRITE

Draw a picture of your favourite part of the Big Book story.

## FRIDAY ACTIVITY 1



READ

Read all the  and  words again.



READ

Read the story from Thursday Activity 1.

## FRIDAY ACTIVITY 2



READ

Read all the  and  words again.









WRITE






Write the sentences in your book. Fix the mistakes.

1. the curry was good
2. He thinked tomatoes was ugly.
3. curry He the tasted



#### MONDAY ACTIVITY 1



	<b>LOOK &amp; SAY</b>	tomatoes	were	ugly	tasted	curry
	<b>SOUND OUT</b>	wink	loud	link	spout	
		pink	out	sink	shout	
	<b>READ</b>	The curry burns my lips. I shout out loud when the curry burns my lips. My mom will laugh when I shout out loud.				
	<b>WRITE</b>	Write the  and  words in your dictionary.				

#### MONDAY ACTIVITY 2





	<b>READ</b>	Read the  and  words from Monday Activity 1.				
	<b>READ</b>	I tasted the fish. Mom told me it would taste good. It did not taste good! It was ugly! I did not like the fish!				
	<b>WRITE</b>	Draw a picture of the word: tomatoes				

#### TUESDAY ACTIVITY 1





	<b>LOOK &amp; SAY</b>	tomatoes	were	ugly	tasted	curry
	<b>SOUND OUT</b>	that	then	this	them	
		them	this	then	that	

	<b>READ</b>	This is my friend. My friend is fun! My friend likes to play with them. I do not like to play with them. They are not fun and they are ugly to me.
	<b>WRITE</b>	Draw a picture of the word: curry







## TUESDAY ACTIVITY 2

	<b>READ</b>	Read the  and  words from Tuesday Activity 1.
	<b>WRITE</b>	1. What is my friend? My friend is _____. 2. Why don't I like to play with them? They are _____ and they are _____ to me.



## WEDNESDAY ACTIVITY 1

	<b>LOOK &amp; SAY</b>	tomatoes	were	ugly	tasted	curry
	<b>SOUND OUT</b>	worm	word	work	worst	
		worst	work	word	worm	
	<b>READ</b>	My dad works hard. He works hard to buy us the things that we need and things that we want. My dad works hard so we can be happy.				
	<b>WRITE</b>	1. Who works hard? _____ works hard. 2. Why does my dad work hard? My dad works hard so we can be _____.				

## WEDNESDAY ACTIVITY 2

	<b>READ</b>	Read the  and  words from Wednesday Activity 1.
	<b>WRITE</b>	Write the  words and  words in your dictionary. Draw a picture of the word: worm

## THURSDAY ACTIVITY 1

	<b>LOOK &amp; SAY</b>	tomatoes	were	ugly	tasted	curry
	<b>SOUND OUT</b>	that	worm	then	word	
		this	work	them	worst	

	<b>READ</b>	<div data-bbox="539 878 1378 1688" data-label="Image">  </div> <p data-bbox="370 1778 1509 2078">           Wayde tasted the curry. He didn't think he would like the curry. He thought tomatoes were ugly. He tasted the curry. The curry was good!         </p>
--	-------------	--

## THURSDAY ACTIVITY 2



READ

Read the  and  words from Thursday Activity 1.



WRITE

Draw a picture of your favourite part of the Big Book story.

## FRIDAY ACTIVITY 1



READ

Read all the  and  words again.



READ

Read the story from Thursday Activity 1.

## FRIDAY ACTIVITY 2



READ

Read all the  and  words again.









WRITE






Write the sentences in your book. Fix the mistakes.

1. the curry was good
2. He thinked tomatoes was ugly.
3. curry He the tasted



#### MONDAY ACTIVITY 1



	<b>LOOK &amp; SAY</b>	tomatoes	were	ugly	tasted	curry
	<b>SOUND OUT</b>	wink	loud	link	spout	
		pink	out	sink	shout	
	<b>READ</b>	The curry burns my lips. I shout out loud when the curry burns my lips. My mom will laugh when I shout out loud.				
	<b>WRITE</b>	Write the  and  words in your dictionary.				

#### MONDAY ACTIVITY 2





	<b>READ</b>	Read the  and  words from Monday Activity 1.				
	<b>READ</b>	I tasted the fish. Mom told me it would taste good. It did not taste good! It was ugly! I did not like the fish!				
	<b>WRITE</b>	Draw a picture of the word: tomatoes				

#### TUESDAY ACTIVITY 1





	<b>LOOK &amp; SAY</b>	tomatoes	were	ugly	tasted	curry
	<b>SOUND OUT</b>	that	then	this	them	
		them	this	then	that	

	<b>READ</b>	This is my friend. My friend is fun! My friend likes to play with them. I do not like to play with them. They are not fun and they are ugly to me.
	<b>WRITE</b>	Draw a picture of the word: curry

## TUESDAY ACTIVITY 2







	<b>READ</b>	Read the  and  words from Tuesday Activity 1.
	<b>WRITE</b>	1. What is my friend? My friend is _____. 2. Why don't I like to play with them? They are _____ and they are _____ to me.

## WEDNESDAY ACTIVITY 1



	<b>LOOK &amp; SAY</b>	tomatoes	were	ugly	tasted	curry
	<b>SOUND OUT</b>	worm	word	work	worst	
		worst	work	word	worm	
	<b>READ</b>	My dad works hard. He works hard to buy us the things that we need and things that we want. My dad works hard so we can be happy.				
	<b>WRITE</b>	1. Who works hard? _____ works hard. 2. Why does my dad work hard? My dad works hard so we can be _____.				



## WEDNESDAY ACTIVITY 2

	<b>READ</b>	Read the  and  words from Wednesday Activity 1.
	<b>WRITE</b>	Write the  words and  words in your dictionary. Draw a picture of the word: worm

## THURSDAY ACTIVITY 1

	<b>LOOK &amp; SAY</b>	tomatoes	were	ugly	tasted	curry
	<b>SOUND OUT</b>	that	worm	then	word	
		this	work	them	worst	

	<b>READ</b>	<div data-bbox="539 880 1378 1686" data-label="Image"> </div> <p data-bbox="371 1783 1508 2078">           Wayde tasted the curry. He didn't think he would like the curry. He thought tomatoes were ugly. He tasted the curry. The curry was good!         </p>
--	-------------	--

## THURSDAY ACTIVITY 2



READ

Read the  and  words from Thursday Activity 1.



WRITE

Draw a picture of your favourite part of the Big Book story.

## FRIDAY ACTIVITY 1



READ

Read all the  and  words again.



READ

Read the story from Thursday Activity 1.

## FRIDAY ACTIVITY 2



READ

Read all the  and  words again.









WRITE






Write the sentences in your book. Fix the mistakes.

1. the curry was good
2. He thinked tomatoes was ugly.
3. curry He the tasted



#### MONDAY ACTIVITY 1



	<b>LOOK &amp; SAY</b>	tomatoes	were	ugly	tasted	curry
	<b>SOUND OUT</b>	wink	loud	link	spout	
		pink	out	sink	shout	
	<b>READ</b>	The curry burns my lips. I shout out loud when the curry burns my lips. My mom will laugh when I shout out loud.				
	<b>WRITE</b>	Write the  and  words in your dictionary.				

#### MONDAY ACTIVITY 2





	<b>READ</b>	Read the  and  words from Monday Activity 1.				
	<b>READ</b>	I tasted the fish. Mom told me it would taste good. It did not taste good! It was ugly! I did not like the fish!				
	<b>WRITE</b>	Draw a picture of the word: tomatoes				

#### TUESDAY ACTIVITY 1





	<b>LOOK &amp; SAY</b>	tomatoes	were	ugly	tasted	curry
	<b>SOUND OUT</b>	that	then	this	them	
		them	this	then	that	

	<b>READ</b>	This is my friend. My friend is fun! My friend likes to play with them. I do not like to play with them. They are not fun and they are ugly to me.
	<b>WRITE</b>	Draw a picture of the word: curry







## TUESDAY ACTIVITY 2

	<b>READ</b>	Read the  and  words from Tuesday Activity 1.
	<b>WRITE</b>	<p>1. What is my friend? My friend is _____.</p> <p>2. Why don't I like to play with them? They are _____ and they are _____ to me.</p>



## WEDNESDAY ACTIVITY 1

	<b>LOOK &amp; SAY</b>	tomatoes	were	ugly	tasted	curry
	<b>SOUND OUT</b>	worm	word	work	worst	
		worst	work	word		worm
	<b>READ</b>	My dad works hard. He works hard to buy us the things that we need and things that we want. My dad works hard so we can be happy.				
	<b>WRITE</b>	<p>1. Who works hard? _____ works hard.</p> <p>2. Why does my dad work hard? My dad works hard so we can be _____.</p>				

## WEDNESDAY ACTIVITY 2

	<b>READ</b>	Read the  and  words from Wednesday Activity 1.
	<b>WRITE</b>	Write the  words and  words in your dictionary. Draw a picture of the word: <b>worm</b>

## THURSDAY ACTIVITY 1

	<b>LOOK &amp; SAY</b>	tomatoes	were	ugly	tasted	curry
	<b>SOUND OUT</b>	that	worm	then	word	
		this	work	them	worst	

	<b>READ</b>	<div data-bbox="539 880 1378 1686" data-label="Image"> </div> <p data-bbox="371 1783 1509 2078">           Wayde tasted the curry. He didn't think he would like the curry. He thought tomatoes were ugly. He tasted the curry. The curry was good!         </p>
--	-------------	--

## THURSDAY ACTIVITY 2



READ

Read the  and  words from Thursday Activity 1.



WRITE

Draw a picture of your favourite part of the Big Book story.

## FRIDAY ACTIVITY 1



READ

Read all the  and  words again.



READ

Read the story from Thursday Activity 1.

## FRIDAY ACTIVITY 2



READ

Read all the  and  words again.









WRITE






Write the sentences in your book. Fix the mistakes.

1. the curry was good
2. He thinked tomatoes was ugly.
3. curry He the tasted



#### MONDAY ACTIVITY 1



	<b>LOOK &amp; SAY</b>	tomatoes	were	ugly	tasted	curry
	<b>SOUND OUT</b>	wink	loud	link	spout	
		pink	out	sink	shout	
	<b>READ</b>	The curry burns my lips. I shout out loud when the curry burns my lips. My mom will laugh when I shout out loud.				
	<b>WRITE</b>	Write the  and  words in your dictionary.				

#### MONDAY ACTIVITY 2





	<b>READ</b>	Read the  and  words from Monday Activity 1.				
	<b>READ</b>	I tasted the fish. Mom told me it would taste good. It did not taste good! It was ugly! I did not like the fish!				
	<b>WRITE</b>	Draw a picture of the word: tomatoes				

#### TUESDAY ACTIVITY 1





	<b>LOOK &amp; SAY</b>	tomatoes	were	ugly	tasted	curry
	<b>SOUND OUT</b>	that	then	this	them	
		them	this	then	that	

	<b>READ</b>	This is my friend. My friend is fun! My friend likes to play with them. I do not like to play with them. They are not fun and they are ugly to me.
	<b>WRITE</b>	Draw a picture of the word: curry

## TUESDAY ACTIVITY 2







	<b>READ</b>	Read the  and  words from Tuesday Activity 1.
	<b>WRITE</b>	1. What is my friend? My friend is _____. 2. Why don't I like to play with them? They are _____ and they are _____ to me.

## WEDNESDAY ACTIVITY 1



	<b>LOOK &amp; SAY</b>	tomatoes	were	ugly	tasted	curry
	<b>SOUND OUT</b>	worm	word	work	worst	
		worst	work	word	worm	
	<b>READ</b>	My dad works hard. He works hard to buy us the things that we need and things that we want. My dad works hard so we can be happy.				
	<b>WRITE</b>	1. Who works hard? _____ works hard. 2. Why does my dad work hard? My dad works hard so we can be _____.				



## WEDNESDAY ACTIVITY 2

	<b>READ</b>	Read the  and  words from Wednesday Activity 1.
	<b>WRITE</b>	Write the  words and  words in your dictionary. Draw a picture of the word: worm

## THURSDAY ACTIVITY 1

	<b>LOOK &amp; SAY</b>	tomatoes	were	ugly	tasted	curry
	<b>SOUND OUT</b>	that	worm	then	word	
		this	work	them	worst	

	<b>READ</b>	<div data-bbox="539 880 1378 1688" data-label="Image"> </div> <p data-bbox="370 1780 1508 2078">           Wayde tasted the curry. He didn't think he would like the curry. He thought tomatoes were ugly. He tasted the curry. The curry was good!         </p>
--	-------------	--

## THURSDAY ACTIVITY 2



READ

Read the  and  words from Thursday Activity 1.



WRITE

Draw a picture of your favourite part of the Big Book story.

## FRIDAY ACTIVITY 1



READ

Read all the  and  words again.



READ

Read the story from Thursday Activity 1.

## FRIDAY ACTIVITY 2



READ

Read all the  and  words again.









WRITE






Write the sentences in your book. Fix the mistakes.

1. the curry was good
2. He thinked tomatoes was ugly.
3. curry He the tasted



#### MONDAY ACTIVITY 1



	<b>LOOK &amp; SAY</b>	tomatoes	were	ugly	tasted	curry
	<b>SOUND OUT</b>	wink	loud	link	spout	
		pink	out	sink	shout	
	<b>READ</b>	The curry burns my lips. I shout out loud when the curry burns my lips. My mom will laugh when I shout out loud.				
	<b>WRITE</b>	Write the  and  words in your dictionary.				

#### MONDAY ACTIVITY 2





	<b>READ</b>	Read the  and  words from Monday Activity 1.				
	<b>READ</b>	I tasted the fish. Mom told me it would taste good. It did not taste good! It was ugly! I did not like the fish!				
	<b>WRITE</b>	Draw a picture of the word: tomatoes				

#### TUESDAY ACTIVITY 1





	<b>LOOK &amp; SAY</b>	tomatoes	were	ugly	tasted	curry
	<b>SOUND OUT</b>	that	then	this	them	
		them	this	then	that	

	<b>READ</b>	This is my friend. My friend is fun! My friend likes to play with them. I do not like to play with them. They are not fun and they are ugly to me.
	<b>WRITE</b>	Draw a picture of the word: curry







## TUESDAY ACTIVITY 2

	<b>READ</b>	Read the  and  words from Tuesday Activity 1.
	<b>WRITE</b>	1. What is my friend? My friend is _____. 2. Why don't I like to play with them? They are _____ and they are _____ to me.



## WEDNESDAY ACTIVITY 1

	<b>LOOK &amp; SAY</b>	tomatoes	were	ugly	tasted	curry
	<b>SOUND OUT</b>	worm	word	work	worst	
		worst	work	word	worm	
	<b>READ</b>	My dad works hard. He works hard to buy us the things that we need and things that we want. My dad works hard so we can be happy.				
	<b>WRITE</b>	1. Who works hard? _____ works hard. 2. Why does my dad work hard? My dad works hard so we can be _____.				

## WEDNESDAY ACTIVITY 2

	<b>READ</b>	Read the  and  words from Wednesday Activity 1.
	<b>WRITE</b>	Write the  words and  words in your dictionary. Draw a picture of the word: worm

## THURSDAY ACTIVITY 1

	<b>LOOK &amp; SAY</b>	tomatoes	were	ugly	tasted	curry
	<b>SOUND OUT</b>	that	worm	then	word	
this	work	them	worst			

	<b>READ</b>	<div data-bbox="539 880 1378 1686" data-label="Image"> </div> <p data-bbox="371 1783 1509 2078">           Wayde tasted the curry. He didn't think he would like the curry. He thought tomatoes were ugly. He tasted the curry. The curry was good!         </p>
--	-------------	--

## THURSDAY ACTIVITY 2



READ

Read the  and  words from Thursday Activity 1.



WRITE

Draw a picture of your favourite part of the Big Book story.

## FRIDAY ACTIVITY 1



READ

Read all the  and  words again.



READ

Read the story from Thursday Activity 1.

## FRIDAY ACTIVITY 2



READ

Read all the  and  words again.









WRITE






Write the sentences in your book. Fix the mistakes.

1. the curry was good
2. He thinked tomatoes was ugly.
3. curry He the tasted



#### MONDAY ACTIVITY 1



	<b>LOOK &amp; SAY</b>	tomatoes	were	ugly	tasted	curry
	<b>SOUND OUT</b>	wink	loud	link	spout	
		pink	out	sink	shout	
	<b>READ</b>	The curry burns my lips. I shout out loud when the curry burns my lips. My mom will laugh when I shout out loud.				
	<b>WRITE</b>	Write the  and  words in your dictionary.				

#### MONDAY ACTIVITY 2





	<b>READ</b>	Read the  and  words from Monday Activity 1.				
	<b>READ</b>	I tasted the fish. Mom told me it would taste good. It did not taste good! It was ugly! I did not like the fish!				
	<b>WRITE</b>	Draw a picture of the word: tomatoes				

#### TUESDAY ACTIVITY 1





	<b>LOOK &amp; SAY</b>	tomatoes	were	ugly	tasted	curry
	<b>SOUND OUT</b>	that	then	this	them	
		them	this	then	that	

	<b>READ</b>	This is my friend. My friend is fun! My friend likes to play with them. I do not like to play with them. They are not fun and they are ugly to me.
	<b>WRITE</b>	Draw a picture of the word: curry

## TUESDAY ACTIVITY 2







	<b>READ</b>	Read the  and  words from Tuesday Activity 1.
	<b>WRITE</b>	1. What is my friend? My friend is _____. 2. Why don't I like to play with them? They are _____ and they are _____ to me.

## WEDNESDAY ACTIVITY 1



	<b>LOOK &amp; SAY</b>	tomatoes	were	ugly	tasted	curry
	<b>SOUND OUT</b>	worm	word	work	worst	
		worst	work	word	worm	
	<b>READ</b>	My dad works hard. He works hard to buy us the things that we need and things that we want. My dad works hard so we can be happy.				
	<b>WRITE</b>	1. Who works hard? _____ works hard. 2. Why does my dad work hard? My dad works hard so we can be _____.				



## WEDNESDAY ACTIVITY 2





	<b>READ</b>	Read the  and  words from Wednesday Activity 1.
	<b>WRITE</b>	Write the  words and  words in your dictionary. Draw a picture of the word: worm

## THURSDAY ACTIVITY 1

	<b>LOOK &amp; SAY</b>	tomatoes	were	ugly	tasted	curry
	<b>SOUND OUT</b>	that	worm	then	word	
		this	work	them	worst	

	<b>READ</b>	<div data-bbox="539 880 1378 1686" data-label="Image">  </div> <p data-bbox="371 1783 1509 2078">           Wayde tasted the curry. He didn't think he would like the curry. He thought tomatoes were ugly. He tasted the curry. The curry was good!         </p>
--	-------------	--





## THURSDAY ACTIVITY 2

	<b>READ</b>	Read the  and  words from Thursday Activity 1.
	<b>WRITE</b>	Draw a picture of your favourite part of the Big Book story.







## FRIDAY ACTIVITY 1

	<b>READ</b>	Read all the  and  words again.
	<b>READ</b>	Read the story from Thursday Activity 1.






## FRIDAY ACTIVITY 2

	<b>READ</b>	Read all the  and  words again.
	<b>WRITE</b>	Write the sentences in your book. Fix the mistakes. 1. the curry was good 2. He thinked tomatoes was ugly. 3. curry He the tasted



#### MONDAY ACTIVITY 1



	<b>LOOK &amp; SAY</b>	tomatoes	were	ugly	tasted	curry
	<b>SOUND OUT</b>	wink	loud	link	spout	
		pink	out	sink	shout	
	<b>READ</b>	The curry burns my lips. I shout out loud when the curry burns my lips. My mom will laugh when I shout out loud.				
	<b>WRITE</b>	Write the  and  words in your dictionary.				

#### MONDAY ACTIVITY 2





	<b>READ</b>	Read the  and  words from Monday Activity 1.				
	<b>READ</b>	I tasted the fish. Mom told me it would taste good. It did not taste good! It was ugly! I did not like the fish!				
	<b>WRITE</b>	Draw a picture of the word: tomatoes				

#### TUESDAY ACTIVITY 1





	<b>LOOK &amp; SAY</b>	tomatoes	were	ugly	tasted	curry
	<b>SOUND OUT</b>	that	then	this	them	
		them	this	then	that	

	<b>READ</b>	This is my friend. My friend is fun! My friend likes to play with them. I do not like to play with them. They are not fun and they are ugly to me.
	<b>WRITE</b>	Draw a picture of the word: curry







## TUESDAY ACTIVITY 2

	<b>READ</b>	Read the  and  words from Tuesday Activity 1.
	<b>WRITE</b>	1. What is my friend? My friend is _____. 2. Why don't I like to play with them? They are _____ and they are _____ to me.



## WEDNESDAY ACTIVITY 1

	<b>LOOK &amp; SAY</b>	tomatoes	were	ugly	tasted	curry
	<b>SOUND OUT</b>	worm	word	work	worst	
		worst	work	word	worm	
	<b>READ</b>	My dad works hard. He works hard to buy us the things that we need and things that we want. My dad works hard so we can be happy.				
	<b>WRITE</b>	1. Who works hard? _____ works hard. 2. Why does my dad work hard? My dad works hard so we can be _____.				

## WEDNESDAY ACTIVITY 2

	<b>READ</b>	Read the  and  words from Wednesday Activity 1.
	<b>WRITE</b>	Write the  words and  words in your dictionary. Draw a picture of the word: worm

## THURSDAY ACTIVITY 1

	<b>LOOK &amp; SAY</b>	tomatoes	were	ugly	tasted	curry
	<b>SOUND OUT</b>	that	worm	then	word	
this	work	them	worst			

	<b>READ</b>	<div data-bbox="539 880 1378 1686" data-label="Image"> </div> <p data-bbox="371 1783 1509 2078">           Wayde tasted the curry. He didn't think he would like the curry. He thought tomatoes were ugly. He tasted the curry. The curry was good!         </p>
--	-------------	--

## THURSDAY ACTIVITY 2



READ

Read the  and  words from Thursday Activity 1.



WRITE

Draw a picture of your favourite part of the Big Book story.

## FRIDAY ACTIVITY 1



READ

Read all the  and  words again.



READ

Read the story from Thursday Activity 1.

## FRIDAY ACTIVITY 2



READ

Read all the  and  words again.









WRITE






Write the sentences in your book. Fix the mistakes.

1. the curry was good
2. He thinked tomatoes was ugly.
3. curry He the tasted



#### MONDAY ACTIVITY 1



	<b>LOOK &amp; SAY</b>	tomatoes	were	ugly	tasted	curry
	<b>SOUND OUT</b>	wink	loud	link	spout	
		pink	out	sink	shout	
	<b>READ</b>	The curry burns my lips. I shout out loud when the curry burns my lips. My mom will laugh when I shout out loud.				
	<b>WRITE</b>	Write the  and  words in your dictionary.				

#### MONDAY ACTIVITY 2





	<b>READ</b>	Read the  and  words from Monday Activity 1.				
	<b>READ</b>	I tasted the fish. Mom told me it would taste good. It did not taste good! It was ugly! I did not like the fish!				
	<b>WRITE</b>	Draw a picture of the word: tomatoes				

#### TUESDAY ACTIVITY 1





	<b>LOOK &amp; SAY</b>	tomatoes	were	ugly	tasted	curry
	<b>SOUND OUT</b>	that	then	this	them	
		them	this	then	that	

	<b>READ</b>	This is my friend. My friend is fun! My friend likes to play with them. I do not like to play with them. They are not fun and they are ugly to me.
	<b>WRITE</b>	Draw a picture of the word: curry

## TUESDAY ACTIVITY 2







	<b>READ</b>	Read the  and  words from Tuesday Activity 1.
	<b>WRITE</b>	1. What is my friend? My friend is _____. 2. Why don't I like to play with them? They are _____ and they are _____ to me.

## WEDNESDAY ACTIVITY 1



	<b>LOOK &amp; SAY</b>	tomatoes	were	ugly	tasted	curry
	<b>SOUND OUT</b>	worm	word	work	worst	
		worst	work	word	worm	
	<b>READ</b>	My dad works hard. He works hard to buy us the things that we need and things that we want. My dad works hard so we can be happy.				
	<b>WRITE</b>	1. Who works hard? _____ works hard. 2. Why does my dad work hard? My dad works hard so we can be _____.				



## WEDNESDAY ACTIVITY 2

	<b>READ</b>	Read the  and  words from Wednesday Activity 1.
	<b>WRITE</b>	Write the  words and  words in your dictionary. Draw a picture of the word: worm

## THURSDAY ACTIVITY 1

	<b>LOOK &amp; SAY</b>	tomatoes	were	ugly	tasted	curry
	<b>SOUND OUT</b>	that	worm	then	word	
		this	work	them	worst	

	<b>READ</b>	<div data-bbox="539 880 1378 1688" data-label="Image"> </div> <p data-bbox="370 1780 1508 2078">           Wayde tasted the curry. He didn't think he would like the curry. He thought tomatoes were ugly. He tasted the curry. The curry was good!         </p>
--	-------------	--

## THURSDAY ACTIVITY 2



READ

Read the  and  words from Thursday Activity 1.



WRITE

Draw a picture of your favourite part of the Big Book story.

## FRIDAY ACTIVITY 1



READ

Read all the  and  words again.



READ

Read the story from Thursday Activity 1.

## FRIDAY ACTIVITY 2



READ

Read all the  and  words again.









WRITE






Write the sentences in your book. Fix the mistakes.

1. the curry was good
2. He thinked tomatoes was ugly.
3. curry He the tasted



#### MONDAY ACTIVITY 1



	<b>LOOK &amp; SAY</b>	tomatoes	were	ugly	tasted	curry
	<b>SOUND OUT</b>	wink	loud	link	spout	
		pink	out	sink	shout	
	<b>READ</b>	The curry burns my lips. I shout out loud when the curry burns my lips. My mom will laugh when I shout out loud.				
	<b>WRITE</b>	Write the  and  words in your dictionary.				

#### MONDAY ACTIVITY 2





	<b>READ</b>	Read the  and  words from Monday Activity 1.				
	<b>READ</b>	I tasted the fish. Mom told me it would taste good. It did not taste good! It was ugly! I did not like the fish!				
	<b>WRITE</b>	Draw a picture of the word: tomatoes				

#### TUESDAY ACTIVITY 1





	<b>LOOK &amp; SAY</b>	tomatoes	were	ugly	tasted	curry
	<b>SOUND OUT</b>	that	then	this	them	
		them	this	then	that	

	<b>READ</b>	This is my friend. My friend is fun! My friend likes to play with them. I do not like to play with them. They are not fun and they are ugly to me.
	<b>WRITE</b>	Draw a picture of the word: curry







## TUESDAY ACTIVITY 2

	<b>READ</b>	Read the  and  words from Tuesday Activity 1.
	<b>WRITE</b>	1. What is my friend? My friend is _____. 2. Why don't I like to play with them? They are _____ and they are _____ to me.



## WEDNESDAY ACTIVITY 1

	<b>LOOK &amp; SAY</b>	tomatoes	were	ugly	tasted	curry
	<b>SOUND OUT</b>	worm	word	work	worst	
		worst	work	word	worm	
	<b>READ</b>	My dad works hard. He works hard to buy us the things that we need and things that we want. My dad works hard so we can be happy.				
	<b>WRITE</b>	1. Who works hard? _____ works hard. 2. Why does my dad work hard? My dad works hard so we can be _____.				

## WEDNESDAY ACTIVITY 2

	<b>READ</b>	Read the  and  words from Wednesday Activity 1.
	<b>WRITE</b>	Write the  words and  words in your dictionary. Draw a picture of the word: worm

## THURSDAY ACTIVITY 1

	<b>LOOK &amp; SAY</b>	tomatoes	were	ugly	tasted	curry
	<b>SOUND OUT</b>	that	worm	then	word	
		this	work	them	worst	

	<b>READ</b>	<div data-bbox="539 878 1378 1688" data-label="Image">  </div> <p data-bbox="370 1778 1509 2078">           Wayde tasted the curry. He didn't think he would like the curry. He thought tomatoes were ugly. He tasted the curry. The curry was good!         </p>
--	-------------	--

## THURSDAY ACTIVITY 2



READ

Read the  and  words from Thursday Activity 1.



WRITE

Draw a picture of your favourite part of the Big Book story.

## FRIDAY ACTIVITY 1



READ

Read all the  and  words again.



READ

Read the story from Thursday Activity 1.

## FRIDAY ACTIVITY 2



READ

Read all the  and  words again.









WRITE






Write the sentences in your book. Fix the mistakes.

1. the curry was good
2. He thinked tomatoes was ugly.
3. curry He the tasted



#### MONDAY ACTIVITY 1



	<b>LOOK &amp; SAY</b>	tomatoes	were	ugly	tasted	curry
	<b>SOUND OUT</b>	wink	loud	link	spout	
		pink	out	sink	shout	
	<b>READ</b>	The curry burns my lips. I shout out loud when the curry burns my lips. My mom will laugh when I shout out loud.				
	<b>WRITE</b>	Write the  and  words in your dictionary.				

#### MONDAY ACTIVITY 2





	<b>READ</b>	Read the  and  words from Monday Activity 1.				
	<b>READ</b>	I tasted the fish. Mom told me it would taste good. It did not taste good! It was ugly! I did not like the fish!				
	<b>WRITE</b>	Draw a picture of the word: tomatoes				

#### TUESDAY ACTIVITY 1





	<b>LOOK &amp; SAY</b>	tomatoes	were	ugly	tasted	curry
	<b>SOUND OUT</b>	that	then	this	them	
		them	this	then	that	

	<b>READ</b>	This is my friend. My friend is fun! My friend likes to play with them. I do not like to play with them. They are not fun and they are ugly to me.
	<b>WRITE</b>	Draw a picture of the word: curry

## TUESDAY ACTIVITY 2







	<b>READ</b>	Read the  and  words from Tuesday Activity 1.
	<b>WRITE</b>	1. What is my friend? My friend is _____. 2. Why don't I like to play with them? They are _____ and they are _____ to me.

## WEDNESDAY ACTIVITY 1



	<b>LOOK &amp; SAY</b>	tomatoes	were	ugly	tasted	curry
	<b>SOUND OUT</b>	worm	word	work	worst	
		worst	work	word	worm	
	<b>READ</b>	My dad works hard. He works hard to buy us the things that we need and things that we want. My dad works hard so we can be happy.				
	<b>WRITE</b>	1. Who works hard? _____ works hard. 2. Why does my dad work hard? My dad works hard so we can be _____.				



## WEDNESDAY ACTIVITY 2





	<b>READ</b>	Read the  and  words from Wednesday Activity 1.
	<b>WRITE</b>	Write the  words and  words in your dictionary. Draw a picture of the word: worm

## THURSDAY ACTIVITY 1

	<b>LOOK &amp; SAY</b>	tomatoes	were	ugly	tasted	curry
	<b>SOUND OUT</b>	that	worm	then	word	
		this	work	them	worst	

	<b>READ</b>	<div data-bbox="539 880 1378 1686" data-label="Image">  </div> <p data-bbox="371 1783 1509 2078">           Wayde tasted the curry. He didn't think he would like the curry. He thought tomatoes were ugly. He tasted the curry. The curry was good!         </p>
--	-------------	--





## THURSDAY ACTIVITY 2

	<b>READ</b>	Read the  and  words from Thursday Activity 1.
	<b>WRITE</b>	Draw a picture of your favourite part of the Big Book story.







## FRIDAY ACTIVITY 1

	<b>READ</b>	Read all the  and  words again.
	<b>READ</b>	Read the story from Thursday Activity 1.






## FRIDAY ACTIVITY 2

	<b>READ</b>	Read all the  and  words again.
	<b>WRITE</b>	Write the sentences in your book. Fix the mistakes. 1. the curry was good 2. He thinked tomatoes was ugly. 3. curry He the tasted



#### MONDAY ACTIVITY 1



	<b>LOOK &amp; SAY</b>	tomatoes	were	ugly	tasted	curry
	<b>SOUND OUT</b>	wink	loud	link	spout	
		pink	out	sink	shout	
	<b>READ</b>	The curry burns my lips. I shout out loud when the curry burns my lips. My mom will laugh when I shout out loud.				
	<b>WRITE</b>	Write the  and  words in your dictionary.				

#### MONDAY ACTIVITY 2





	<b>READ</b>	Read the  and  words from Monday Activity 1.				
	<b>READ</b>	I tasted the fish. Mom told me it would taste good. It did not taste good! It was ugly! I did not like the fish!				
	<b>WRITE</b>	Draw a picture of the word: tomatoes				

#### TUESDAY ACTIVITY 1





	<b>LOOK &amp; SAY</b>	tomatoes	were	ugly	tasted	curry
	<b>SOUND OUT</b>	that	then	this	them	
		them	this	then	that	

	<b>READ</b>	This is my friend. My friend is fun! My friend likes to play with them. I do not like to play with them. They are not fun and they are ugly to me.
	<b>WRITE</b>	Draw a picture of the word: curry







## TUESDAY ACTIVITY 2

	<b>READ</b>	Read the  and  words from Tuesday Activity 1.
	<b>WRITE</b>	1. What is my friend? My friend is _____. 2. Why don't I like to play with them? They are _____ and they are _____ to me.



## WEDNESDAY ACTIVITY 1

	<b>LOOK &amp; SAY</b>	tomatoes	were	ugly	tasted	curry
	<b>SOUND OUT</b>	worm	word	work	worst	
		worst	work	word	worm	
	<b>READ</b>	My dad works hard. He works hard to buy us the things that we need and things that we want. My dad works hard so we can be happy.				
	<b>WRITE</b>	1. Who works hard? _____ works hard. 2. Why does my dad work hard? My dad works hard so we can be _____.				

## WEDNESDAY ACTIVITY 2





	<b>READ</b>	Read the  and  words from Wednesday Activity 1.
	<b>WRITE</b>	Write the  words and  words in your dictionary. Draw a picture of the word: worm

## THURSDAY ACTIVITY 1





	<b>LOOK &amp; SAY</b>	tomatoes	were	ugly	tasted	curry
	<b>SOUND OUT</b>	that	worm	then	word	
		this	work	them	worst	

	<b>READ</b>	<div data-bbox="539 880 1378 1686" data-label="Image"> </div> <p data-bbox="371 1783 1509 2078">           Wayde tasted the curry. He didn't think he would like the curry. He thought tomatoes were ugly. He tasted the curry. The curry was good!         </p>
--	-------------	--





## THURSDAY ACTIVITY 2

	<b>READ</b>	Read the  and  words from Thursday Activity 1.
	<b>WRITE</b>	Draw a picture of your favourite part of the Big Book story.







## FRIDAY ACTIVITY 1

	<b>READ</b>	Read all the  and  words again.
	<b>READ</b>	Read the story from Thursday Activity 1.






## FRIDAY ACTIVITY 2

	<b>READ</b>	Read all the  and  words again.
	<b>WRITE</b>	Write the sentences in your book. Fix the mistakes. 1. the curry was good 2. He thinked tomatoes was ugly. 3. curry He the tasted



#### MONDAY ACTIVITY 1



	<b>LOOK &amp; SAY</b>	tomatoes	were	ugly	tasted	curry
	<b>SOUND OUT</b>	wink	loud	link	spout	
		pink	out	sink	shout	
	<b>READ</b>	The curry burns my lips. I shout out loud when the curry burns my lips. My mom will laugh when I shout out loud.				
	<b>WRITE</b>	Write the  and  words in your dictionary.				

#### MONDAY ACTIVITY 2





	<b>READ</b>	Read the  and  words from Monday Activity 1.				
	<b>READ</b>	I tasted the fish. Mom told me it would taste good. It did not taste good! It was ugly! I did not like the fish!				
	<b>WRITE</b>	Draw a picture of the word: tomatoes				

#### TUESDAY ACTIVITY 1





	<b>LOOK &amp; SAY</b>	tomatoes	were	ugly	tasted	curry
	<b>SOUND OUT</b>	that	then	this	them	
		them	this	then	that	

	<b>READ</b>	This is my friend. My friend is fun! My friend likes to play with them. I do not like to play with them. They are not fun and they are ugly to me.
	<b>WRITE</b>	Draw a picture of the word: curry

## TUESDAY ACTIVITY 2







	<b>READ</b>	Read the  and  words from Tuesday Activity 1.
	<b>WRITE</b>	1. What is my friend? My friend is _____. 2. Why don't I like to play with them? They are _____ and they are _____ to me.

## WEDNESDAY ACTIVITY 1



	<b>LOOK &amp; SAY</b>	tomatoes	were	ugly	tasted	curry
	<b>SOUND OUT</b>	worm	word	work	worst	
		worst	work	word	worm	
	<b>READ</b>	My dad works hard. He works hard to buy us the things that we need and things that we want. My dad works hard so we can be happy.				
	<b>WRITE</b>	1. Who works hard? _____ works hard. 2. Why does my dad work hard? My dad works hard so we can be _____.				



## WEDNESDAY ACTIVITY 2





	<b>READ</b>	Read the  and  words from Wednesday Activity 1.
	<b>WRITE</b>	Write the  words and  words in your dictionary. Draw a picture of the word: worm

## THURSDAY ACTIVITY 1

	<b>LOOK &amp; SAY</b>	tomatoes	were	ugly	tasted	curry
	<b>SOUND OUT</b>	that	worm	then	word	
		this	work	them	worst	

	<b>READ</b>	<div data-bbox="539 880 1378 1688" data-label="Image">  </div> <p data-bbox="370 1780 1508 2078">             Wayde tasted the curry. He didn't think he would like the curry. He thought tomatoes were ugly. He tasted the curry. The curry was good!           </p>
--	-------------	--





## THURSDAY ACTIVITY 2

	<b>READ</b>	Read the  and  words from Thursday Activity 1.
	<b>WRITE</b>	Draw a picture of your favourite part of the Big Book story.







## FRIDAY ACTIVITY 1

	<b>READ</b>	Read all the  and  words again.
	<b>READ</b>	Read the story from Thursday Activity 1.






## FRIDAY ACTIVITY 2

	<b>READ</b>	Read all the  and  words again.
	<b>WRITE</b>	Write the sentences in your book. Fix the mistakes. 1. the curry was good 2. He thinked tomatoes was ugly. 3. curry He the tasted



#### MONDAY ACTIVITY 1



	<b>LOOK &amp; SAY</b>	tomatoes	were	ugly	tasted	curry
	<b>SOUND OUT</b>	wink	loud	link	spout	
		pink	out	sink	shout	
	<b>READ</b>	The curry burns my lips. I shout out loud when the curry burns my lips. My mom will laugh when I shout out loud.				
	<b>WRITE</b>	Write the  and  words in your dictionary.				

#### MONDAY ACTIVITY 2





	<b>READ</b>	Read the  and  words from Monday Activity 1.				
	<b>READ</b>	I tasted the fish. Mom told me it would taste good. It did not taste good! It was ugly! I did not like the fish!				
	<b>WRITE</b>	Draw a picture of the word: tomatoes				

#### TUESDAY ACTIVITY 1





	<b>LOOK &amp; SAY</b>	tomatoes	were	ugly	tasted	curry
	<b>SOUND OUT</b>	that	then	this	them	
		them	this	then	that	

	<b>READ</b>	This is my friend. My friend is fun! My friend likes to play with them. I do not like to play with them. They are not fun and they are ugly to me.
	<b>WRITE</b>	Draw a picture of the word: curry







## TUESDAY ACTIVITY 2

	<b>READ</b>	Read the  and  words from Tuesday Activity 1.
	<b>WRITE</b>	1. What is my friend? My friend is _____. 2. Why don't I like to play with them? They are _____ and they are _____ to me.



## WEDNESDAY ACTIVITY 1

	<b>LOOK &amp; SAY</b>	tomatoes	were	ugly	tasted	curry
	<b>SOUND OUT</b>	worm	word	work	worst	
		worst	work	word	worm	
	<b>READ</b>	My dad works hard. He works hard to buy us the things that we need and things that we want. My dad works hard so we can be happy.				
	<b>WRITE</b>	1. Who works hard? _____ works hard. 2. Why does my dad work hard? My dad works hard so we can be _____.				

## WEDNESDAY ACTIVITY 2

	<b>READ</b>	Read the  and  words from Wednesday Activity 1.
	<b>WRITE</b>	Write the  words and  words in your dictionary. Draw a picture of the word: worm

## THURSDAY ACTIVITY 1

	<b>LOOK &amp; SAY</b>	tomatoes	were	ugly	tasted	curry
	<b>SOUND OUT</b>	that	worm	then	word	
		this	work	them	worst	

	<b>READ</b>	<div data-bbox="539 880 1380 1686" data-label="Image"> </div> <p data-bbox="371 1783 1508 2078">             Wayde tasted the curry. He didn't think he would like the curry. He thought tomatoes were ugly. He tasted the curry. The curry was good!           </p>
--	-------------	--

## THURSDAY ACTIVITY 2



READ

Read the  and  words from Thursday Activity 1.



WRITE

Draw a picture of your favourite part of the Big Book story.

## FRIDAY ACTIVITY 1



READ

Read all the  and  words again.



READ

Read the story from Thursday Activity 1.

## FRIDAY ACTIVITY 2



READ

Read all the  and  words again.









WRITE






Write the sentences in your book. Fix the mistakes.

1. the curry was good
2. He thinked tomatoes was ugly.
3. curry He the tasted



#### MONDAY ACTIVITY 1



	<b>LOOK &amp; SAY</b>	tomatoes	were	ugly	tasted	curry
	<b>SOUND OUT</b>	wink	loud	link	spout	
		pink	out	sink	shout	
	<b>READ</b>	The curry burns my lips. I shout out loud when the curry burns my lips. My mom will laugh when I shout out loud.				
	<b>WRITE</b>	Write the  and  words in your dictionary.				

#### MONDAY ACTIVITY 2





	<b>READ</b>	Read the  and  words from Monday Activity 1.				
	<b>READ</b>	I tasted the fish. Mom told me it would taste good. It did not taste good! It was ugly! I did not like the fish!				
	<b>WRITE</b>	Draw a picture of the word: tomatoes				

#### TUESDAY ACTIVITY 1





	<b>LOOK &amp; SAY</b>	tomatoes	were	ugly	tasted	curry
	<b>SOUND OUT</b>	that	then	this	them	
		them	this	then	that	

	<b>READ</b>	This is my friend. My friend is fun! My friend likes to play with them. I do not like to play with them. They are not fun and they are ugly to me.
	<b>WRITE</b>	Draw a picture of the word: curry

## TUESDAY ACTIVITY 2







	<b>READ</b>	Read the  and  words from Tuesday Activity 1.
	<b>WRITE</b>	1. What is my friend? My friend is _____. 2. Why don't I like to play with them? They are _____ and they are _____ to me.

## WEDNESDAY ACTIVITY 1



	<b>LOOK &amp; SAY</b>	tomatoes	were	ugly	tasted	curry
	<b>SOUND OUT</b>	worm	word	work	worst	
		worst	work	word	worm	
	<b>READ</b>	My dad works hard. He works hard to buy us the things that we need and things that we want. My dad works hard so we can be happy.				
	<b>WRITE</b>	1. Who works hard? _____ works hard. 2. Why does my dad work hard? My dad works hard so we can be _____.				



## WEDNESDAY ACTIVITY 2





	<b>READ</b>	Read the  and  words from Wednesday Activity 1.
	<b>WRITE</b>	Write the  words and  words in your dictionary. Draw a picture of the word: <b>worm</b>

## THURSDAY ACTIVITY 1

	<b>LOOK &amp; SAY</b>	tomatoes	were	ugly	tasted	curry
	<b>SOUND OUT</b>	that	worm	then	word	
		this	work	them	worst	

	<b>READ</b>	<div data-bbox="539 880 1380 1686" data-label="Image"> </div> <p data-bbox="371 1780 1508 2078">             Wayde tasted the curry. He didn't think he would like the curry. He thought tomatoes were ugly. He tasted the curry. The curry was good!           </p>
--	-------------	--





## THURSDAY ACTIVITY 2

	<b>READ</b>	Read the  and  words from Thursday Activity 1.
	<b>WRITE</b>	Draw a picture of your favourite part of the Big Book story.







## FRIDAY ACTIVITY 1

	<b>READ</b>	Read all the  and  words again.
	<b>READ</b>	Read the story from Thursday Activity 1.






## FRIDAY ACTIVITY 2

	<b>READ</b>	Read all the  and  words again.
	<b>WRITE</b>	Write the sentences in your book. Fix the mistakes. 1. the curry was good 2. He thinked tomatoes was ugly. 3. curry He the tasted



#### MONDAY ACTIVITY 1



	<b>LOOK &amp; SAY</b>	tomatoes	were	ugly	tasted	curry
	<b>SOUND OUT</b>	wink	loud	link	spout	
		pink	out	sink	shout	
	<b>READ</b>	The curry burns my lips. I shout out loud when the curry burns my lips. My mom will laugh when I shout out loud.				
	<b>WRITE</b>	Write the  and  words in your dictionary.				

#### MONDAY ACTIVITY 2





	<b>READ</b>	Read the  and  words from Monday Activity 1.				
	<b>READ</b>	I tasted the fish. Mom told me it would taste good. It did not taste good! It was ugly! I did not like the fish!				
	<b>WRITE</b>	Draw a picture of the word: tomatoes				

#### TUESDAY ACTIVITY 1





	<b>LOOK &amp; SAY</b>	tomatoes	were	ugly	tasted	curry
	<b>SOUND OUT</b>	that	then	this	them	
		them	this	then	that	

	<b>READ</b>	This is my friend. My friend is fun! My friend likes to play with them. I do not like to play with them. They are not fun and they are ugly to me.
	<b>WRITE</b>	Draw a picture of the word: curry







## TUESDAY ACTIVITY 2

	<b>READ</b>	Read the  and  words from Tuesday Activity 1.
	<b>WRITE</b>	<p>1. What is my friend? My friend is _____.</p> <p>2. Why don't I like to play with them? They are _____ and they are _____ to me.</p>



## WEDNESDAY ACTIVITY 1

	<b>LOOK &amp; SAY</b>	tomatoes	were	ugly	tasted	curry
	<b>SOUND OUT</b>	worm	word	work	worst	
		worst	work	word	worm	
	<b>READ</b>	My dad works hard. He works hard to buy us the things that we need and things that we want. My dad works hard so we can be happy.				
	<b>WRITE</b>	<p>1. Who works hard? _____ works hard.</p> <p>2. Why does my dad work hard? My dad works hard so we can be _____.</p>				

## WEDNESDAY ACTIVITY 2





	<b>READ</b>	Read the  and  words from Wednesday Activity 1.
	<b>WRITE</b>	Write the  words and  words in your dictionary. Draw a picture of the word: worm

## THURSDAY ACTIVITY 1

	<b>LOOK &amp; SAY</b>	tomatoes	were	ugly	tasted	curry
	<b>SOUND OUT</b>	that	worm	then	word	
		this	work	them	worst	

	<b>READ</b>	<div data-bbox="539 878 1378 1688" data-label="Image"> </div> <p data-bbox="370 1778 1509 2078">           Wayde tasted the curry. He didn't think he would like the curry. He thought tomatoes were ugly. He tasted the curry. The curry was good!         </p>
--	-------------	--





## THURSDAY ACTIVITY 2

	<b>READ</b>	Read the  and  words from Thursday Activity 1.
	<b>WRITE</b>	Draw a picture of your favourite part of the Big Book story.







## FRIDAY ACTIVITY 1

	<b>READ</b>	Read all the  and  words again.
	<b>READ</b>	Read the story from Thursday Activity 1.






## FRIDAY ACTIVITY 2

	<b>READ</b>	Read all the  and  words again.
	<b>WRITE</b>	Write the sentences in your book. Fix the mistakes. 1. the curry was good 2. He thinked tomatoes was ugly. 3. curry He the tasted



#### MONDAY ACTIVITY 1



	<b>LOOK &amp; SAY</b>	tomatoes	were	ugly	tasted	curry
	<b>SOUND OUT</b>	wink	loud	link	spout	
		pink	out	sink	shout	
	<b>READ</b>	The curry burns my lips. I shout out loud when the curry burns my lips. My mom will laugh when I shout out loud.				
	<b>WRITE</b>	Write the  and  words in your dictionary.				

#### MONDAY ACTIVITY 2





	<b>READ</b>	Read the  and  words from Monday Activity 1.				
	<b>READ</b>	I tasted the fish. Mom told me it would taste good. It did not taste good! It was ugly! I did not like the fish!				
	<b>WRITE</b>	Draw a picture of the word: tomatoes				

#### TUESDAY ACTIVITY 1





	<b>LOOK &amp; SAY</b>	tomatoes	were	ugly	tasted	curry
	<b>SOUND OUT</b>	that	then	this	them	
		them	this	then	that	

	<b>READ</b>	This is my friend. My friend is fun! My friend likes to play with them. I do not like to play with them. They are not fun and they are ugly to me.
	<b>WRITE</b>	Draw a picture of the word: curry

## TUESDAY ACTIVITY 2







	<b>READ</b>	Read the  and  words from Tuesday Activity 1.
	<b>WRITE</b>	1. What is my friend? My friend is _____. 2. Why don't I like to play with them? They are _____ and they are _____ to me.

## WEDNESDAY ACTIVITY 1



	<b>LOOK &amp; SAY</b>	tomatoes	were	ugly	tasted	curry
	<b>SOUND OUT</b>	worm	word	work	worst	
		worst	work	word	worm	
	<b>READ</b>	My dad works hard. He works hard to buy us the things that we need and things that we want. My dad works hard so we can be happy.				
	<b>WRITE</b>	1. Who works hard? _____ works hard. 2. Why does my dad work hard? My dad works hard so we can be _____.				



## WEDNESDAY ACTIVITY 2

	<b>READ</b>	Read the  and  words from Wednesday Activity 1.
	<b>WRITE</b>	Write the  words and  words in your dictionary. Draw a picture of the word: worm

## THURSDAY ACTIVITY 1

	<b>LOOK &amp; SAY</b>	tomatoes	were	ugly	tasted	curry
	<b>SOUND OUT</b>	that	worm	then	word	
		this	work	them	worst	

	<b>READ</b>	<div data-bbox="539 878 1378 1688" data-label="Image">  </div> <p data-bbox="370 1778 1509 2078">           Wayde tasted the curry. He didn't think he would like the curry. He thought tomatoes were ugly. He tasted the curry. The curry was good!         </p>
--	-------------	--

## THURSDAY ACTIVITY 2



READ

Read the  and  words from Thursday Activity 1.



WRITE

Draw a picture of your favourite part of the Big Book story.

## FRIDAY ACTIVITY 1



READ

Read all the  and  words again.



READ

Read the story from Thursday Activity 1.

## FRIDAY ACTIVITY 2



READ

Read all the  and  words again.









WRITE






Write the sentences in your book. Fix the mistakes.

1. the curry was good
2. He thinked tomatoes was ugly.
3. curry He the tasted



#### MONDAY ACTIVITY 1



	<b>LOOK &amp; SAY</b>	tomatoes	were	ugly	tasted	curry
	<b>SOUND OUT</b>	wink	loud	link	spout	
		pink	out	sink	shout	
	<b>READ</b>	The curry burns my lips. I shout out loud when the curry burns my lips. My mom will laugh when I shout out loud.				
	<b>WRITE</b>	Write the  and  words in your dictionary.				

#### MONDAY ACTIVITY 2





	<b>READ</b>	Read the  and  words from Monday Activity 1.				
	<b>READ</b>	I tasted the fish. Mom told me it would taste good. It did not taste good! It was ugly! I did not like the fish!				
	<b>WRITE</b>	Draw a picture of the word: tomatoes				

#### TUESDAY ACTIVITY 1





	<b>LOOK &amp; SAY</b>	tomatoes	were	ugly	tasted	curry
	<b>SOUND OUT</b>	that	then	this	them	
		them	this	then	that	

	<b>READ</b>	This is my friend. My friend is fun! My friend likes to play with them. I do not like to play with them. They are not fun and they are ugly to me.
	<b>WRITE</b>	Draw a picture of the word: curry







## TUESDAY ACTIVITY 2

	<b>READ</b>	Read the  and  words from Tuesday Activity 1.
	<b>WRITE</b>	1. What is my friend? My friend is _____. 2. Why don't I like to play with them? They are _____ and they are _____ to me.



## WEDNESDAY ACTIVITY 1

	<b>LOOK &amp; SAY</b>	tomatoes	were	ugly	tasted	curry
	<b>SOUND OUT</b>	worm	word	work	worst	
		worst	work	word	worm	
	<b>READ</b>	My dad works hard. He works hard to buy us the things that we need and things that we want. My dad works hard so we can be happy.				
	<b>WRITE</b>	1. Who works hard? _____ works hard. 2. Why does my dad work hard? My dad works hard so we can be _____.				

## WEDNESDAY ACTIVITY 2

	<b>READ</b>	Read the  and  words from Wednesday Activity 1.
	<b>WRITE</b>	Write the  words and  words in your dictionary. Draw a picture of the word: worm

## THURSDAY ACTIVITY 1

	<b>LOOK &amp; SAY</b>	tomatoes	were	ugly	tasted	curry
	<b>SOUND OUT</b>	that	worm	then	word	
		this	work	them	worst	

	<b>READ</b>	<div data-bbox="539 880 1378 1686" data-label="Image"> </div> <p data-bbox="371 1783 1508 2078">             Wayde tasted the curry. He didn't think he would like the curry. He thought tomatoes were ugly. He tasted the curry. The curry was good!           </p>
--	-------------	--

## THURSDAY ACTIVITY 2



READ

Read the  and  words from Thursday Activity 1.



WRITE

Draw a picture of your favourite part of the Big Book story.

## FRIDAY ACTIVITY 1



READ

Read all the  and  words again.



READ

Read the story from Thursday Activity 1.

## FRIDAY ACTIVITY 2



READ

Read all the  and  words again.









WRITE






Write the sentences in your book. Fix the mistakes.

1. the curry was good
2. He thinked tomatoes was ugly.
3. curry He the tasted



#### MONDAY ACTIVITY 1



	<b>LOOK &amp; SAY</b>	tomatoes	were	ugly	tasted	curry
	<b>SOUND OUT</b>	wink	loud	link	spout	
		pink	out	sink	shout	
	<b>READ</b>	The curry burns my lips. I shout out loud when the curry burns my lips. My mom will laugh when I shout out loud.				
	<b>WRITE</b>	Write the  and  words in your dictionary.				

#### MONDAY ACTIVITY 2





	<b>READ</b>	Read the  and  words from Monday Activity 1.				
	<b>READ</b>	I tasted the fish. Mom told me it would taste good. It did not taste good! It was ugly! I did not like the fish!				
	<b>WRITE</b>	Draw a picture of the word: tomatoes				

#### TUESDAY ACTIVITY 1





	<b>LOOK &amp; SAY</b>	tomatoes	were	ugly	tasted	curry
	<b>SOUND OUT</b>	that	then	this	them	
		them	this	then	that	

	<b>READ</b>	This is my friend. My friend is fun! My friend likes to play with them. I do not like to play with them. They are not fun and they are ugly to me.
	<b>WRITE</b>	Draw a picture of the word: curry

## TUESDAY ACTIVITY 2







	<b>READ</b>	Read the  and  words from Tuesday Activity 1.
	<b>WRITE</b>	1. What is my friend? My friend is _____. 2. Why don't I like to play with them? They are _____ and they are _____ to me.

## WEDNESDAY ACTIVITY 1



	<b>LOOK &amp; SAY</b>	tomatoes	were	ugly	tasted	curry
	<b>SOUND OUT</b>	worm	word	work	worst	
		worst	work	word	worm	
	<b>READ</b>	My dad works hard. He works hard to buy us the things that we need and things that we want. My dad works hard so we can be happy.				
	<b>WRITE</b>	1. Who works hard? _____ works hard. 2. Why does my dad work hard? My dad works hard so we can be _____.				



## WEDNESDAY ACTIVITY 2

	<b>READ</b>	Read the  and  words from Wednesday Activity 1.
	<b>WRITE</b>	Write the  words and  words in your dictionary. Draw a picture of the word: worm

## THURSDAY ACTIVITY 1

	<b>LOOK &amp; SAY</b>	tomatoes	were	ugly	tasted	curry
	<b>SOUND OUT</b>	that	worm	then	word	
		this	work	them	worst	

	<b>READ</b>	<div data-bbox="539 880 1378 1686" data-label="Image"> </div> <p data-bbox="371 1783 1509 2078">           Wayde tasted the curry. He didn't think he would like the curry. He thought tomatoes were ugly. He tasted the curry. The curry was good!         </p>
--	-------------	--

## THURSDAY ACTIVITY 2



READ

Read the  and  words from Thursday Activity 1.



WRITE

Draw a picture of your favourite part of the Big Book story.

## FRIDAY ACTIVITY 1



READ

Read all the  and  words again.



READ

Read the story from Thursday Activity 1.

## FRIDAY ACTIVITY 2



READ

Read all the  and  words again.









WRITE






Write the sentences in your book. Fix the mistakes.

1. the curry was good
2. He thinked tomatoes was ugly.
3. curry He the tasted



#### MONDAY ACTIVITY 1



	<b>LOOK &amp; SAY</b>	memories	nothing	life	alive	told
	<b>SOUND OUT</b>	this	work	them	worst	
		that	worm	then	word	
	<b>READ</b>	Look at that worm. It is so ugly. It is green and long. The worm looks sad. Why do you think the worm looks so sad?				
	<b>WRITE</b>	Write the  and  words in your dictionary.				

#### MONDAY ACTIVITY 2





	<b>READ</b>	Read the  and  words from Monday Activity 1.				
	<b>READ</b>	My mom told me her memories about her dad when he was alive. She loved her dad. She told me that he was a very good dad.				
	<b>WRITE</b>	Draw a picture of the word: work				

#### TUESDAY ACTIVITY 1





	<b>LOOK &amp; SAY</b>	memories	nothing	life	alive	told
	<b>SOUND OUT</b>	slap	slam	slim	slip	
		sleep	slim	slap	slam	

	<b>READ</b>	My mom told me to go to sleep. I do not want to go to sleep. I will just go and sit on my bed. I will sit and do nothing.
	<b>WRITE</b>	Draw a picture of the word: slap







## TUESDAY ACTIVITY 2

	<b>READ</b>	Read the  and  words from Tuesday Activity 1.
	<b>WRITE</b>	<p>1. Who told me to go to bed? _____ told me to go to bed.</p> <p>2. What will I do on my bed? I will _____ and do _____.</p>



## WEDNESDAY ACTIVITY 1


	<b>LOOK &amp; SAY</b>	memories	nothing	life	alive	told
	<b>SOUND OUT</b>	slay	stay	play	way	
		pay	crayon	stay	play	
	<b>READ</b>	My sister wants to go out. I told my sister not to go out. I told her to stay and play with me. Will my sister stay or will she go?				
	<b>WRITE</b>	<p>1. Who wants to go out? _____ wants to go out.</p> <p>2. What did I tell her? I told her to _____ and _____ with me.</p>				

## WEDNESDAY ACTIVITY 2





	<b>READ</b>	Read the  and  words from Wednesday Activity 1.
	<b>WRITE</b>	Write the  words and  words in your dictionary. Draw a picture of the word: <b>crayon</b>

## THURSDAY ACTIVITY 1

	<b>LOOK &amp; SAY</b>	memories	nothing	life	alive	told
	<b>SOUND OUT</b>	slap	stay	slam	play	
		sleep	pay	slip	way	

	<b>READ</b>	<div data-bbox="367 884 1524 1691" data-label="Image"> </div> <p data-bbox="367 1780 1524 2072">           My grandfather told me that we must work hard to keep the sad memories alive. We know that nothing will bring back his old life. We must learn from this.         </p>
--	-------------	---





## THURSDAY ACTIVITY 2

	<b>READ</b>	Read the  and  words from Thursday Activity 1.
	<b>WRITE</b>	Draw a picture of your favourite part of the Big Book story.







## FRIDAY ACTIVITY 1

	<b>READ</b>	Read all the  and  words again.
	<b>READ</b>	Read the story from Thursday Activity 1.






## FRIDAY ACTIVITY 2

	<b>READ</b>	Read all the  and  words again.
	<b>WRITE</b>	Write the sentences in your book. Fix the mistakes. 1. we must work hard 2. Nothing willed bring bak hiz old life. 3. learn this We from must



### MONDAY ACTIVITY 1



	<b>LOOK &amp; SAY</b>	memories	nothing	life	alive	told
	<b>SOUND OUT</b>	this	work	them	worst	
		that	worm	then	word	
	<b>READ</b>	Look at that worm. It is so ugly. It is green and long. The worm looks sad. Why do you think the worm looks so sad?				
	<b>WRITE</b>	Write the  and  words in your dictionary.				

### MONDAY ACTIVITY 2





	<b>READ</b>	Read the  and  words from Monday Activity 1.				
	<b>READ</b>	My mom told me her memories about her dad when he was alive. She loved her dad. She told me that he was a very good dad.				
	<b>WRITE</b>	Draw a picture of the word: work				

### TUESDAY ACTIVITY 1





	<b>LOOK &amp; SAY</b>	memories	nothing	life	alive	told
	<b>SOUND OUT</b>	slap	slam	slim	slip	
		sleep	slim	slap	slam	

	<b>READ</b>	My mom told me to go to sleep. I do not want to go to sleep. I will just go and sit on my bed. I will sit and do nothing.
	<b>WRITE</b>	Draw a picture of the word: slap

## TUESDAY ACTIVITY 2







	<b>READ</b>	Read the  and  words from Tuesday Activity 1.
	<b>WRITE</b>	<p>1. Who told me to go to bed? _____ told me to go to bed.</p> <p>2. What will I do on my bed? I will _____ and do _____.</p>

## WEDNESDAY ACTIVITY 1



	<b>LOOK &amp; SAY</b>	memories	nothing	life	alive	told
	<b>SOUND OUT</b>	slay	stay	play	way	
		pay	crayon	stay	play	
	<b>READ</b>	My sister wants to go out. I told my sister not to go out. I told her to stay and play with me. Will my sister stay or will she go?				
	<b>WRITE</b>	<p>1. Who wants to go out? _____ wants to go out.</p> <p>2. What did I tell her? I told her to _____ and _____ with me.</p>				


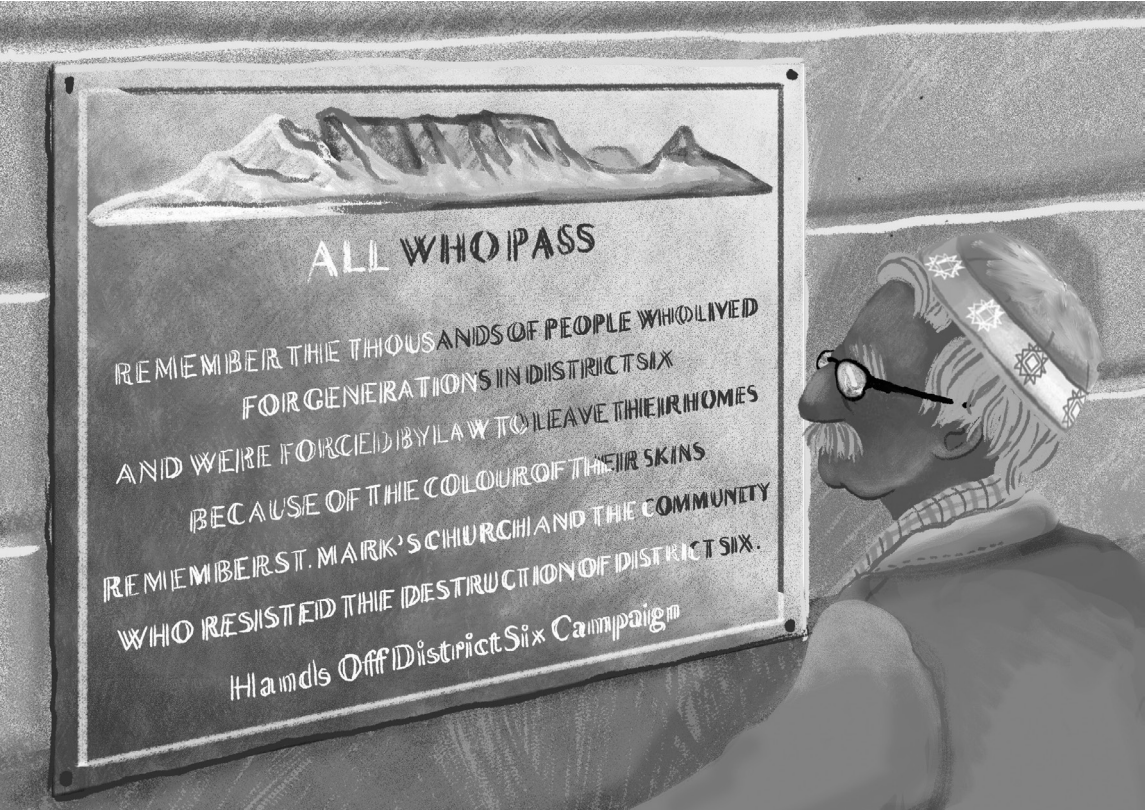


## WEDNESDAY ACTIVITY 2





	READ	Read the  and  words from Wednesday Activity 1.
	WRITE	Write the  words and  words in your dictionary. Draw a picture of the word: <b>crayon</b>

## THURSDAY ACTIVITY 1





	LOOK & SAY	memories	nothing	life	alive	told
	SOUND OUT	slap	stay	slam	play	
		sleep	pay	slip	way	

	READ	 <p>My grandfather told me that we must work hard to keep the sad memories alive. We know that nothing will bring back his old life. We must learn from this.</p>
--	------	--





## THURSDAY ACTIVITY 2

	<b>READ</b>	Read the  and  words from Thursday Activity 1.
	<b>WRITE</b>	Draw a picture of your favourite part of the Big Book story.







## FRIDAY ACTIVITY 1

	<b>READ</b>	Read all the  and  words again.
	<b>READ</b>	Read the story from Thursday Activity 1.






## FRIDAY ACTIVITY 2

	<b>READ</b>	Read all the  and  words again.
	<b>WRITE</b>	Write the sentences in your book. Fix the mistakes. 1. we must work hard 2. Nothing willed bring bak hiz old life. 3. learn this We from must



#### MONDAY ACTIVITY 1



	<b>LOOK &amp; SAY</b>	memories	nothing	life	alive	told
	<b>SOUND OUT</b>	this	work	them	worst	
		that	worm	then	word	
	<b>READ</b>	Look at that worm. It is so ugly. It is green and long. The worm looks sad. Why do you think the worm looks so sad?				
	<b>WRITE</b>	Write the  and  words in your dictionary.				

#### MONDAY ACTIVITY 2





	<b>READ</b>	Read the  and  words from Monday Activity 1.				
	<b>READ</b>	My mom told me her memories about her dad when he was alive. She loved her dad. She told me that he was a very good dad.				
	<b>WRITE</b>	Draw a picture of the word: work				

#### TUESDAY ACTIVITY 1





	<b>LOOK &amp; SAY</b>	memories	nothing	life	alive	told
	<b>SOUND OUT</b>	slap	slam	slim	slip	
		sleep	slim	slap	slam	

	<b>READ</b>	My mom told me to go to sleep. I do not want to go to sleep. I will just go and sit on my bed. I will sit and do nothing.
	<b>WRITE</b>	Draw a picture of the word: slap







## TUESDAY ACTIVITY 2

	<b>READ</b>	Read the  and  words from Tuesday Activity 1.
	<b>WRITE</b>	<p>1. Who told me to go to bed?  _____ told me to go to bed.</p> <p>2. What will I do on my bed?  I will _____ and do _____.</p>



## WEDNESDAY ACTIVITY 1


	<b>LOOK &amp; SAY</b>	memories	nothing	life	alive	told
	<b>SOUND OUT</b>	slay	stay	play	way	
		pay	crayon	stay	play	
	<b>READ</b>	My sister wants to go out. I told my sister not to go out. I told her to stay and play with me. Will my sister stay or will she go?				
	<b>WRITE</b>	<p>1. Who wants to go out?  _____ wants to go out.</p> <p>2. What did I tell her?  I told her to _____ and _____ with me.</p>				

## WEDNESDAY ACTIVITY 2





	<b>READ</b>	Read the  and  words from Wednesday Activity 1.
	<b>WRITE</b>	Write the  words and  words in your dictionary. Draw a picture of the word: <b>crayon</b>

## THURSDAY ACTIVITY 1

	<b>LOOK &amp; SAY</b>	memories	nothing	life	alive	told
	<b>SOUND OUT</b>	slap	stay	slam	play	
		sleep	pay	slip	way	

	<b>READ</b>	<div data-bbox="367 884 1524 1691" data-label="Image"> </div> <p data-bbox="367 1780 1524 2072">           My grandfather told me that we must work hard to keep the sad memories alive. We know that nothing will bring back his old life. We must learn from this.         </p>
--	-------------	---





## THURSDAY ACTIVITY 2

	<b>READ</b>	Read the  and  words from Thursday Activity 1.
	<b>WRITE</b>	Draw a picture of your favourite part of the Big Book story.







## FRIDAY ACTIVITY 1

	<b>READ</b>	Read all the  and  words again.
	<b>READ</b>	Read the story from Thursday Activity 1.






## FRIDAY ACTIVITY 2

	<b>READ</b>	Read all the  and  words again.
	<b>WRITE</b>	Write the sentences in your book. Fix the mistakes. 1. we must work hard 2. Nothing willed bring bak hiz old life. 3. learn this We from must



#### MONDAY ACTIVITY 1



	<b>LOOK &amp; SAY</b>	memories	nothing	life	alive	told
	<b>SOUND OUT</b>	this	work	them	worst	
		that	worm	then	word	
	<b>READ</b>	Look at that worm. It is so ugly. It is green and long. The worm looks sad. Why do you think the worm looks so sad?				
	<b>WRITE</b>	Write the  and  words in your dictionary.				

#### MONDAY ACTIVITY 2





	<b>READ</b>	Read the  and  words from Monday Activity 1.				
	<b>READ</b>	My mom told me her memories about her dad when he was alive. She loved her dad. She told me that he was a very good dad.				
	<b>WRITE</b>	Draw a picture of the word: work				

#### TUESDAY ACTIVITY 1





	<b>LOOK &amp; SAY</b>	memories	nothing	life	alive	told
	<b>SOUND OUT</b>	slap	slam	slim	slip	
		sleep	slim	slap	slam	

	<b>READ</b>	My mom told me to go to sleep. I do not want to go to sleep. I will just go and sit on my bed. I will sit and do nothing.
	<b>WRITE</b>	Draw a picture of the word: slap

### TUESDAY ACTIVITY 2







	<b>READ</b>	Read the  and  words from Tuesday Activity 1.
	<b>WRITE</b>	<p>1. Who told me to go to bed?  _____ told me to go to bed.</p> <p>2. What will I do on my bed?  I will _____ and do _____.</p>

### WEDNESDAY ACTIVITY 1



	<b>LOOK &amp; SAY</b>	memories	nothing	life	alive	told
	<b>SOUND OUT</b>	slay	stay	play	way	
		pay	crayon	stay	play	
	<b>READ</b>	My sister wants to go out. I told my sister not to go out. I told her to stay and play with me. Will my sister stay or will she go?				
	<b>WRITE</b>	<p>1. Who wants to go out?  _____ wants to go out.</p> <p>2. What did I tell her?  I told her to _____ and _____ with me.</p>				


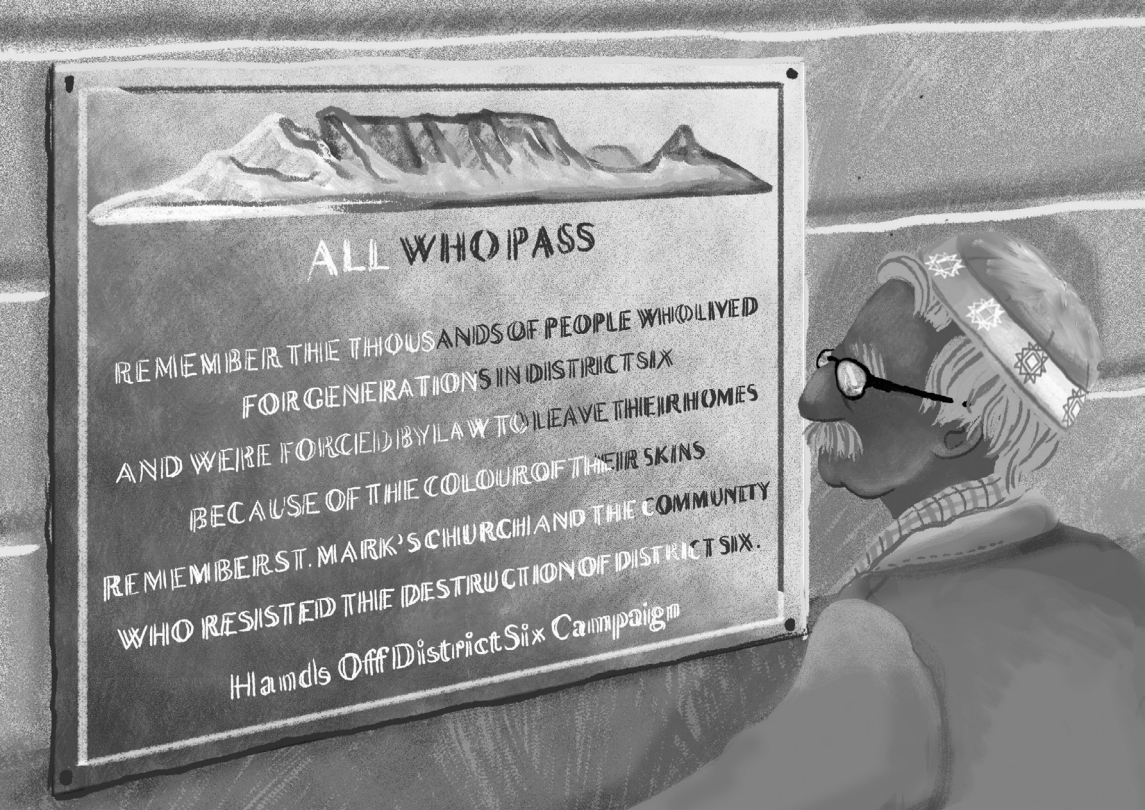


## WEDNESDAY ACTIVITY 2





	READ	Read the  and  words from Wednesday Activity 1.
	WRITE	Write the  words and  words in your dictionary. Draw a picture of the word: <b>crayon</b>

## THURSDAY ACTIVITY 1

	LOOK & SAY	memories	nothing	life	alive	told
	SOUND OUT	slap	stay	slam	play	
		sleep	pay	slip	way	

	READ	 <p>My grandfather told me that we must work hard to keep the sad memories alive. We know that nothing will bring back his old life. We must learn from this.</p>
--	------	--





## THURSDAY ACTIVITY 2

	<b>READ</b>	Read the  and  words from Thursday Activity 1.
	<b>WRITE</b>	Draw a picture of your favourite part of the Big Book story.







## FRIDAY ACTIVITY 1

	<b>READ</b>	Read all the  and  words again.
	<b>READ</b>	Read the story from Thursday Activity 1.






## FRIDAY ACTIVITY 2

	<b>READ</b>	Read all the  and  words again.
	<b>WRITE</b>	Write the sentences in your book. Fix the mistakes. 1. we must work hard 2. Nothing willed bring bak hiz old life. 3. learn this We from must



#### MONDAY ACTIVITY 1



	<b>LOOK &amp; SAY</b>	memories	nothing	life	alive	told
	<b>SOUND OUT</b>	this	work	them	worst	
		that	worm	then	word	
	<b>READ</b>	Look at that worm. It is so ugly. It is green and long. The worm looks sad. Why do you think the worm looks so sad?				
	<b>WRITE</b>	Write the  and  words in your dictionary.				

#### MONDAY ACTIVITY 2





	<b>READ</b>	Read the  and  words from Monday Activity 1.				
	<b>READ</b>	My mom told me her memories about her dad when he was alive. She loved her dad. She told me that he was a very good dad.				
	<b>WRITE</b>	Draw a picture of the word: work				

#### TUESDAY ACTIVITY 1





	<b>LOOK &amp; SAY</b>	memories	nothing	life	alive	told
	<b>SOUND OUT</b>	slap	slam	slim	slip	
		sleep	slim	slap	slam	

	<b>READ</b>	My mom told me to go to sleep. I do not want to go to sleep. I will just go and sit on my bed. I will sit and do nothing.
	<b>WRITE</b>	Draw a picture of the word: slap







### TUESDAY ACTIVITY 2

	<b>READ</b>	Read the  and  words from Tuesday Activity 1.
	<b>WRITE</b>	<p>1. Who told me to go to bed?  _____ told me to go to bed.</p> <p>2. What will I do on my bed?  I will _____ and do _____.</p>



### WEDNESDAY ACTIVITY 1


	<b>LOOK &amp; SAY</b>	memories	nothing	life	alive	told
	<b>SOUND OUT</b>	slay	stay	play	way	
		pay	crayon	stay	play	
	<b>READ</b>	My sister wants to go out. I told my sister not to go out. I told her to stay and play with me. Will my sister stay or will she go?				
	<b>WRITE</b>	<p>1. Who wants to go out?  _____ wants to go out.</p> <p>2. What did I tell her?  I told her to _____ and _____ with me.</p>				

## WEDNESDAY ACTIVITY 2





	<b>READ</b>	Read the  and  words from Wednesday Activity 1.
	<b>WRITE</b>	Write the  words and  words in your dictionary. Draw a picture of the word: <b>crayon</b>

## THURSDAY ACTIVITY 1

	<b>LOOK &amp; SAY</b>	memories	nothing	life	alive	told
	<b>SOUND OUT</b>	slap	stay	slam	play	
		sleep	pay	slip	way	

	<b>READ</b>	<div data-bbox="367 884 1524 1691" data-label="Image"> </div> <p data-bbox="367 1780 1524 2072">           My grandfather told me that we must work hard to keep the sad memories alive. We know that nothing will bring back his old life. We must learn from this.         </p>
--	-------------	---





## THURSDAY ACTIVITY 2

	<b>READ</b>	Read the  and  words from Thursday Activity 1.
	<b>WRITE</b>	Draw a picture of your favourite part of the Big Book story.







## FRIDAY ACTIVITY 1

	<b>READ</b>	Read all the  and  words again.
	<b>READ</b>	Read the story from Thursday Activity 1.






## FRIDAY ACTIVITY 2

	<b>READ</b>	Read all the  and  words again.
	<b>WRITE</b>	Write the sentences in your book. Fix the mistakes. 1. we must work hard 2. Nothing willed bring bak hiz old life. 3. learn this We from must



#### MONDAY ACTIVITY 1



	<b>LOOK &amp; SAY</b>	memories	nothing	life	alive	told
	<b>SOUND OUT</b>	this	work	them	worst	
		that	worm	then	word	
	<b>READ</b>	Look at that worm. It is so ugly. It is green and long. The worm looks sad. Why do you think the worm looks so sad?				
	<b>WRITE</b>	Write the  and  words in your dictionary.				

#### MONDAY ACTIVITY 2





	<b>READ</b>	Read the  and  words from Monday Activity 1.				
	<b>READ</b>	My mom told me her memories about her dad when he was alive. She loved her dad. She told me that he was a very good dad.				
	<b>WRITE</b>	Draw a picture of the word: work				

#### TUESDAY ACTIVITY 1





	<b>LOOK &amp; SAY</b>	memories	nothing	life	alive	told
	<b>SOUND OUT</b>	slap	slam	slim	slip	
		sleep	slim	slap	slam	

	<b>READ</b>	My mom told me to go to sleep. I do not want to go to sleep. I will just go and sit on my bed. I will sit and do nothing.
	<b>WRITE</b>	Draw a picture of the word: slap

## TUESDAY ACTIVITY 2







	<b>READ</b>	Read the  and  words from Tuesday Activity 1.
	<b>WRITE</b>	<p>1. Who told me to go to bed? _____ told me to go to bed.</p> <p>2. What will I do on my bed? I will _____ and do _____.</p>

## WEDNESDAY ACTIVITY 1



	<b>LOOK &amp; SAY</b>	memories	nothing	life	alive	told
	<b>SOUND OUT</b>	slay	stay	play	way	
		pay	crayon	stay	play	
	<b>READ</b>	My sister wants to go out. I told my sister not to go out. I told her to stay and play with me. Will my sister stay or will she go?				
	<b>WRITE</b>	<p>1. Who wants to go out? _____ wants to go out.</p> <p>2. What did I tell her? I told her to _____ and _____ with me.</p>				





## WEDNESDAY ACTIVITY 2





	READ	Read the  and  words from Wednesday Activity 1.
	WRITE	Write the  words and  words in your dictionary. Draw a picture of the word: <b>crayon</b>

## THURSDAY ACTIVITY 1

	LOOK & SAY	memories	nothing	life	alive	told
	SOUND OUT	slap	stay	slam	play	
		sleep	pay	slip	way	

	READ	 <p>My grandfather told me that we must work hard to keep the sad memories alive. We know that nothing will bring back his old life. We must learn from this.</p>
--	------	--





## THURSDAY ACTIVITY 2

	<b>READ</b>	Read the  and  words from Thursday Activity 1.
	<b>WRITE</b>	Draw a picture of your favourite part of the Big Book story.







## FRIDAY ACTIVITY 1

	<b>READ</b>	Read all the  and  words again.
	<b>READ</b>	Read the story from Thursday Activity 1.






## FRIDAY ACTIVITY 2

	<b>READ</b>	Read all the  and  words again.
	<b>WRITE</b>	Write the sentences in your book. Fix the mistakes. 1. we must work hard 2. Nothing willed bring bak hiz old life. 3. learn this We from must



### MONDAY ACTIVITY 1



	<b>LOOK &amp; SAY</b>	memories	nothing	life	alive	told
	<b>SOUND OUT</b>	this	work	them	worst	
		that	worm	then	word	
	<b>READ</b>	Look at that worm. It is so ugly. It is green and long. The worm looks sad. Why do you think the worm looks so sad?				
	<b>WRITE</b>	Write the  and  words in your dictionary.				

### MONDAY ACTIVITY 2





	<b>READ</b>	Read the  and  words from Monday Activity 1.				
	<b>READ</b>	My mom told me her memories about her dad when he was alive. She loved her dad. She told me that he was a very good dad.				
	<b>WRITE</b>	Draw a picture of the word: work				

### TUESDAY ACTIVITY 1





	<b>LOOK &amp; SAY</b>	memories	nothing	life	alive	told
	<b>SOUND OUT</b>	slap	slam	slim	slip	
		sleep	slim	slap	slam	

	<b>READ</b>	My mom told me to go to sleep. I do not want to go to sleep. I will just go and sit on my bed. I will sit and do nothing.
	<b>WRITE</b>	Draw a picture of the word: slap







## TUESDAY ACTIVITY 2

	<b>READ</b>	Read the  and  words from Tuesday Activity 1.
	<b>WRITE</b>	<p>1. Who told me to go to bed? _____ told me to go to bed.</p> <p>2. What will I do on my bed? I will _____ and do _____.</p>



## WEDNESDAY ACTIVITY 1


	<b>LOOK &amp; SAY</b>	memories	nothing	life	alive	told
	<b>SOUND OUT</b>	slay	stay	play	way	
		pay	crayon	stay	play	
	<b>READ</b>	My sister wants to go out. I told my sister not to go out. I told her to stay and play with me. Will my sister stay or will she go?				
	<b>WRITE</b>	<p>1. Who wants to go out? _____ wants to go out.</p> <p>2. What did I tell her? I told her to _____ and _____ with me.</p>				

## WEDNESDAY ACTIVITY 2





	<b>READ</b>	Read the  and  words from Wednesday Activity 1.
	<b>WRITE</b>	Write the  words and  words in your dictionary. Draw a picture of the word: <b>crayon</b>

## THURSDAY ACTIVITY 1

	<b>LOOK &amp; SAY</b>	memories	nothing	life	alive	told
	<b>SOUND OUT</b>	slap	stay	slam	play	
		sleep	pay	slip	way	

	<b>READ</b>	<div data-bbox="367 884 1532 1702" data-label="Image"> </div> <p data-bbox="367 1780 1532 2072">           My grandfather told me that we must work hard to keep the sad memories alive. We know that nothing will bring back his old life. We must learn from this.         </p>
--	-------------	---





## THURSDAY ACTIVITY 2

	<b>READ</b>	Read the  and  words from Thursday Activity 1.
	<b>WRITE</b>	Draw a picture of your favourite part of the Big Book story.







## FRIDAY ACTIVITY 1

	<b>READ</b>	Read all the  and  words again.
	<b>READ</b>	Read the story from Thursday Activity 1.






## FRIDAY ACTIVITY 2

	<b>READ</b>	Read all the  and  words again.
	<b>WRITE</b>	Write the sentences in your book. Fix the mistakes. 1. we must work hard 2. Nothing willed bring bak hiz old life. 3. learn this We from must



#### MONDAY ACTIVITY 1



	<b>LOOK &amp; SAY</b>	memories	nothing	life	alive	told
	<b>SOUND OUT</b>	this	work	them	worst	
		that	worm	then	word	
	<b>READ</b>	Look at that worm. It is so ugly. It is green and long. The worm looks sad. Why do you think the worm looks so sad?				
	<b>WRITE</b>	Write the  and  words in your dictionary.				

#### MONDAY ACTIVITY 2





	<b>READ</b>	Read the  and  words from Monday Activity 1.				
	<b>READ</b>	My mom told me her memories about her dad when he was alive. She loved her dad. She told me that he was a very good dad.				
	<b>WRITE</b>	Draw a picture of the word: work				

#### TUESDAY ACTIVITY 1





	<b>LOOK &amp; SAY</b>	memories	nothing	life	alive	told
	<b>SOUND OUT</b>	slap	slam	slim	slip	
		sleep	slim	slap	slam	

	<b>READ</b>	My mom told me to go to sleep. I do not want to go to sleep. I will just go and sit on my bed. I will sit and do nothing.
	<b>WRITE</b>	Draw a picture of the word: slap

## TUESDAY ACTIVITY 2







	<b>READ</b>	Read the  and  words from Tuesday Activity 1.
	<b>WRITE</b>	<p>1. Who told me to go to bed? _____ told me to go to bed.</p> <p>2. What will I do on my bed? I will _____ and do _____.</p>

## WEDNESDAY ACTIVITY 1



	<b>LOOK &amp; SAY</b>	memories	nothing	life	alive	told
	<b>SOUND OUT</b>	slay	stay	play	way	
		pay	crayon	stay	play	
	<b>READ</b>	My sister wants to go out. I told my sister not to go out. I told her to stay and play with me. Will my sister stay or will she go?				
	<b>WRITE</b>	<p>1. Who wants to go out? _____ wants to go out.</p> <p>2. What did I tell her? I told her to _____ and _____ with me.</p>				





## WEDNESDAY ACTIVITY 2





	READ	Read the  and  words from Wednesday Activity 1.
	WRITE	Write the  words and  words in your dictionary. Draw a picture of the word: <b>crayon</b>

## THURSDAY ACTIVITY 1

	LOOK & SAY	memories	nothing	life	alive	told
	SOUND OUT	slap	stay	slam	play	
		sleep	pay	slip	way	

	READ	 <p>My grandfather told me that we must work hard to keep the sad memories alive. We know that nothing will bring back his old life. We must learn from this.</p>
--	------	--





## THURSDAY ACTIVITY 2

	<b>READ</b>	Read the  and  words from Thursday Activity 1.
	<b>WRITE</b>	Draw a picture of your favourite part of the Big Book story.







## FRIDAY ACTIVITY 1

	<b>READ</b>	Read all the  and  words again.
	<b>READ</b>	Read the story from Thursday Activity 1.






## FRIDAY ACTIVITY 2

	<b>READ</b>	Read all the  and  words again.
	<b>WRITE</b>	Write the sentences in your book. Fix the mistakes. 1. we must work hard 2. Nothing willed bring bak hiz old life. 3. learn this We from must



#### MONDAY ACTIVITY 1



	<b>LOOK &amp; SAY</b>	memories	nothing	life	alive	told
	<b>SOUND OUT</b>	this	work	them	worst	
		that	worm	then	word	
	<b>READ</b>	Look at that worm. It is so ugly. It is green and long. The worm looks sad. Why do you think the worm looks so sad?				
	<b>WRITE</b>	Write the  and  words in your dictionary.				

#### MONDAY ACTIVITY 2





	<b>READ</b>	Read the  and  words from Monday Activity 1.				
	<b>READ</b>	My mom told me her memories about her dad when he was alive. She loved her dad. She told me that he was a very good dad.				
	<b>WRITE</b>	Draw a picture of the word: work				

#### TUESDAY ACTIVITY 1





	<b>LOOK &amp; SAY</b>	memories	nothing	life	alive	told
	<b>SOUND OUT</b>	slap	slam	slim	slip	
		sleep	slim	slap	slam	

	<b>READ</b>	My mom told me to go to sleep. I do not want to go to sleep. I will just go and sit on my bed. I will sit and do nothing.
	<b>WRITE</b>	Draw a picture of the word: slap







## TUESDAY ACTIVITY 2

	<b>READ</b>	Read the  and  words from Tuesday Activity 1.
	<b>WRITE</b>	<p>1. Who told me to go to bed? _____ told me to go to bed.</p> <p>2. What will I do on my bed? I will _____ and do _____.</p>



## WEDNESDAY ACTIVITY 1


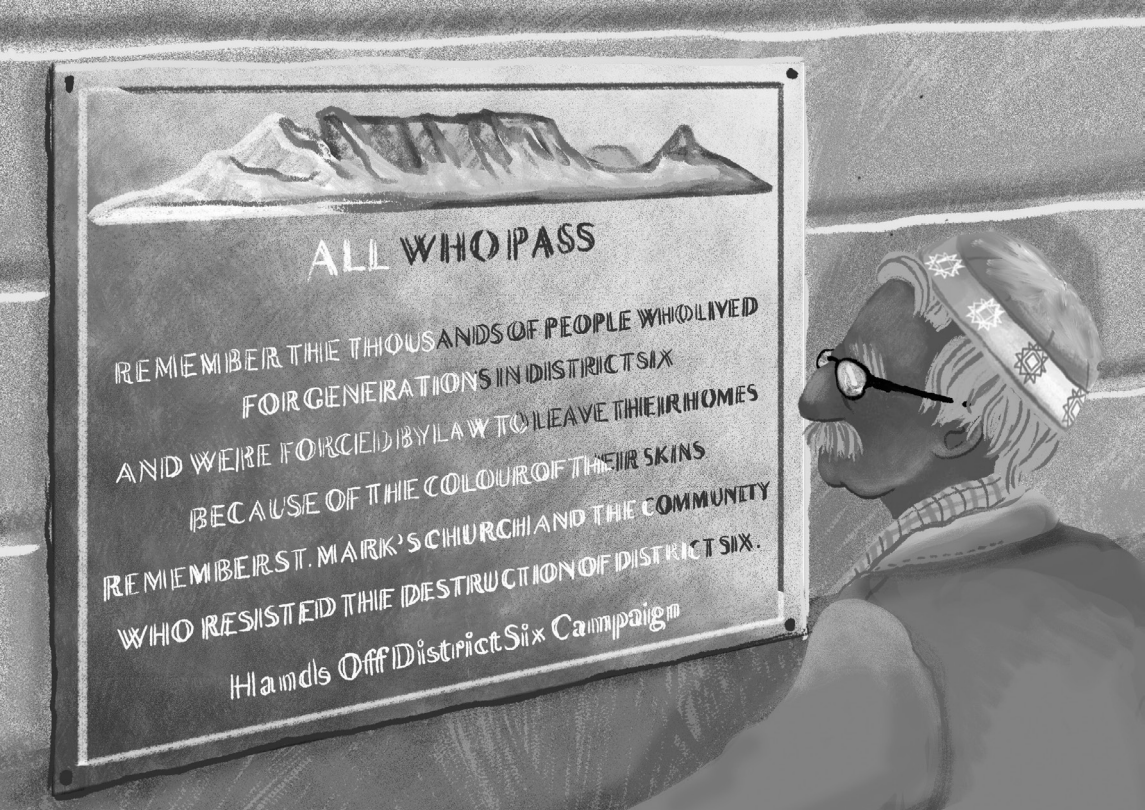
	<b>LOOK &amp; SAY</b>	memories	nothing	life	alive	told
	<b>SOUND OUT</b>	slay	stay	play	way	
		pay	crayon	stay	play	
	<b>READ</b>	My sister wants to go out. I told my sister not to go out. I told her to stay and play with me. Will my sister stay or will she go?				
	<b>WRITE</b>	<p>1. Who wants to go out? _____ wants to go out.</p> <p>2. What did I tell her? I told her to _____ and _____ with me.</p>				

## WEDNESDAY ACTIVITY 2





	READ	Read the  and  words from Wednesday Activity 1.
	WRITE	Write the  words and  words in your dictionary. Draw a picture of the word: <b>crayon</b>

## THURSDAY ACTIVITY 1

	LOOK & SAY	memories	nothing	life	alive	told
	SOUND OUT	slap	stay	slam	play	
		sleep	pay	slip	way	

	READ	 <p>My grandfather told me that we must work hard to keep the sad memories alive. We know that nothing will bring back his old life. We must learn from this.</p>
--	------	--





## THURSDAY ACTIVITY 2

	<b>READ</b>	Read the  and  words from Thursday Activity 1.
	<b>WRITE</b>	Draw a picture of your favourite part of the Big Book story.







## FRIDAY ACTIVITY 1

	<b>READ</b>	Read all the  and  words again.
	<b>READ</b>	Read the story from Thursday Activity 1.






## FRIDAY ACTIVITY 2

	<b>READ</b>	Read all the  and  words again.
	<b>WRITE</b>	Write the sentences in your book. Fix the mistakes. 1. we must work hard 2. Nothing willed bring bak hiz old life. 3. learn this We from must



### MONDAY ACTIVITY 1



	<b>LOOK &amp; SAY</b>	memories	nothing	life	alive	told
	<b>SOUND OUT</b>	this	work	them	worst	
		that	worm	then	word	
	<b>READ</b>	Look at that worm. It is so ugly. It is green and long. The worm looks sad. Why do you think the worm looks so sad?				
	<b>WRITE</b>	Write the  and  words in your dictionary.				

### MONDAY ACTIVITY 2





	<b>READ</b>	Read the  and  words from Monday Activity 1.				
	<b>READ</b>	My mom told me her memories about her dad when he was alive. She loved her dad. She told me that he was a very good dad.				
	<b>WRITE</b>	Draw a picture of the word: work				

### TUESDAY ACTIVITY 1





	<b>LOOK &amp; SAY</b>	memories	nothing	life	alive	told
	<b>SOUND OUT</b>	slap	slam	slim	slip	
		sleep	slim	slap	slam	

	<b>READ</b>	My mom told me to go to sleep. I do not want to go to sleep. I will just go and sit on my bed. I will sit and do nothing.
	<b>WRITE</b>	Draw a picture of the word: slap

## TUESDAY ACTIVITY 2







	<b>READ</b>	Read the  and  words from Tuesday Activity 1.
	<b>WRITE</b>	<p>1. Who told me to go to bed? _____ told me to go to bed.</p> <p>2. What will I do on my bed? I will _____ and do _____.</p>

## WEDNESDAY ACTIVITY 1



	<b>LOOK &amp; SAY</b>	memories	nothing	life	alive	told
	<b>SOUND OUT</b>	slay	stay	play	way	
		pay	crayon	stay	play	
	<b>READ</b>	My sister wants to go out. I told my sister not to go out. I told her to stay and play with me. Will my sister stay or will she go?				
	<b>WRITE</b>	<p>1. Who wants to go out? _____ wants to go out.</p> <p>2. What did I tell her? I told her to _____ and _____ with me.</p>				





## WEDNESDAY ACTIVITY 2





	READ	Read the  and  words from Wednesday Activity 1.
	WRITE	Write the  words and  words in your dictionary. Draw a picture of the word: <b>crayon</b>

## THURSDAY ACTIVITY 1





	LOOK & SAY	memories	nothing	life	alive	told
	SOUND OUT	slap	stay	slam	play	
		sleep	pay	slip	way	

	READ	 <p>My grandfather told me that we must work hard to keep the sad memories alive. We know that nothing will bring back his old life. We must learn from this.</p>
--	------	--





## THURSDAY ACTIVITY 2

	<b>READ</b>	Read the  and  words from Thursday Activity 1.
	<b>WRITE</b>	Draw a picture of your favourite part of the Big Book story.







## FRIDAY ACTIVITY 1

	<b>READ</b>	Read all the  and  words again.
	<b>READ</b>	Read the story from Thursday Activity 1.






## FRIDAY ACTIVITY 2

	<b>READ</b>	Read all the  and  words again.
	<b>WRITE</b>	Write the sentences in your book. Fix the mistakes. 1. we must work hard 2. Nothing willed bring bak hiz old life. 3. learn this We from must



### MONDAY ACTIVITY 1



	<b>LOOK &amp; SAY</b>	memories	nothing	life	alive	told
	<b>SOUND OUT</b>	this	work	them	worst	
		that	worm	then	word	
	<b>READ</b>	Look at that worm. It is so ugly. It is green and long. The worm looks sad. Why do you think the worm looks so sad?				
	<b>WRITE</b>	Write the  and  words in your dictionary.				

### MONDAY ACTIVITY 2





	<b>READ</b>	Read the  and  words from Monday Activity 1.				
	<b>READ</b>	My mom told me her memories about her dad when he was alive. She loved her dad. She told me that he was a very good dad.				
	<b>WRITE</b>	Draw a picture of the word: work				

### TUESDAY ACTIVITY 1





	<b>LOOK &amp; SAY</b>	memories	nothing	life	alive	told
	<b>SOUND OUT</b>	slap	slam	slim	slip	
		sleep	slim	slap	slam	

	<b>READ</b>	My mom told me to go to sleep. I do not want to go to sleep. I will just go and sit on my bed. I will sit and do nothing.
	<b>WRITE</b>	Draw a picture of the word: slap







## TUESDAY ACTIVITY 2

	<b>READ</b>	Read the  and  words from Tuesday Activity 1.
	<b>WRITE</b>	<p>1. Who told me to go to bed? _____ told me to go to bed.</p> <p>2. What will I do on my bed? I will _____ and do _____.</p>



## WEDNESDAY ACTIVITY 1


	<b>LOOK &amp; SAY</b>	memories	nothing	life	alive	told
	<b>SOUND OUT</b>	slay	stay	play	way	
		pay	crayon	stay	play	
	<b>READ</b>	My sister wants to go out. I told my sister not to go out. I told her to stay and play with me. Will my sister stay or will she go?				
	<b>WRITE</b>	<p>1. Who wants to go out? _____ wants to go out.</p> <p>2. What did I tell her? I told her to _____ and _____ with me.</p>				

## WEDNESDAY ACTIVITY 2





	<b>READ</b>	Read the  and  words from Wednesday Activity 1.
	<b>WRITE</b>	Write the  words and  words in your dictionary. Draw a picture of the word: <b>crayon</b>

## THURSDAY ACTIVITY 1

	<b>LOOK &amp; SAY</b>	memories	nothing	life	alive	told
	<b>SOUND OUT</b>	slap	stay	slam	play	
		sleep	pay	slip	way	

	<b>READ</b>	<div data-bbox="367 884 1532 1702" data-label="Image"> </div> <p data-bbox="367 1780 1532 2072">           My grandfather told me that we must work hard to keep the sad memories alive. We know that nothing will bring back his old life. We must learn from this.         </p>
--	-------------	---





## THURSDAY ACTIVITY 2

	<b>READ</b>	Read the  and  words from Thursday Activity 1.
	<b>WRITE</b>	Draw a picture of your favourite part of the Big Book story.







## FRIDAY ACTIVITY 1

	<b>READ</b>	Read all the  and  words again.
	<b>READ</b>	Read the story from Thursday Activity 1.






## FRIDAY ACTIVITY 2

	<b>READ</b>	Read all the  and  words again.
	<b>WRITE</b>	Write the sentences in your book. Fix the mistakes. 1. we must work hard 2. Nothing willed bring bak hiz old life. 3. learn this We from must



#### MONDAY ACTIVITY 1



	<b>LOOK &amp; SAY</b>	memories	nothing	life	alive	told
	<b>SOUND OUT</b>	this	work	them	worst	
		that	worm	then	word	
	<b>READ</b>	Look at that worm. It is so ugly. It is green and long. The worm looks sad. Why do you think the worm looks so sad?				
	<b>WRITE</b>	Write the  and  words in your dictionary.				

#### MONDAY ACTIVITY 2





	<b>READ</b>	Read the  and  words from Monday Activity 1.				
	<b>READ</b>	My mom told me her memories about her dad when he was alive. She loved her dad. She told me that he was a very good dad.				
	<b>WRITE</b>	Draw a picture of the word: work				

#### TUESDAY ACTIVITY 1





	<b>LOOK &amp; SAY</b>	memories	nothing	life	alive	told
	<b>SOUND OUT</b>	slap	slam	slim	slip	
		sleep	slim	slap	slam	

	<b>READ</b>	My mom told me to go to sleep. I do not want to go to sleep. I will just go and sit on my bed. I will sit and do nothing.
	<b>WRITE</b>	Draw a picture of the word: slap

## TUESDAY ACTIVITY 2







	<b>READ</b>	Read the  and  words from Tuesday Activity 1.
	<b>WRITE</b>	<p>1. Who told me to go to bed? _____ told me to go to bed.</p> <p>2. What will I do on my bed? I will _____ and do _____.</p>

## WEDNESDAY ACTIVITY 1



	<b>LOOK &amp; SAY</b>	memories	nothing	life	alive	told
	<b>SOUND OUT</b>	slay	stay	play	way	
		pay	crayon	stay	play	
	<b>READ</b>	My sister wants to go out. I told my sister not to go out. I told her to stay and play with me. Will my sister stay or will she go?				
	<b>WRITE</b>	<p>1. Who wants to go out? _____ wants to go out.</p> <p>2. What did I tell her? I told her to _____ and _____ with me.</p>				




## WEDNESDAY ACTIVITY 2





	<b>READ</b>	Read the  and  words from Wednesday Activity 1.
	<b>WRITE</b>	Write the  words and  words in your dictionary. Draw a picture of the word: <b>crayon</b>

## THURSDAY ACTIVITY 1





	<b>LOOK &amp; SAY</b>	memories	nothing	life	alive	told
	<b>SOUND OUT</b>	slap	stay	slam	play	
		sleep	pay	slip	way	

	<b>READ</b>	<div data-bbox="368 882 1525 1697" data-label="Image"> </div> <p data-bbox="368 1778 1525 2069">           My grandfather told me that we must work hard to keep the sad memories alive. We know that nothing will bring back his old life. We must learn from this.         </p>
--	-------------	---





## THURSDAY ACTIVITY 2

	<b>READ</b>	Read the  and  words from Thursday Activity 1.
	<b>WRITE</b>	Draw a picture of your favourite part of the Big Book story.







## FRIDAY ACTIVITY 1

	<b>READ</b>	Read all the  and  words again.
	<b>READ</b>	Read the story from Thursday Activity 1.






## FRIDAY ACTIVITY 2

	<b>READ</b>	Read all the  and  words again.
	<b>WRITE</b>	Write the sentences in your book. Fix the mistakes. 1. we must work hard 2. Nothing willed bring bak hiz old life. 3. learn this We from must



#### MONDAY ACTIVITY 1



	<b>LOOK &amp; SAY</b>	memories	nothing	life	alive	told
	<b>SOUND OUT</b>	this	work	them	worst	
		that	worm	then	word	
	<b>READ</b>	Look at that worm. It is so ugly. It is green and long. The worm looks sad. Why do you think the worm looks so sad?				
	<b>WRITE</b>	Write the  and  words in your dictionary.				

#### MONDAY ACTIVITY 2





	<b>READ</b>	Read the  and  words from Monday Activity 1.				
	<b>READ</b>	My mom told me her memories about her dad when he was alive. She loved her dad. She told me that he was a very good dad.				
	<b>WRITE</b>	Draw a picture of the word: work				

#### TUESDAY ACTIVITY 1





	<b>LOOK &amp; SAY</b>	memories	nothing	life	alive	told
	<b>SOUND OUT</b>	slap	slam	slim	slip	
		sleep	slim	slap	slam	

	<b>READ</b>	My mom told me to go to sleep. I do not want to go to sleep. I will just go and sit on my bed. I will sit and do nothing.
	<b>WRITE</b>	Draw a picture of the word: slap







## TUESDAY ACTIVITY 2

	<b>READ</b>	Read the  and  words from Tuesday Activity 1.
	<b>WRITE</b>	<p>1. Who told me to go to bed? _____ told me to go to bed.</p> <p>2. What will I do on my bed? I will _____ and do _____.</p>



## WEDNESDAY ACTIVITY 1


	<b>LOOK &amp; SAY</b>	memories	nothing	life	alive	told
	<b>SOUND OUT</b>	slay	stay	play	way	
		pay	crayon	stay	play	
	<b>READ</b>	My sister wants to go out. I told my sister not to go out. I told her to stay and play with me. Will my sister stay or will she go?				
	<b>WRITE</b>	<p>1. Who wants to go out? _____ wants to go out.</p> <p>2. What did I tell her? I told her to _____ and _____ with me.</p>				

## WEDNESDAY ACTIVITY 2





	<b>READ</b>	Read the  and  words from Wednesday Activity 1.
	<b>WRITE</b>	Write the  words and  words in your dictionary. Draw a picture of the word: <b>crayon</b>

## THURSDAY ACTIVITY 1

	<b>LOOK &amp; SAY</b>	memories	nothing	life	alive	told
	<b>SOUND OUT</b>	slap	stay	slam	play	
		sleep	pay	slip	way	

	<b>READ</b>	<div data-bbox="367 884 1524 1691" data-label="Image"> </div> <p data-bbox="367 1780 1524 2072">           My grandfather told me that we must work hard to keep the sad memories alive. We know that nothing will bring back his old life. We must learn from this.         </p>
--	-------------	---





## THURSDAY ACTIVITY 2

	<b>READ</b>	Read the  and  words from Thursday Activity 1.
	<b>WRITE</b>	Draw a picture of your favourite part of the Big Book story.







## FRIDAY ACTIVITY 1

	<b>READ</b>	Read all the  and  words again.
	<b>READ</b>	Read the story from Thursday Activity 1.






## FRIDAY ACTIVITY 2

	<b>READ</b>	Read all the  and  words again.
	<b>WRITE</b>	Write the sentences in your book. Fix the mistakes. 1. we must work hard 2. Nothing willed bring bak hiz old life. 3. learn this We from must



### MONDAY ACTIVITY 1



	<b>LOOK &amp; SAY</b>	memories	nothing	life	alive	told
	<b>SOUND OUT</b>	this	work	them	worst	
		that	worm	then	word	
	<b>READ</b>	Look at that worm. It is so ugly. It is green and long. The worm looks sad. Why do you think the worm looks so sad?				
	<b>WRITE</b>	Write the  and  words in your dictionary.				

### MONDAY ACTIVITY 2





	<b>READ</b>	Read the  and  words from Monday Activity 1.				
	<b>READ</b>	My mom told me her memories about her dad when he was alive. She loved her dad. She told me that he was a very good dad.				
	<b>WRITE</b>	Draw a picture of the word: work				

### TUESDAY ACTIVITY 1





	<b>LOOK &amp; SAY</b>	memories	nothing	life	alive	told
	<b>SOUND OUT</b>	slap	slam	slim	slip	
		sleep	slim	slap	slam	

	<b>READ</b>	My mom told me to go to sleep. I do not want to go to sleep. I will just go and sit on my bed. I will sit and do nothing.
	<b>WRITE</b>	Draw a picture of the word: slap

### TUESDAY ACTIVITY 2







	<b>READ</b>	Read the  and  words from Tuesday Activity 1.
	<b>WRITE</b>	<p>1. Who told me to go to bed? _____ told me to go to bed.</p> <p>2. What will I do on my bed? I will _____ and do _____.</p>

### WEDNESDAY ACTIVITY 1



	<b>LOOK &amp; SAY</b>	memories	nothing	life	alive	told
	<b>SOUND OUT</b>	slay	stay	play	way	
		pay	crayon	stay	play	
	<b>READ</b>	My sister wants to go out. I told my sister not to go out. I told her to stay and play with me. Will my sister stay or will she go?				
	<b>WRITE</b>	<p>1. Who wants to go out? _____ wants to go out.</p> <p>2. What did I tell her? I told her to _____ and _____ with me.</p>				





## WEDNESDAY ACTIVITY 2

	<b>READ</b>	Read the  and  words from Wednesday Activity 1.
	<b>WRITE</b>	Write the  words and  words in your dictionary. Draw a picture of the word: <b>crayon</b>

## THURSDAY ACTIVITY 1

	<b>LOOK &amp; SAY</b>	memories	nothing	life	alive	told
	<b>SOUND OUT</b>	slap	stay	slam	play	
		sleep	pay	slip	way	

	<b>READ</b>	<div data-bbox="368 882 1525 1697">  <p>ALL WHO PASS</p> <p>REMEMBER THE THOUSANDS OF PEOPLE WHO LIVED FOR GENERATIONS IN DISTRICT SIX AND WE WERE FORCED BY LAW TO LEAVE THEIR HOMES BECAUSE OF THE COLOUR OF THEIR SKINS</p> <p>REMEMBER ST. MARK'S CHURCH AND THE COMMUNITY WHO RESISTED THE DESTRUCTION OF DISTRICT SIX.</p> <p>Hands Off District Six Campaign</p> </div> <p>My grandfather told me that we must work hard to keep the sad memories alive. We know that nothing will bring back his old life. We must learn from this.</p>
--	-------------	--

## THURSDAY ACTIVITY 2



**READ**

Read the  and  words from Thursday Activity 1.



**WRITE**

Draw a picture of your favourite part of the Big Book story.

## FRIDAY ACTIVITY 1



**READ**

Read all the  and  words again.



**READ**

Read the story from Thursday Activity 1.

## FRIDAY ACTIVITY 2



**READ**

Read all the  and  words again.









**WRITE**






Write the sentences in your book. Fix the mistakes.

1. we must work hard
2. Nothing willed bring bak hiz old life.
3. learn this We from must



#### MONDAY ACTIVITY 1



	<b>LOOK &amp; SAY</b>	memories	nothing	life	alive	told
	<b>SOUND OUT</b>	this	work	them	worst	
		that	worm	then	word	
	<b>READ</b>	Look at that worm. It is so ugly. It is green and long. The worm looks sad. Why do you think the worm looks so sad?				
	<b>WRITE</b>	Write the  and  words in your dictionary.				

#### MONDAY ACTIVITY 2





	<b>READ</b>	Read the  and  words from Monday Activity 1.				
	<b>READ</b>	My mom told me her memories about her dad when he was alive. She loved her dad. She told me that he was a very good dad.				
	<b>WRITE</b>	Draw a picture of the word: work				

#### TUESDAY ACTIVITY 1





	<b>LOOK &amp; SAY</b>	memories	nothing	life	alive	told
	<b>SOUND OUT</b>	slap	slam	slim	slip	
		sleep	slim	slap	slam	

	<b>READ</b>	My mom told me to go to sleep. I do not want to go to sleep. I will just go and sit on my bed. I will sit and do nothing.
	<b>WRITE</b>	Draw a picture of the word: slap







### TUESDAY ACTIVITY 2

	<b>READ</b>	Read the  and  words from Tuesday Activity 1.
	<b>WRITE</b>	<p>1. Who told me to go to bed?              _____ told me to go to bed.</p> <p>2. What will I do on my bed?           I will _____ and do _____.</p>



### WEDNESDAY ACTIVITY 1



	<b>LOOK &amp; SAY</b>	memories	nothing	life	alive	told
	<b>SOUND OUT</b>	slay	stay	play	way	
		pay	crayon	stay	play	
	<b>READ</b>	My sister wants to go out. I told my sister not to go out. I told her to stay and play with me. Will my sister stay or will she go?				
	<b>WRITE</b>	<p>1. Who wants to go out?              _____ wants to go out.</p> <p>2. What did I tell her?           I told her to _____ and _____ with me.</p>				

## WEDNESDAY ACTIVITY 2





	READ	Read the  and  words from Wednesday Activity 1.
	WRITE	Write the  words and  words in your dictionary. Draw a picture of the word: <b>crayon</b>

## THURSDAY ACTIVITY 1

	LOOK & SAY	memories	nothing	life	alive	told
	SOUND OUT	slap	stay	slam	play	
		sleep	pay	slip	way	

	READ	 <p>My grandfather told me that we must work hard to keep the sad memories alive. We know that nothing will bring back his old life. We must learn from this.</p>
--	------	--





## THURSDAY ACTIVITY 2

	<b>READ</b>	Read the  and  words from Thursday Activity 1.
	<b>WRITE</b>	Draw a picture of your favourite part of the Big Book story.







## FRIDAY ACTIVITY 1

	<b>READ</b>	Read all the  and  words again.
	<b>READ</b>	Read the story from Thursday Activity 1.






## FRIDAY ACTIVITY 2

	<b>READ</b>	Read all the  and  words again.
	<b>WRITE</b>	Write the sentences in your book. Fix the mistakes. 1. we must work hard 2. Nothing willed bring bak hiz old life. 3. learn this We from must



#### MONDAY ACTIVITY 1



	<b>LOOK &amp; SAY</b>	memories	nothing	life	alive	told
	<b>SOUND OUT</b>	this	work	them	worst	
		that	worm	then	word	
	<b>READ</b>	Look at that worm. It is so ugly. It is green and long. The worm looks sad. Why do you think the worm looks so sad?				
	<b>WRITE</b>	Write the  and  words in your dictionary.				

#### MONDAY ACTIVITY 2





	<b>READ</b>	Read the  and  words from Monday Activity 1.				
	<b>READ</b>	My mom told me her memories about her dad when he was alive. She loved her dad. She told me that he was a very good dad.				
	<b>WRITE</b>	Draw a picture of the word: work				

#### TUESDAY ACTIVITY 1





	<b>LOOK &amp; SAY</b>	memories	nothing	life	alive	told
	<b>SOUND OUT</b>	slap	slam	slim	slip	
		sleep	slim	slap	slam	

	<b>READ</b>	My mom told me to go to sleep. I do not want to go to sleep. I will just go and sit on my bed. I will sit and do nothing.
	<b>WRITE</b>	Draw a picture of the word: slap

### TUESDAY ACTIVITY 2



	<b>READ</b>	Read the  and  words from Tuesday Activity 1.
	<b>WRITE</b>	<p>1. Who told me to go to bed?              _____ told me to go to bed.</p> <p>2. What will I do on my bed?           I will _____ and do _____.</p>

### WEDNESDAY ACTIVITY 1



	<b>LOOK &amp; SAY</b>	memories	nothing	life	alive	told
	<b>SOUND OUT</b>	slay	stay	play	way	
		pay	crayon	stay	play	
	<b>READ</b>	My sister wants to go out. I told my sister not to go out. I told her to stay and play with me. Will my sister stay or will she go?				
	<b>WRITE</b>	<p>1. Who wants to go out?              _____ wants to go out.</p> <p>2. What did I tell her?           I told her to _____ and _____ with me.</p>				




## WEDNESDAY ACTIVITY 2





	<b>READ</b>	Read the 👁️ and 👄 words from Wednesday Activity 1.
	<b>WRITE</b>	Write the 👁️ words and 👄 words in your dictionary. Draw a picture of the word: <b>crayon</b>

## THURSDAY ACTIVITY 1

	<b>LOOK &amp; SAY</b>	memories	nothing	life	alive	told
	<b>SOUND OUT</b>	slap	stay	slam	play	
		sleep	pay	slip	way	

	<b>READ</b>	<div data-bbox="367 884 1532 1702" data-label="Image"> </div> <p data-bbox="367 1780 1532 2072">           My grandfather told me that we must work hard to keep the sad memories alive. We know that nothing will bring back his old life. We must learn from this.         </p>
--	-------------	---





## THURSDAY ACTIVITY 2

	<b>READ</b>	Read the  and  words from Thursday Activity 1.
	<b>WRITE</b>	Draw a picture of your favourite part of the Big Book story.







## FRIDAY ACTIVITY 1

	<b>READ</b>	Read all the  and  words again.
	<b>READ</b>	Read the story from Thursday Activity 1.






## FRIDAY ACTIVITY 2

	<b>READ</b>	Read all the  and  words again.
	<b>WRITE</b>	Write the sentences in your book. Fix the mistakes. 1. we must work hard 2. Nothing willed bring bak hiz old life. 3. learn this We from must



### MONDAY ACTIVITY 1



	<b>LOOK &amp; SAY</b>	memories	nothing	life	alive	told
	<b>SOUND OUT</b>	this	work	them	worst	
		that	worm	then	word	
	<b>READ</b>	Look at that worm. It is so ugly. It is green and long. The worm looks sad. Why do you think the worm looks so sad?				
	<b>WRITE</b>	Write the  and  words in your dictionary.				

### MONDAY ACTIVITY 2





	<b>READ</b>	Read the  and  words from Monday Activity 1.				
	<b>READ</b>	My mom told me her memories about her dad when he was alive. She loved her dad. She told me that he was a very good dad.				
	<b>WRITE</b>	Draw a picture of the word: work				

### TUESDAY ACTIVITY 1





	<b>LOOK &amp; SAY</b>	memories	nothing	life	alive	told
	<b>SOUND OUT</b>	slap	slam	slim	slip	
		sleep	slim	slap	slam	

	<b>READ</b>	My mom told me to go to sleep. I do not want to go to sleep. I will just go and sit on my bed. I will sit and do nothing.
	<b>WRITE</b>	Draw a picture of the word: slap







## TUESDAY ACTIVITY 2

	<b>READ</b>	Read the  and  words from Tuesday Activity 1.
	<b>WRITE</b>	<p>1. Who told me to go to bed? _____ told me to go to bed.</p> <p>2. What will I do on my bed? I will _____ and do _____.</p>



## WEDNESDAY ACTIVITY 1



	<b>LOOK &amp; SAY</b>	memories	nothing	life	alive	told
	<b>SOUND OUT</b>	slay	stay	play	way	
		pay	crayon	stay	play	
	<b>READ</b>	My sister wants to go out. I told my sister not to go out. I told her to stay and play with me. Will my sister stay or will she go?				
	<b>WRITE</b>	<p>1. Who wants to go out? _____ wants to go out.</p> <p>2. What did I tell her? I told her to _____ and _____ with me.</p>				

## WEDNESDAY ACTIVITY 2





	READ	Read the  and  words from Wednesday Activity 1.
	WRITE	Write the  words and  words in your dictionary. Draw a picture of the word: <b>crayon</b>

## THURSDAY ACTIVITY 1

	LOOK & SAY	memories	nothing	life	alive	told
	SOUND OUT	slap	stay	slam	play	
		sleep	pay	slip	way	

	READ	 <p>My grandfather told me that we must work hard to keep the sad memories alive. We know that nothing will bring back his old life. We must learn from this.</p>
--	------	--





## THURSDAY ACTIVITY 2

	<b>READ</b>	Read the  and  words from Thursday Activity 1.
	<b>WRITE</b>	Draw a picture of your favourite part of the Big Book story.







## FRIDAY ACTIVITY 1

	<b>READ</b>	Read all the  and  words again.
	<b>READ</b>	Read the story from Thursday Activity 1.






## FRIDAY ACTIVITY 2

	<b>READ</b>	Read all the  and  words again.
	<b>WRITE</b>	Write the sentences in your book. Fix the mistakes. 1. we must work hard 2. Nothing willed bring bak hiz old life. 3. learn this We from must



## MONDAY ACTIVITY 1



	<b>LOOK &amp; SAY</b>	memories	nothing	life	alive	told
	<b>SOUND OUT</b>	this	work	them	worst	
		that	worm	then	word	
	<b>READ</b>	Look at that worm. It is so ugly. It is green and long. The worm looks sad. Why do you think the worm looks so sad?				
	<b>WRITE</b>	Write the  and  words in your dictionary.				

## MONDAY ACTIVITY 2





	<b>READ</b>	Read the  and  words from Monday Activity 1.				
	<b>READ</b>	My mom told me her memories about her dad when he was alive. She loved her dad. She told me that he was a very good dad.				
	<b>WRITE</b>	Draw a picture of the word: work				

## TUESDAY ACTIVITY 1





	<b>LOOK &amp; SAY</b>	memories	nothing	life	alive	told
	<b>SOUND OUT</b>	slap	slam	slim	slip	
		sleep	slim	slap	slam	

	<b>READ</b>	My mom told me to go to sleep. I do not want to go to sleep. I will just go and sit on my bed. I will sit and do nothing.
	<b>WRITE</b>	Draw a picture of the word: slap

### TUESDAY ACTIVITY 2







	<b>READ</b>	Read the  and  words from Tuesday Activity 1.
	<b>WRITE</b>	<p>1. Who told me to go to bed?              _____ told me to go to bed.</p> <p>2. What will I do on my bed?           I will _____ and do _____.</p>

### WEDNESDAY ACTIVITY 1



	<b>LOOK &amp; SAY</b>	memories	nothing	life	alive	told
	<b>SOUND OUT</b>	slay	stay	play	way	
		pay	crayon	stay	play	
	<b>READ</b>	My sister wants to go out. I told my sister not to go out. I told her to stay and play with me. Will my sister stay or will she go?				
	<b>WRITE</b>	<p>1. Who wants to go out?              _____ wants to go out.</p> <p>2. What did I tell her?           I told her to _____ and _____ with me.</p>				





## WEDNESDAY ACTIVITY 2





	READ	Read the  and  words from Wednesday Activity 1.
	WRITE	Write the  words and  words in your dictionary. Draw a picture of the word: <b>crayon</b>

## THURSDAY ACTIVITY 1

	LOOK & SAY	memories	nothing	life	alive	told
	SOUND OUT	slap	stay	slam	play	
		sleep	pay	slip	way	

	READ	 <p>My grandfather told me that we must work hard to keep the sad memories alive. We know that nothing will bring back his old life. We must learn from this.</p>
--	------	--





## THURSDAY ACTIVITY 2

	<b>READ</b>	Read the  and  words from Thursday Activity 1.
	<b>WRITE</b>	Draw a picture of your favourite part of the Big Book story.







## FRIDAY ACTIVITY 1

	<b>READ</b>	Read all the  and  words again.
	<b>READ</b>	Read the story from Thursday Activity 1.






## FRIDAY ACTIVITY 2

	<b>READ</b>	Read all the  and  words again.
	<b>WRITE</b>	Write the sentences in your book. Fix the mistakes. 1. we must work hard 2. Nothing willed bring bak hiz old life. 3. learn this We from must



#### MONDAY ACTIVITY 1



	<b>LOOK &amp; SAY</b>	memories	nothing	life	alive	told
	<b>SOUND OUT</b>	this	work	them	worst	
		that	worm	then	word	
	<b>READ</b>	Look at that worm. It is so ugly. It is green and long. The worm looks sad. Why do you think the worm looks so sad?				
	<b>WRITE</b>	Write the  and  words in your dictionary.				

#### MONDAY ACTIVITY 2





	<b>READ</b>	Read the  and  words from Monday Activity 1.				
	<b>READ</b>	My mom told me her memories about her dad when he was alive. She loved her dad. She told me that he was a very good dad.				
	<b>WRITE</b>	Draw a picture of the word: work				

#### TUESDAY ACTIVITY 1





	<b>LOOK &amp; SAY</b>	memories	nothing	life	alive	told
	<b>SOUND OUT</b>	slap	slam	slim	slip	
		sleep	slim	slap	slam	

	<b>READ</b>	My mom told me to go to sleep. I do not want to go to sleep. I will just go and sit on my bed. I will sit and do nothing.
	<b>WRITE</b>	Draw a picture of the word: slap







## TUESDAY ACTIVITY 2

	<b>READ</b>	Read the  and  words from Tuesday Activity 1.
	<b>WRITE</b>	<p>1. Who told me to go to bed? _____ told me to go to bed.</p> <p>2. What will I do on my bed? I will _____ and do _____.</p>



## WEDNESDAY ACTIVITY 1


	<b>LOOK &amp; SAY</b>	memories	nothing	life	alive	told
	<b>SOUND OUT</b>	slay	stay	play	way	
		pay	crayon	stay	play	
	<b>READ</b>	My sister wants to go out. I told my sister not to go out. I told her to stay and play with me. Will my sister stay or will she go?				
	<b>WRITE</b>	<p>1. Who wants to go out? _____ wants to go out.</p> <p>2. What did I tell her? I told her to _____ and _____ with me.</p>				

## WEDNESDAY ACTIVITY 2





	<b>READ</b>	Read the  and  words from Wednesday Activity 1.
	<b>WRITE</b>	Write the  words and  words in your dictionary. Draw a picture of the word: <b>crayon</b>

## THURSDAY ACTIVITY 1

	<b>LOOK &amp; SAY</b>	memories	nothing	life	alive	told
	<b>SOUND OUT</b>	slap	stay	slam	play	
		sleep	pay	slip	way	

	<b>READ</b>	<div data-bbox="367 884 1532 1702" data-label="Image"> </div> <p data-bbox="367 1780 1532 2072">           My grandfather told me that we must work hard to keep the sad memories alive. We know that nothing will bring back his old life. We must learn from this.         </p>
--	-------------	---





## THURSDAY ACTIVITY 2

	<b>READ</b>	Read the  and  words from Thursday Activity 1.
	<b>WRITE</b>	Draw a picture of your favourite part of the Big Book story.







## FRIDAY ACTIVITY 1

	<b>READ</b>	Read all the  and  words again.
	<b>READ</b>	Read the story from Thursday Activity 1.






## FRIDAY ACTIVITY 2

	<b>READ</b>	Read all the  and  words again.
	<b>WRITE</b>	Write the sentences in your book. Fix the mistakes. 1. we must work hard 2. Nothing willed bring bak hiz old life. 3. learn this We from must



#### MONDAY ACTIVITY 1



	<b>LOOK &amp; SAY</b>	memories	nothing	life	alive	told
	<b>SOUND OUT</b>	this	work	them	worst	
		that	worm	then	word	
	<b>READ</b>	Look at that worm. It is so ugly. It is green and long. The worm looks sad. Why do you think the worm looks so sad?				
	<b>WRITE</b>	Write the  and  words in your dictionary.				

#### MONDAY ACTIVITY 2





	<b>READ</b>	Read the  and  words from Monday Activity 1.				
	<b>READ</b>	My mom told me her memories about her dad when he was alive. She loved her dad. She told me that he was a very good dad.				
	<b>WRITE</b>	Draw a picture of the word: work				

#### TUESDAY ACTIVITY 1





	<b>LOOK &amp; SAY</b>	memories	nothing	life	alive	told
	<b>SOUND OUT</b>	slap	slam	slim	slip	
		sleep	slim	slap	slam	

	<b>READ</b>	My mom told me to go to sleep. I do not want to go to sleep. I will just go and sit on my bed. I will sit and do nothing.
	<b>WRITE</b>	Draw a picture of the word: slap

## TUESDAY ACTIVITY 2







	<b>READ</b>	Read the  and  words from Tuesday Activity 1.
	<b>WRITE</b>	<p>1. Who told me to go to bed? _____ told me to go to bed.</p> <p>2. What will I do on my bed? I will _____ and do _____.</p>

## WEDNESDAY ACTIVITY 1



	<b>LOOK &amp; SAY</b>	memories	nothing	life	alive	told
	<b>SOUND OUT</b>	slay	stay	play	way	
		pay	crayon	stay	play	
	<b>READ</b>	My sister wants to go out. I told my sister not to go out. I told her to stay and play with me. Will my sister stay or will she go?				
	<b>WRITE</b>	<p>1. Who wants to go out? _____ wants to go out.</p> <p>2. What did I tell her? I told her to _____ and _____ with me.</p>				




## WEDNESDAY ACTIVITY 2





	<b>READ</b>	Read the  and  words from Wednesday Activity 1.
	<b>WRITE</b>	Write the  words and  words in your dictionary. Draw a picture of the word: <b>crayon</b>

## THURSDAY ACTIVITY 1

	<b>LOOK &amp; SAY</b>	memories	nothing	life	alive	told
	<b>SOUND OUT</b>	slap	stay	slam	play	
		sleep	pay	slip	way	

	<b>READ</b>	<div data-bbox="367 884 1524 1691" data-label="Image"> </div> <p data-bbox="367 1780 1524 2072">           My grandfather told me that we must work hard to keep the sad memories alive. We know that nothing will bring back his old life. We must learn from this.         </p>
--	-------------	---





## THURSDAY ACTIVITY 2

	<b>READ</b>	Read the  and  words from Thursday Activity 1.
	<b>WRITE</b>	Draw a picture of your favourite part of the Big Book story.







## FRIDAY ACTIVITY 1

	<b>READ</b>	Read all the  and  words again.
	<b>READ</b>	Read the story from Thursday Activity 1.






## FRIDAY ACTIVITY 2

	<b>READ</b>	Read all the  and  words again.
	<b>WRITE</b>	Write the sentences in your book. Fix the mistakes. 1. we must work hard 2. Nothing willed bring bak hiz old life. 3. learn this We from must



#### MONDAY ACTIVITY 1



	<b>LOOK &amp; SAY</b>	messages	carry	many	important	ancestors
	<b>SOUND OUT</b>	crayon	slim	slay	pay	
		slam	play	slip	way	
	<b>READ</b>	I will work hard when I am big. I will work hard so that I can buy many things. I will pay for all the things that I want.				
	<b>WRITE</b>	Write the  and  words in your dictionary.				

#### MONDAY ACTIVITY 2





	<b>READ</b>	Read the  and  words from Monday Activity 1.				
	<b>READ</b>	I have an important message for you. I will carry the message and bring it to you. Will you pay me if I give you the message?				
	<b>WRITE</b>	Draw a picture of the word: pay				

#### TUESDAY ACTIVITY 1





	<b>LOOK &amp; SAY</b>	messages	carry	many	important	ancestors
	<b>SOUND OUT</b>	bleed	bloom	blush	black	
		block	blink	bleed	blush	

	<b>READ</b>	Do you have a black crayon for me? I have lost my black crayon. The teacher will be mad if she knows that I lost my black crayon.
	<b>WRITE</b>	Draw a picture of the word: blush







## TUESDAY ACTIVITY 2

	<b>READ</b>	Read the  and  words from Tuesday Activity 1.
	<b>WRITE</b>	<p>1. What have I lost? I have lost my _____.</p> <p>2. How will the teacher feel? The teacher will be _____.</p>



## WEDNESDAY ACTIVITY 1


	<b>LOOK &amp; SAY</b>	messages	carry	many	important	ancestors
	<b>SOUND OUT</b>	cake	bake	take	name	
		blame	same	take	bake	
	<b>READ</b>	I will bake a beautiful cake for my mom. I will take the cake to her. I must not drop the beautiful cake when I take it to her.				
	<b>WRITE</b>	<p>1. Who will I bake a cake for? I will bake a cake for my _____.</p> <p>2. What must I not do? I must not _____ the cake.</p>				

## WEDNESDAY ACTIVITY 2





	<b>READ</b>	Read the  and  words from Wednesday Activity 1.
	<b>WRITE</b>	Write the  words and  words in your dictionary. Draw a picture of the word: <b>cake</b>

## THURSDAY ACTIVITY 1

	<b>LOOK &amp; SAY</b>	messages	carry	many	important	ancestors
	<b>SOUND OUT</b>	blush	cake	bloom	bake	
		blink	same	black	same	

	<b>READ</b>	<div data-bbox="368 891 1528 1697" data-label="Image"> </div> <p data-bbox="368 1783 1497 2069">                     The praying mantis would carry many important messages for the ancestors. The ancestors would look at the mantis to see if it would rain.                 </p>
--	-------------	---





## THURSDAY ACTIVITY 2

	<b>READ</b>	Read the  and  words from Thursday Activity 1.
	<b>WRITE</b>	Draw a picture of your favourite part of the Big Book story.







## FRIDAY ACTIVITY 1

	<b>READ</b>	Read all the  and  words again.
	<b>READ</b>	Read the story from Thursday Activity 1.






## FRIDAY ACTIVITY 2

	<b>READ</b>	Read all the  and  words again.
	<b>WRITE</b>	Write the sentences in your book. Fix the mistakes. 1. they would look to see if it would rain 2. It wood carry many message 3. would They look the at mantis



#### MONDAY ACTIVITY 1



	<b>LOOK &amp; SAY</b>	messages	carry	many	important	ancestors
	<b>SOUND OUT</b>	crayon	slim	slay	pay	
		slam	play	slip	way	
	<b>READ</b>	I will work hard when I am big. I will work hard so that I can buy many things. I will pay for all the things that I want.				
	<b>WRITE</b>	Write the  and  words in your dictionary.				

#### MONDAY ACTIVITY 2





	<b>READ</b>	Read the  and  words from Monday Activity 1.				
	<b>READ</b>	I have an important message for you. I will carry the message and bring it to you. Will you pay me if I give you the message?				
	<b>WRITE</b>	Draw a picture of the word: pay				

#### TUESDAY ACTIVITY 1





	<b>LOOK &amp; SAY</b>	messages	carry	many	important	ancestors
	<b>SOUND OUT</b>	bleed	bloom	blush	black	
		block	blink	bleed	blush	

	<b>READ</b>	Do you have a black crayon for me? I have lost my black crayon. The teacher will be mad if she knows that I lost my black crayon.
	<b>WRITE</b>	Draw a picture of the word: blush

## TUESDAY ACTIVITY 2







	<b>READ</b>	Read the  and  words from Tuesday Activity 1.
	<b>WRITE</b>	<p>1. What have I lost? I have lost my _____.</p> <p>2. How will the teacher feel? The teacher will be _____.</p>

## WEDNESDAY ACTIVITY 1



	<b>LOOK &amp; SAY</b>	messages	carry	many	important	ancestors
	<b>SOUND OUT</b>	cake	bake	take	name	
		blame	same	take	bake	
	<b>READ</b>	I will bake a beautiful cake for my mom. I will take the cake to her. I must not drop the beautiful cake when I take it to her.				
	<b>WRITE</b>	<p>1. Who will I bake a cake for? I will bake a cake for my _____.</p> <p>2. What must I not do? I must not _____ the cake.</p>				




## WEDNESDAY ACTIVITY 2





	<b>READ</b>	Read the  and  words from Wednesday Activity 1.
	<b>WRITE</b>	Write the  words and  words in your dictionary. Draw a picture of the word: <b>cake</b>

## THURSDAY ACTIVITY 1





	<b>LOOK &amp; SAY</b>	messages	carry	many	important	ancestors
	<b>SOUND OUT</b>	blush	cake	bloom	bake	
		blink	same	black	same	

	<b>READ</b>	<div data-bbox="370 891 1528 1697" data-label="Image"> </div> <p data-bbox="370 1780 1497 2072">           The praying mantis would carry many important messages for the ancestors. The ancestors would look at the mantis to see if it would rain.         </p>
--	-------------	---





## THURSDAY ACTIVITY 2

	<b>READ</b>	Read the  and  words from Thursday Activity 1.
	<b>WRITE</b>	Draw a picture of your favourite part of the Big Book story.







## FRIDAY ACTIVITY 1

	<b>READ</b>	Read all the  and  words again.
	<b>READ</b>	Read the story from Thursday Activity 1.






## FRIDAY ACTIVITY 2

	<b>READ</b>	Read all the  and  words again.
	<b>WRITE</b>	Write the sentences in your book. Fix the mistakes. 1. they would look to see if it would rain 2. It wood carry many message 3. would They look the at mantis



#### MONDAY ACTIVITY 1



	<b>LOOK &amp; SAY</b>	messages	carry	many	important	ancestors
	<b>SOUND OUT</b>	crayon	slim	slay	pay	
		slam	play	slip	way	
	<b>READ</b>	I will work hard when I am big. I will work hard so that I can buy many things. I will pay for all the things that I want.				
	<b>WRITE</b>	Write the  and  words in your dictionary.				

#### MONDAY ACTIVITY 2





	<b>READ</b>	Read the  and  words from Monday Activity 1.				
	<b>READ</b>	I have an important message for you. I will carry the message and bring it to you. Will you pay me if I give you the message?				
	<b>WRITE</b>	Draw a picture of the word: pay				

#### TUESDAY ACTIVITY 1





	<b>LOOK &amp; SAY</b>	messages	carry	many	important	ancestors
	<b>SOUND OUT</b>	bleed	bloom	blush	black	
		block	blink	bleed	blush	

	<b>READ</b>	Do you have a black crayon for me? I have lost my black crayon. The teacher will be mad if she knows that I lost my black crayon.
	<b>WRITE</b>	Draw a picture of the word: blush

## TUESDAY ACTIVITY 2

	<b>READ</b>	Read the  and  words from Tuesday Activity 1.
	<b>WRITE</b>	<p>1. What have I lost? I have lost my _____.</p> <p>2. How will the teacher feel? The teacher will be _____.</p>

## WEDNESDAY ACTIVITY 1

	<b>LOOK &amp; SAY</b>	messages	carry	many	important	ancestors
	<b>SOUND OUT</b>	cake	bake	take	name	
		blame	same	take	bake	
	<b>READ</b>	I will bake a beautiful cake for my mom. I will take the cake to her. I must not drop the beautiful cake when I take it to her.				
	<b>WRITE</b>	<p>1. Who will I bake a cake for? I will bake a cake for my _____.</p> <p>2. What must I not do? I must not _____ the cake.</p>				

## WEDNESDAY ACTIVITY 2





READ

Read the  and  words from Wednesday Activity 1.



WRITE

Write the  words and  words in your dictionary.  
Draw a picture of the word: **cake**

## THURSDAY ACTIVITY 1



LOOK & SAY

messages

carry

many

important

ancestors



SOUND OUT

blush

cake

bloom

bake

blink


same

black

same







READ



The praying mantis would carry many important messages for the ancestors. The ancestors would look at the mantis to see if it would rain.





## THURSDAY ACTIVITY 2

	<b>READ</b>	Read the  and  words from Thursday Activity 1.
	<b>WRITE</b>	Draw a picture of your favourite part of the Big Book story.







## FRIDAY ACTIVITY 1

	<b>READ</b>	Read all the  and  words again.
	<b>READ</b>	Read the story from Thursday Activity 1.






## FRIDAY ACTIVITY 2

	<b>READ</b>	Read all the  and  words again.
	<b>WRITE</b>	Write the sentences in your book. Fix the mistakes. 1. they would look to see if it would rain 2. It wood carry many message 3. would They look the at mantis



#### MONDAY ACTIVITY 1



	<b>LOOK &amp; SAY</b>	messages	carry	many	important	ancestors
	<b>SOUND OUT</b>	crayon	slim	slay	pay	
		slam	play	slip	way	
	<b>READ</b>	I will work hard when I am big. I will work hard so that I can buy many things. I will pay for all the things that I want.				
	<b>WRITE</b>	Write the  and  words in your dictionary.				

#### MONDAY ACTIVITY 2





	<b>READ</b>	Read the  and  words from Monday Activity 1.				
	<b>READ</b>	I have an important message for you. I will carry the message and bring it to you. Will you pay me if I give you the message?				
	<b>WRITE</b>	Draw a picture of the word: pay				

#### TUESDAY ACTIVITY 1





	<b>LOOK &amp; SAY</b>	messages	carry	many	important	ancestors
	<b>SOUND OUT</b>	bleed	bloom	blush	black	
		block	blink	bleed	blush	

	<b>READ</b>	Do you have a black crayon for me? I have lost my black crayon. The teacher will be mad if she knows that I lost my black crayon.
	<b>WRITE</b>	Draw a picture of the word: blush

## TUESDAY ACTIVITY 2

	<b>READ</b>	Read the  and  words from Tuesday Activity 1.
	<b>WRITE</b>	<p>1. What have I lost? I have lost my _____.</p> <p>2. How will the teacher feel? The teacher will be _____.</p>

## WEDNESDAY ACTIVITY 1

	<b>LOOK &amp; SAY</b>	messages	carry	many	important	ancestors
	<b>SOUND OUT</b>	cake	bake	take	name	
		blame	same	take	bake	
	<b>READ</b>	I will bake a beautiful cake for my mom. I will take the cake to her. I must not drop the beautiful cake when I take it to her.				
	<b>WRITE</b>	<p>1. Who will I bake a cake for? I will bake a cake for my _____.</p> <p>2. What must I not do? I must not _____ the cake.</p>				



## WEDNESDAY ACTIVITY 2





READ

Read the  and  words from Wednesday Activity 1.



WRITE

Write the  words and  words in your dictionary.  
Draw a picture of the word: **cake**

## THURSDAY ACTIVITY 1



LOOK & SAY

messages

carry

many

important

ancestors



SOUND OUT

blush

cake

bloom

bake

blink


same

black

same







READ







The praying mantis would carry many important messages for the ancestors. The ancestors would look at the mantis to see if it would rain.





## THURSDAY ACTIVITY 2

	<b>READ</b>	Read the  and  words from Thursday Activity 1.
	<b>WRITE</b>	Draw a picture of your favourite part of the Big Book story.







## FRIDAY ACTIVITY 1

	<b>READ</b>	Read all the  and  words again.
	<b>READ</b>	Read the story from Thursday Activity 1.






## FRIDAY ACTIVITY 2

	<b>READ</b>	Read all the  and  words again.
	<b>WRITE</b>	Write the sentences in your book. Fix the mistakes. 1. they would look to see if it would rain 2. It wood carry many message 3. would They look the at mantis



#### MONDAY ACTIVITY 1



	<b>LOOK &amp; SAY</b>	messages	carry	many	important	ancestors
	<b>SOUND OUT</b>	crayon	slim	slay	pay	
		slam	play	slip	way	
	<b>READ</b>	I will work hard when I am big. I will work hard so that I can buy many things. I will pay for all the things that I want.				
	<b>WRITE</b>	Write the  and  words in your dictionary.				

#### MONDAY ACTIVITY 2





	<b>READ</b>	Read the  and  words from Monday Activity 1.				
	<b>READ</b>	I have an important message for you. I will carry the message and bring it to you. Will you pay me if I give you the message?				
	<b>WRITE</b>	Draw a picture of the word: pay				

#### TUESDAY ACTIVITY 1





	<b>LOOK &amp; SAY</b>	messages	carry	many	important	ancestors
	<b>SOUND OUT</b>	bleed	bloom	blush	black	
		block	blink	bleed	blush	

	<b>READ</b>	Do you have a black crayon for me? I have lost my black crayon. The teacher will be mad if she knows that I lost my black crayon.
	<b>WRITE</b>	Draw a picture of the word: blush







## TUESDAY ACTIVITY 2

	<b>READ</b>	Read the  and  words from Tuesday Activity 1.
	<b>WRITE</b>	<p>1. What have I lost? I have lost my _____.</p> <p>2. How will the teacher feel? The teacher will be _____.</p>



## WEDNESDAY ACTIVITY 1


	<b>LOOK &amp; SAY</b>	messages	carry	many	important	ancestors
	<b>SOUND OUT</b>	cake	bake	take	name	
		blame	same	take	bake	
	<b>READ</b>	I will bake a beautiful cake for my mom. I will take the cake to her. I must not drop the beautiful cake when I take it to her.				
	<b>WRITE</b>	<p>1. Who will I bake a cake for? I will bake a cake for my _____.</p> <p>2. What must I not do? I must not _____ the cake.</p>				

## WEDNESDAY ACTIVITY 2





	<b>READ</b>	Read the  and  words from Wednesday Activity 1.
	<b>WRITE</b>	Write the  words and  words in your dictionary. Draw a picture of the word: <b>cake</b>

## THURSDAY ACTIVITY 1





	<b>LOOK &amp; SAY</b>	messages	carry	many	important	ancestors
	<b>SOUND OUT</b>	blush	cake	bloom	bake	
		blink	same	black	same	

	<b>READ</b>	<div data-bbox="368 891 1528 1697" data-label="Image"> </div> <p data-bbox="368 1783 1497 2069">           The praying mantis would carry many important messages for the ancestors. The ancestors would look at the mantis to see if it would rain.         </p>
--	-------------	---





## THURSDAY ACTIVITY 2

	<b>READ</b>	Read the  and  words from Thursday Activity 1.
	<b>WRITE</b>	Draw a picture of your favourite part of the Big Book story.







## FRIDAY ACTIVITY 1

	<b>READ</b>	Read all the  and  words again.
	<b>READ</b>	Read the story from Thursday Activity 1.






## FRIDAY ACTIVITY 2

	<b>READ</b>	Read all the  and  words again.
	<b>WRITE</b>	Write the sentences in your book. Fix the mistakes. 1. they would look to see if it would rain 2. It wood carry many message 3. would They look the at mantis



#### MONDAY ACTIVITY 1



	<b>LOOK &amp; SAY</b>	messages	carry	many	important	ancestors
	<b>SOUND OUT</b>	crayon	slim	slay	pay	
		slam	play	slip	way	
	<b>READ</b>	I will work hard when I am big. I will work hard so that I can buy many things. I will pay for all the things that I want.				
	<b>WRITE</b>	Write the  and  words in your dictionary.				

#### MONDAY ACTIVITY 2





	<b>READ</b>	Read the  and  words from Monday Activity 1.				
	<b>READ</b>	I have an important message for you. I will carry the message and bring it to you. Will you pay me if I give you the message?				
	<b>WRITE</b>	Draw a picture of the word: pay				

#### TUESDAY ACTIVITY 1





	<b>LOOK &amp; SAY</b>	messages	carry	many	important	ancestors
	<b>SOUND OUT</b>	bleed	bloom	blush	black	
		block	blink	bleed	blush	

	<b>READ</b>	Do you have a black crayon for me? I have lost my black crayon. The teacher will be mad if she knows that I lost my black crayon.
	<b>WRITE</b>	Draw a picture of the word: blush

## TUESDAY ACTIVITY 2

	<b>READ</b>	Read the  and  words from Tuesday Activity 1.
	<b>WRITE</b>	<p>1. What have I lost? I have lost my _____.</p> <p>2. How will the teacher feel? The teacher will be _____.</p>

## WEDNESDAY ACTIVITY 1

	<b>LOOK &amp; SAY</b>	messages	carry	many	important	ancestors
	<b>SOUND OUT</b>	cake	bake	take	name	
		blame	same	take	bake	
	<b>READ</b>	I will bake a beautiful cake for my mom. I will take the cake to her. I must not drop the beautiful cake when I take it to her.				
	<b>WRITE</b>	<p>1. Who will I bake a cake for? I will bake a cake for my _____.</p> <p>2. What must I not do? I must not _____ the cake.</p>				



## WEDNESDAY ACTIVITY 2





READ

Read the  and  words from Wednesday Activity 1.



WRITE

Write the  words and  words in your dictionary.  
Draw a picture of the word: **cake**

## THURSDAY ACTIVITY 1



LOOK & SAY

messages

carry

many

important

ancestors



SOUND OUT

blush

cake

bloom

bake

blink


same

black

same







READ



The praying mantis would carry many important messages for the ancestors. The ancestors would look at the mantis to see if it would rain.





## THURSDAY ACTIVITY 2

	<b>READ</b>	Read the  and  words from Thursday Activity 1.
	<b>WRITE</b>	Draw a picture of your favourite part of the Big Book story.







## FRIDAY ACTIVITY 1

	<b>READ</b>	Read all the  and  words again.
	<b>READ</b>	Read the story from Thursday Activity 1.






## FRIDAY ACTIVITY 2

	<b>READ</b>	Read all the  and  words again.
	<b>WRITE</b>	Write the sentences in your book. Fix the mistakes. 1. they would look to see if it would rain 2. It wood carry many message 3. would They look the at mantis



#### MONDAY ACTIVITY 1



	<b>LOOK &amp; SAY</b>	messages	carry	many	important	ancestors
	<b>SOUND OUT</b>	crayon	slim	slay	pay	
		slam	play	slip	way	
	<b>READ</b>	I will work hard when I am big. I will work hard so that I can buy many things. I will pay for all the things that I want.				
	<b>WRITE</b>	Write the  and  words in your dictionary.				

#### MONDAY ACTIVITY 2





	<b>READ</b>	Read the  and  words from Monday Activity 1.				
	<b>READ</b>	I have an important message for you. I will carry the message and bring it to you. Will you pay me if I give you the message?				
	<b>WRITE</b>	Draw a picture of the word: pay				

#### TUESDAY ACTIVITY 1





	<b>LOOK &amp; SAY</b>	messages	carry	many	important	ancestors
	<b>SOUND OUT</b>	bleed	bloom	blush	black	
		block	blink	bleed	blush	

	<b>READ</b>	Do you have a black crayon for me? I have lost my black crayon. The teacher will be mad if she knows that I lost my black crayon.
	<b>WRITE</b>	Draw a picture of the word: blush







## TUESDAY ACTIVITY 2

	<b>READ</b>	Read the  and  words from Tuesday Activity 1.
	<b>WRITE</b>	<p>1. What have I lost? I have lost my _____.</p> <p>2. How will the teacher feel? The teacher will be _____.</p>



## WEDNESDAY ACTIVITY 1


	<b>LOOK &amp; SAY</b>	messages	carry	many	important	ancestors
	<b>SOUND OUT</b>	cake	bake	take	name	
		blame	same	take	bake	
	<b>READ</b>	I will bake a beautiful cake for my mom. I will take the cake to her. I must not drop the beautiful cake when I take it to her.				
	<b>WRITE</b>	<p>1. Who will I bake a cake for? I will bake a cake for my _____.</p> <p>2. What must I not do? I must not _____ the cake.</p>				

## WEDNESDAY ACTIVITY 2





	<b>READ</b>	Read the  and  words from Wednesday Activity 1.
	<b>WRITE</b>	Write the  words and  words in your dictionary. Draw a picture of the word: <b>cake</b>

## THURSDAY ACTIVITY 1





	<b>LOOK &amp; SAY</b>	messages	carry	many	important	ancestors
	<b>SOUND OUT</b>	blush	cake	bloom	bake	
		blink	same	black	same	

	<b>READ</b>	<div data-bbox="370 891 1524 1697" data-label="Image"> </div> <p data-bbox="370 1780 1497 2072">                     The praying mantis would carry many important messages for the ancestors. The ancestors would look at the mantis to see if it would rain.                 </p>
--	-------------	---





## THURSDAY ACTIVITY 2

	<b>READ</b>	Read the  and  words from Thursday Activity 1.
	<b>WRITE</b>	Draw a picture of your favourite part of the Big Book story.







## FRIDAY ACTIVITY 1

	<b>READ</b>	Read all the  and  words again.
	<b>READ</b>	Read the story from Thursday Activity 1.






## FRIDAY ACTIVITY 2

	<b>READ</b>	Read all the  and  words again.
	<b>WRITE</b>	Write the sentences in your book. Fix the mistakes. 1. they would look to see if it would rain 2. It wood carry many message 3. would They look the at mantis



#### MONDAY ACTIVITY 1



	<b>LOOK &amp; SAY</b>	messages	carry	many	important	ancestors
	<b>SOUND OUT</b>	crayon	slim	slay	pay	
		slam	play	slip	way	
	<b>READ</b>	I will work hard when I am big. I will work hard so that I can buy many things. I will pay for all the things that I want.				
	<b>WRITE</b>	Write the  and  words in your dictionary.				

#### MONDAY ACTIVITY 2





	<b>READ</b>	Read the  and  words from Monday Activity 1.				
	<b>READ</b>	I have an important message for you. I will carry the message and bring it to you. Will you pay me if I give you the message?				
	<b>WRITE</b>	Draw a picture of the word: pay				

#### TUESDAY ACTIVITY 1





	<b>LOOK &amp; SAY</b>	messages	carry	many	important	ancestors
	<b>SOUND OUT</b>	bleed	bloom	blush	black	
		block	blink	bleed	blush	

	<b>READ</b>	Do you have a black crayon for me? I have lost my black crayon. The teacher will be mad if she knows that I lost my black crayon.
	<b>WRITE</b>	Draw a picture of the word: blush

## TUESDAY ACTIVITY 2







	<b>READ</b>	Read the  and  words from Tuesday Activity 1.
	<b>WRITE</b>	<p>1. What have I lost? I have lost my _____.</p> <p>2. How will the teacher feel? The teacher will be _____.</p>

## WEDNESDAY ACTIVITY 1



	<b>LOOK &amp; SAY</b>	messages	carry	many	important	ancestors
	<b>SOUND OUT</b>	cake	bake	take	name	
		blame	same	take	bake	
	<b>READ</b>	I will bake a beautiful cake for my mom. I will take the cake to her. I must not drop the beautiful cake when I take it to her.				
	<b>WRITE</b>	<p>1. Who will I bake a cake for? I will bake a cake for my _____.</p> <p>2. What must I not do? I must not _____ the cake.</p>				




## WEDNESDAY ACTIVITY 2





	<b>READ</b>	Read the  and  words from Wednesday Activity 1.
	<b>WRITE</b>	Write the  words and  words in your dictionary. Draw a picture of the word: <b>cake</b>

## THURSDAY ACTIVITY 1





	<b>LOOK &amp; SAY</b>	messages	carry	many	important	ancestors
	<b>SOUND OUT</b>	blush	cake	bloom	bake	
		blink	same	black	same	

	<b>READ</b>	<div data-bbox="368 891 1540 1697" data-label="Image"> </div> <p data-bbox="368 1780 1508 2072">           The praying mantis would carry many important messages for the ancestors. The ancestors would look at the mantis to see if it would rain.         </p>
--	-------------	---





## THURSDAY ACTIVITY 2

	<b>READ</b>	Read the  and  words from Thursday Activity 1.
	<b>WRITE</b>	Draw a picture of your favourite part of the Big Book story.







## FRIDAY ACTIVITY 1

	<b>READ</b>	Read all the  and  words again.
	<b>READ</b>	Read the story from Thursday Activity 1.






## FRIDAY ACTIVITY 2

	<b>READ</b>	Read all the  and  words again.
	<b>WRITE</b>	Write the sentences in your book. Fix the mistakes. 1. they would look to see if it would rain 2. It wood carry many message 3. would They look the at mantis



#### MONDAY ACTIVITY 1



	<b>LOOK &amp; SAY</b>	messages	carry	many	important	ancestors
	<b>SOUND OUT</b>	crayon	slim	slay	pay	
		slam	play	slip	way	
	<b>READ</b>	I will work hard when I am big. I will work hard so that I can buy many things. I will pay for all the things that I want.				
	<b>WRITE</b>	Write the  and  words in your dictionary.				

#### MONDAY ACTIVITY 2





	<b>READ</b>	Read the  and  words from Monday Activity 1.				
	<b>READ</b>	I have an important message for you. I will carry the message and bring it to you. Will you pay me if I give you the message?				
	<b>WRITE</b>	Draw a picture of the word: pay				

#### TUESDAY ACTIVITY 1





	<b>LOOK &amp; SAY</b>	messages	carry	many	important	ancestors
	<b>SOUND OUT</b>	bleed	bloom	blush	black	
		block	blink	bleed	blush	

	<b>READ</b>	Do you have a black crayon for me? I have lost my black crayon. The teacher will be mad if she knows that I lost my black crayon.
	<b>WRITE</b>	Draw a picture of the word: blush







## TUESDAY ACTIVITY 2

	<b>READ</b>	Read the  and  words from Tuesday Activity 1.
	<b>WRITE</b>	<p>1. What have I lost? I have lost my _____.</p> <p>2. How will the teacher feel? The teacher will be _____.</p>



## WEDNESDAY ACTIVITY 1


	<b>LOOK &amp; SAY</b>	messages	carry	many	important	ancestors
	<b>SOUND OUT</b>	cake	bake	take	name	
		blame	same	take	bake	
	<b>READ</b>	I will bake a beautiful cake for my mom. I will take the cake to her. I must not drop the beautiful cake when I take it to her.				
	<b>WRITE</b>	<p>1. Who will I bake a cake for? I will bake a cake for my _____.</p> <p>2. What must I not do? I must not _____ the cake.</p>				

## WEDNESDAY ACTIVITY 2





	<b>READ</b>	Read the  and  words from Wednesday Activity 1.
	<b>WRITE</b>	Write the  words and  words in your dictionary. Draw a picture of the word: <b>cake</b>

## THURSDAY ACTIVITY 1

	<b>LOOK &amp; SAY</b>	messages	carry	many	important	ancestors
	<b>SOUND OUT</b>	blush	cake	bloom	bake	
		blink	same	black	same	

	<b>READ</b>	<div data-bbox="368 891 1528 1697" data-label="Image"> </div> <p data-bbox="368 1780 1497 2072">                     The praying mantis would carry many important messages for the ancestors. The ancestors would look at the mantis to see if it would rain.                 </p>
--	-------------	---





## THURSDAY ACTIVITY 2

	<b>READ</b>	Read the  and  words from Thursday Activity 1.
	<b>WRITE</b>	Draw a picture of your favourite part of the Big Book story.







## FRIDAY ACTIVITY 1

	<b>READ</b>	Read all the  and  words again.
	<b>READ</b>	Read the story from Thursday Activity 1.






## FRIDAY ACTIVITY 2

	<b>READ</b>	Read all the  and  words again.
	<b>WRITE</b>	Write the sentences in your book. Fix the mistakes. 1. they would look to see if it would rain 2. It wood carry many message 3. would They look the at mantis



#### MONDAY ACTIVITY 1



	<b>LOOK &amp; SAY</b>	messages	carry	many	important	ancestors
	<b>SOUND OUT</b>	crayon	slim	slay	pay	
		slam	play	slip	way	
	<b>READ</b>	I will work hard when I am big. I will work hard so that I can buy many things. I will pay for all the things that I want.				
	<b>WRITE</b>	Write the  and  words in your dictionary.				

#### MONDAY ACTIVITY 2





	<b>READ</b>	Read the  and  words from Monday Activity 1.				
	<b>READ</b>	I have an important message for you. I will carry the message and bring it to you. Will you pay me if I give you the message?				
	<b>WRITE</b>	Draw a picture of the word: pay				

#### TUESDAY ACTIVITY 1





	<b>LOOK &amp; SAY</b>	messages	carry	many	important	ancestors
	<b>SOUND OUT</b>	bleed	bloom	blush	black	
		block	blink	bleed	blush	

	<b>READ</b>	Do you have a black crayon for me? I have lost my black crayon. The teacher will be mad if she knows that I lost my black crayon.
	<b>WRITE</b>	Draw a picture of the word: blush

## TUESDAY ACTIVITY 2







	<b>READ</b>	Read the  and  words from Tuesday Activity 1.
	<b>WRITE</b>	<p>1. What have I lost? I have lost my _____.</p> <p>2. How will the teacher feel? The teacher will be _____.</p>

## WEDNESDAY ACTIVITY 1



	<b>LOOK &amp; SAY</b>	messages	carry	many	important	ancestors
	<b>SOUND OUT</b>	cake	bake	take	name	
		blame	same	take	bake	
	<b>READ</b>	I will bake a beautiful cake for my mom. I will take the cake to her. I must not drop the beautiful cake when I take it to her.				
	<b>WRITE</b>	<p>1. Who will I bake a cake for? I will bake a cake for my _____.</p> <p>2. What must I not do? I must not _____ the cake.</p>				




## WEDNESDAY ACTIVITY 2





	<b>READ</b>	Read the  and  words from Wednesday Activity 1.
	<b>WRITE</b>	Write the  words and  words in your dictionary. Draw a picture of the word: <b>cake</b>

## THURSDAY ACTIVITY 1





	<b>LOOK &amp; SAY</b>	messages	carry	many	important	ancestors
	<b>SOUND OUT</b>	blush	cake	bloom	bake	
		blink	same	black	same	

	<b>READ</b>	<div data-bbox="370 891 1528 1697" data-label="Image"> </div> <p data-bbox="370 1780 1497 2072">           The praying mantis would carry many important messages for the ancestors. The ancestors would look at the mantis to see if it would rain.         </p>
--	-------------	---





## THURSDAY ACTIVITY 2

	<b>READ</b>	Read the  and  words from Thursday Activity 1.
	<b>WRITE</b>	Draw a picture of your favourite part of the Big Book story.







## FRIDAY ACTIVITY 1

	<b>READ</b>	Read all the  and  words again.
	<b>READ</b>	Read the story from Thursday Activity 1.






## FRIDAY ACTIVITY 2

	<b>READ</b>	Read all the  and  words again.
	<b>WRITE</b>	Write the sentences in your book. Fix the mistakes. 1. they would look to see if it would rain 2. It wood carry many message 3. would They look the at mantis



#### MONDAY ACTIVITY 1



	<b>LOOK &amp; SAY</b>	messages	carry	many	important	ancestors
	<b>SOUND OUT</b>	crayon	slim	slay	pay	
		slam	play	slip	way	
	<b>READ</b>	I will work hard when I am big. I will work hard so that I can buy many things. I will pay for all the things that I want.				
	<b>WRITE</b>	Write the  and  words in your dictionary.				

#### MONDAY ACTIVITY 2





	<b>READ</b>	Read the  and  words from Monday Activity 1.				
	<b>READ</b>	I have an important message for you. I will carry the message and bring it to you. Will you pay me if I give you the message?				
	<b>WRITE</b>	Draw a picture of the word: pay				

#### TUESDAY ACTIVITY 1





	<b>LOOK &amp; SAY</b>	messages	carry	many	important	ancestors
	<b>SOUND OUT</b>	bleed	bloom	blush	black	
		block	blink	bleed	blush	

	<b>READ</b>	Do you have a black crayon for me? I have lost my black crayon. The teacher will be mad if she knows that I lost my black crayon.
	<b>WRITE</b>	Draw a picture of the word: blush







## TUESDAY ACTIVITY 2

	<b>READ</b>	Read the  and  words from Tuesday Activity 1.
	<b>WRITE</b>	<p>1. What have I lost? I have lost my _____.</p> <p>2. How will the teacher feel? The teacher will be _____.</p>



## WEDNESDAY ACTIVITY 1


	<b>LOOK &amp; SAY</b>	messages	carry	many	important	ancestors
	<b>SOUND OUT</b>	cake	bake	take	name	
		blame	same	take	bake	
	<b>READ</b>	I will bake a beautiful cake for my mom. I will take the cake to her. I must not drop the beautiful cake when I take it to her.				
	<b>WRITE</b>	<p>1. Who will I bake a cake for? I will bake a cake for my _____.</p> <p>2. What must I not do? I must not _____ the cake.</p>				

## WEDNESDAY ACTIVITY 2





	<b>READ</b>	Read the  and  words from Wednesday Activity 1.
	<b>WRITE</b>	Write the  words and  words in your dictionary. Draw a picture of the word: <b>cake</b>

## THURSDAY ACTIVITY 1

	<b>LOOK &amp; SAY</b>	messages	carry	many	important	ancestors
	<b>SOUND OUT</b>	blush	cake	bloom	bake	
		blink	same	black	same	

	<b>READ</b>	<div data-bbox="368 891 1528 1697" data-label="Image"> </div> <p data-bbox="368 1783 1497 2069">           The praying mantis would carry many important messages for the ancestors. The ancestors would look at the mantis to see if it would rain.         </p>
--	-------------	---





## THURSDAY ACTIVITY 2

	<b>READ</b>	Read the  and  words from Thursday Activity 1.
	<b>WRITE</b>	Draw a picture of your favourite part of the Big Book story.







## FRIDAY ACTIVITY 1

	<b>READ</b>	Read all the  and  words again.
	<b>READ</b>	Read the story from Thursday Activity 1.






## FRIDAY ACTIVITY 2

	<b>READ</b>	Read all the  and  words again.
	<b>WRITE</b>	Write the sentences in your book. Fix the mistakes. 1. they would look to see if it would rain 2. It wood carry many message 3. would They look the at mantis



#### MONDAY ACTIVITY 1



	<b>LOOK &amp; SAY</b>	messages	carry	many	important	ancestors
	<b>SOUND OUT</b>	crayon	slim	slay	pay	
		slam	play	slip	way	
	<b>READ</b>	I will work hard when I am big. I will work hard so that I can buy many things. I will pay for all the things that I want.				
	<b>WRITE</b>	Write the  and  words in your dictionary.				

#### MONDAY ACTIVITY 2





	<b>READ</b>	Read the  and  words from Monday Activity 1.				
	<b>READ</b>	I have an important message for you. I will carry the message and bring it to you. Will you pay me if I give you the message?				
	<b>WRITE</b>	Draw a picture of the word: pay				

#### TUESDAY ACTIVITY 1





	<b>LOOK &amp; SAY</b>	messages	carry	many	important	ancestors
	<b>SOUND OUT</b>	bleed	bloom	blush	black	
		block	blink	bleed	blush	

	<b>READ</b>	Do you have a black crayon for me? I have lost my black crayon. The teacher will be mad if she knows that I lost my black crayon.
	<b>WRITE</b>	Draw a picture of the word: blush

## TUESDAY ACTIVITY 2







	<b>READ</b>	Read the  and  words from Tuesday Activity 1.
	<b>WRITE</b>	<p>1. What have I lost? I have lost my _____.</p> <p>2. How will the teacher feel? The teacher will be _____.</p>

## WEDNESDAY ACTIVITY 1



	<b>LOOK &amp; SAY</b>	messages	carry	many	important	ancestors
	<b>SOUND OUT</b>	cake	bake	take	name	
		blame	same	take	bake	
	<b>READ</b>	I will bake a beautiful cake for my mom. I will take the cake to her. I must not drop the beautiful cake when I take it to her.				
	<b>WRITE</b>	<p>1. Who will I bake a cake for? I will bake a cake for my _____.</p> <p>2. What must I not do? I must not _____ the cake.</p>				




## WEDNESDAY ACTIVITY 2





	<b>READ</b>	Read the  and  words from Wednesday Activity 1.
	<b>WRITE</b>	Write the  words and  words in your dictionary. Draw a picture of the word: <b>cake</b>

## THURSDAY ACTIVITY 1

	<b>LOOK &amp; SAY</b>	messages	carry	many	important	ancestors
	<b>SOUND OUT</b>	blush	cake	bloom	bake	
		blink	same	black	same	

	<b>READ</b>	<div data-bbox="370 891 1528 1697" data-label="Image"> </div> <p data-bbox="370 1780 1497 2072">           The praying mantis would carry many important messages for the ancestors. The ancestors would look at the mantis to see if it would rain.         </p>
--	-------------	---





## THURSDAY ACTIVITY 2

	<b>READ</b>	Read the  and  words from Thursday Activity 1.
	<b>WRITE</b>	Draw a picture of your favourite part of the Big Book story.







## FRIDAY ACTIVITY 1

	<b>READ</b>	Read all the  and  words again.
	<b>READ</b>	Read the story from Thursday Activity 1.






## FRIDAY ACTIVITY 2

	<b>READ</b>	Read all the  and  words again.
	<b>WRITE</b>	Write the sentences in your book. Fix the mistakes. 1. they would look to see if it would rain 2. It wood carry many message 3. would They look the at mantis



#### MONDAY ACTIVITY 1



	<b>LOOK &amp; SAY</b>	messages	carry	many	important	ancestors
	<b>SOUND OUT</b>	crayon	slim	slay	pay	
		slam	play	slip	way	
	<b>READ</b>	I will work hard when I am big. I will work hard so that I can buy many things. I will pay for all the things that I want.				
	<b>WRITE</b>	Write the  and  words in your dictionary.				

#### MONDAY ACTIVITY 2





	<b>READ</b>	Read the  and  words from Monday Activity 1.				
	<b>READ</b>	I have an important message for you. I will carry the message and bring it to you. Will you pay me if I give you the message?				
	<b>WRITE</b>	Draw a picture of the word: pay				

#### TUESDAY ACTIVITY 1





	<b>LOOK &amp; SAY</b>	messages	carry	many	important	ancestors
	<b>SOUND OUT</b>	bleed	bloom	blush	black	
		block	blink	bleed	blush	

	<b>READ</b>	Do you have a black crayon for me? I have lost my black crayon. The teacher will be mad if she knows that I lost my black crayon.
	<b>WRITE</b>	Draw a picture of the word: blush







## TUESDAY ACTIVITY 2

	<b>READ</b>	Read the  and  words from Tuesday Activity 1.
	<b>WRITE</b>	<p>1. What have I lost? I have lost my _____.</p> <p>2. How will the teacher feel? The teacher will be _____.</p>



## WEDNESDAY ACTIVITY 1



	<b>LOOK &amp; SAY</b>	messages	carry	many	important	ancestors
	<b>SOUND OUT</b>	cake	bake	take	name	
		blame	same	take	bake	
	<b>READ</b>	I will bake a beautiful cake for my mom. I will take the cake to her. I must not drop the beautiful cake when I take it to her.				
	<b>WRITE</b>	<p>1. Who will I bake a cake for? I will bake a cake for my _____.</p> <p>2. What must I not do? I must not _____ the cake.</p>				

## WEDNESDAY ACTIVITY 2





	<b>READ</b>	Read the  and  words from Wednesday Activity 1.
	<b>WRITE</b>	Write the  words and  words in your dictionary. Draw a picture of the word: <b>cake</b>

## THURSDAY ACTIVITY 1

	<b>LOOK &amp; SAY</b>	messages	carry	many	important	ancestors
	<b>SOUND OUT</b>	blush	cake	bloom	bake	
		blink	same	black	same	

	<b>READ</b>	<div data-bbox="368 891 1528 1697" data-label="Image">  </div> <p data-bbox="368 1780 1497 2072">           The praying mantis would carry many important messages for the ancestors. The ancestors would look at the mantis to see if it would rain.         </p>
--	-------------	---





## THURSDAY ACTIVITY 2

	<b>READ</b>	Read the  and  words from Thursday Activity 1.
	<b>WRITE</b>	Draw a picture of your favourite part of the Big Book story.







## FRIDAY ACTIVITY 1

	<b>READ</b>	Read all the  and  words again.
	<b>READ</b>	Read the story from Thursday Activity 1.






## FRIDAY ACTIVITY 2

	<b>READ</b>	Read all the  and  words again.
	<b>WRITE</b>	Write the sentences in your book. Fix the mistakes. 1. they would look to see if it would rain 2. It wood carry many message 3. would They look the at mantis



#### MONDAY ACTIVITY 1



	<b>LOOK &amp; SAY</b>	messages	carry	many	important	ancestors
	<b>SOUND OUT</b>	crayon	slim	slay	pay	
		slam	play	slip	way	
	<b>READ</b>	I will work hard when I am big. I will work hard so that I can buy many things. I will pay for all the things that I want.				
	<b>WRITE</b>	Write the  and  words in your dictionary.				

#### MONDAY ACTIVITY 2





	<b>READ</b>	Read the  and  words from Monday Activity 1.				
	<b>READ</b>	I have an important message for you. I will carry the message and bring it to you. Will you pay me if I give you the message?				
	<b>WRITE</b>	Draw a picture of the word: pay				

#### TUESDAY ACTIVITY 1





	<b>LOOK &amp; SAY</b>	messages	carry	many	important	ancestors
	<b>SOUND OUT</b>	bleed	bloom	blush	black	
		block	blink	bleed	blush	

	<b>READ</b>	Do you have a black crayon for me? I have lost my black crayon. The teacher will be mad if she knows that I lost my black crayon.
	<b>WRITE</b>	Draw a picture of the word: blush

## TUESDAY ACTIVITY 2

	<b>READ</b>	Read the  and  words from Tuesday Activity 1.
	<b>WRITE</b>	<p>1. What have I lost? I have lost my _____.</p> <p>2. How will the teacher feel? The teacher will be _____.</p>

## WEDNESDAY ACTIVITY 1

	<b>LOOK &amp; SAY</b>	messages	carry	many	important	ancestors
	<b>SOUND OUT</b>	cake	bake	take	name	
		blame	same	take	bake	
	<b>READ</b>	I will bake a beautiful cake for my mom. I will take the cake to her. I must not drop the beautiful cake when I take it to her.				
	<b>WRITE</b>	<p>1. Who will I bake a cake for? I will bake a cake for my _____.</p> <p>2. What must I not do? I must not _____ the cake.</p>				



## WEDNESDAY ACTIVITY 2





READ

Read the  and  words from Wednesday Activity 1.



WRITE

Write the  words and  words in your dictionary.  
Draw a picture of the word: **cake**

## THURSDAY ACTIVITY 1



LOOK & SAY

messages

carry

many

important

ancestors



SOUND OUT

blush

cake

bloom

bake

blink


same

black

same







READ







The praying mantis would carry many important messages for the ancestors. The ancestors would look at the mantis to see if it would rain.





## THURSDAY ACTIVITY 2

	<b>READ</b>	Read the  and  words from Thursday Activity 1.
	<b>WRITE</b>	Draw a picture of your favourite part of the Big Book story.







## FRIDAY ACTIVITY 1

	<b>READ</b>	Read all the  and  words again.
	<b>READ</b>	Read the story from Thursday Activity 1.






## FRIDAY ACTIVITY 2

	<b>READ</b>	Read all the  and  words again.
	<b>WRITE</b>	Write the sentences in your book. Fix the mistakes. 1. they would look to see if it would rain 2. It wood carry many message 3. would They look the at mantis



#### MONDAY ACTIVITY 1



	<b>LOOK &amp; SAY</b>	messages	carry	many	important	ancestors
	<b>SOUND OUT</b>	crayon	slim	slay	pay	
		slam	play	slip	way	
	<b>READ</b>	I will work hard when I am big. I will work hard so that I can buy many things. I will pay for all the things that I want.				
	<b>WRITE</b>	Write the  and  words in your dictionary.				

#### MONDAY ACTIVITY 2





	<b>READ</b>	Read the  and  words from Monday Activity 1.				
	<b>READ</b>	I have an important message for you. I will carry the message and bring it to you. Will you pay me if I give you the message?				
	<b>WRITE</b>	Draw a picture of the word: pay				

#### TUESDAY ACTIVITY 1





	<b>LOOK &amp; SAY</b>	messages	carry	many	important	ancestors
	<b>SOUND OUT</b>	bleed	bloom	blush	black	
		block	blink	bleed	blush	

	<b>READ</b>	Do you have a black crayon for me? I have lost my black crayon. The teacher will be mad if she knows that I lost my black crayon.
	<b>WRITE</b>	Draw a picture of the word: blush

## TUESDAY ACTIVITY 2

	<b>READ</b>	Read the  and  words from Tuesday Activity 1.
	<b>WRITE</b>	<p>1. What have I lost? I have lost my _____.</p> <p>2. How will the teacher feel? The teacher will be _____.</p>

## WEDNESDAY ACTIVITY 1

	<b>LOOK &amp; SAY</b>	messages	carry	many	important	ancestors
	<b>SOUND OUT</b>	cake	bake	take	name	
		blame	same	take	bake	
	<b>READ</b>	I will bake a beautiful cake for my mom. I will take the cake to her. I must not drop the beautiful cake when I take it to her.				
	<b>WRITE</b>	<p>1. Who will I bake a cake for? I will bake a cake for my _____.</p> <p>2. What must I not do? I must not _____ the cake.</p>				

## WEDNESDAY ACTIVITY 2





READ

Read the  and  words from Wednesday Activity 1.



WRITE

Write the  words and  words in your dictionary.  
Draw a picture of the word: **cake**

## THURSDAY ACTIVITY 1



LOOK & SAY

messages

carry

many

important

ancestors



SOUND OUT

blush

cake

bloom

bake

blink


same

black

same







READ



The praying mantis would carry many important messages for the ancestors. The ancestors would look at the mantis to see if it would rain.





## THURSDAY ACTIVITY 2

	<b>READ</b>	Read the  and  words from Thursday Activity 1.
	<b>WRITE</b>	Draw a picture of your favourite part of the Big Book story.







## FRIDAY ACTIVITY 1

	<b>READ</b>	Read all the  and  words again.
	<b>READ</b>	Read the story from Thursday Activity 1.






## FRIDAY ACTIVITY 2

	<b>READ</b>	Read all the  and  words again.
	<b>WRITE</b>	Write the sentences in your book. Fix the mistakes. 1. they would look to see if it would rain 2. It wood carry many message 3. would They look the at mantis



#### MONDAY ACTIVITY 1



	<b>LOOK &amp; SAY</b>	messages	carry	many	important	ancestors
	<b>SOUND OUT</b>	crayon	slim	slay	pay	
		slam	play	slip	way	
	<b>READ</b>	I will work hard when I am big. I will work hard so that I can buy many things. I will pay for all the things that I want.				
	<b>WRITE</b>	Write the  and  words in your dictionary.				

#### MONDAY ACTIVITY 2





	<b>READ</b>	Read the  and  words from Monday Activity 1.				
	<b>READ</b>	I have an important message for you. I will carry the message and bring it to you. Will you pay me if I give you the message?				
	<b>WRITE</b>	Draw a picture of the word: pay				

#### TUESDAY ACTIVITY 1





	<b>LOOK &amp; SAY</b>	messages	carry	many	important	ancestors
	<b>SOUND OUT</b>	bleed	bloom	blush	black	
		block	blink	bleed	blush	

	<b>READ</b>	Do you have a black crayon for me? I have lost my black crayon. The teacher will be mad if she knows that I lost my black crayon.
	<b>WRITE</b>	Draw a picture of the word: blush

## TUESDAY ACTIVITY 2







	<b>READ</b>	Read the  and  words from Tuesday Activity 1.
	<b>WRITE</b>	<p>1. What have I lost? I have lost my _____.</p> <p>2. How will the teacher feel? The teacher will be _____.</p>

## WEDNESDAY ACTIVITY 1



	<b>LOOK &amp; SAY</b>	messages	carry	many	important	ancestors
	<b>SOUND OUT</b>	cake	bake	take	name	
		blame	same	take	bake	
	<b>READ</b>	I will bake a beautiful cake for my mom. I will take the cake to her. I must not drop the beautiful cake when I take it to her.				
	<b>WRITE</b>	<p>1. Who will I bake a cake for? I will bake a cake for my _____.</p> <p>2. What must I not do? I must not _____ the cake.</p>				




## WEDNESDAY ACTIVITY 2





	<b>READ</b>	Read the  and  words from Wednesday Activity 1.
	<b>WRITE</b>	Write the  words and  words in your dictionary. Draw a picture of the word: <b>cake</b>

## THURSDAY ACTIVITY 1

	<b>LOOK &amp; SAY</b>	messages	carry	many	important	ancestors
	<b>SOUND OUT</b>	blush	cake	bloom	bake	
		blink	same	black	same	

	<b>READ</b>	<div data-bbox="370 891 1528 1697" data-label="Image"> </div> <p data-bbox="370 1780 1497 2072">           The praying mantis would carry many important messages for the ancestors. The ancestors would look at the mantis to see if it would rain.         </p>
--	-------------	---





## THURSDAY ACTIVITY 2

	<b>READ</b>	Read the  and  words from Thursday Activity 1.
	<b>WRITE</b>	Draw a picture of your favourite part of the Big Book story.







## FRIDAY ACTIVITY 1

	<b>READ</b>	Read all the  and  words again.
	<b>READ</b>	Read the story from Thursday Activity 1.






## FRIDAY ACTIVITY 2

	<b>READ</b>	Read all the  and  words again.
	<b>WRITE</b>	Write the sentences in your book. Fix the mistakes. 1. they would look to see if it would rain 2. It wood carry many message 3. would They look the at mantis



#### MONDAY ACTIVITY 1



	<b>LOOK &amp; SAY</b>	messages	carry	many	important	ancestors
	<b>SOUND OUT</b>	crayon	slim	slay	pay	
		slam	play	slip	way	
	<b>READ</b>	I will work hard when I am big. I will work hard so that I can buy many things. I will pay for all the things that I want.				
	<b>WRITE</b>	Write the  and  words in your dictionary.				

#### MONDAY ACTIVITY 2





	<b>READ</b>	Read the  and  words from Monday Activity 1.				
	<b>READ</b>	I have an important message for you. I will carry the message and bring it to you. Will you pay me if I give you the message?				
	<b>WRITE</b>	Draw a picture of the word: pay				

#### TUESDAY ACTIVITY 1





	<b>LOOK &amp; SAY</b>	messages	carry	many	important	ancestors
	<b>SOUND OUT</b>	bleed	bloom	blush	black	
		block	blink	bleed	blush	

	<b>READ</b>	Do you have a black crayon for me? I have lost my black crayon. The teacher will be mad if she knows that I lost my black crayon.
	<b>WRITE</b>	Draw a picture of the word: blush

## TUESDAY ACTIVITY 2

	<b>READ</b>	Read the  and  words from Tuesday Activity 1.
	<b>WRITE</b>	<p>1. What have I lost? I have lost my _____.</p> <p>2. How will the teacher feel? The teacher will be _____.</p>

## WEDNESDAY ACTIVITY 1

	<b>LOOK &amp; SAY</b>	messages	carry	many	important	ancestors
	<b>SOUND OUT</b>	cake	bake	take	name	
		blame	same	take	bake	
	<b>READ</b>	I will bake a beautiful cake for my mom. I will take the cake to her. I must not drop the beautiful cake when I take it to her.				
	<b>WRITE</b>	<p>1. Who will I bake a cake for? I will bake a cake for my _____.</p> <p>2. What must I not do? I must not _____ the cake.</p>				

## WEDNESDAY ACTIVITY 2





READ

Read the  and  words from Wednesday Activity 1.



WRITE

Write the  words and  words in your dictionary.  
Draw a picture of the word: **cake**

## THURSDAY ACTIVITY 1



LOOK & SAY

messages

carry

many

important

ancestors



SOUND OUT

blush

cake

bloom

bake

blink


same

black

same







READ







The praying mantis would carry many important messages for the ancestors. The ancestors would look at the mantis to see if it would rain.





## THURSDAY ACTIVITY 2

	<b>READ</b>	Read the  and  words from Thursday Activity 1.
	<b>WRITE</b>	Draw a picture of your favourite part of the Big Book story.







## FRIDAY ACTIVITY 1

	<b>READ</b>	Read all the  and  words again.
	<b>READ</b>	Read the story from Thursday Activity 1.






## FRIDAY ACTIVITY 2

	<b>READ</b>	Read all the  and  words again.
	<b>WRITE</b>	Write the sentences in your book. Fix the mistakes. 1. they would look to see if it would rain 2. It wood carry many message 3. would They look the at mantis



#### MONDAY ACTIVITY 1



	<b>LOOK &amp; SAY</b>	messages	carry	many	important	ancestors
	<b>SOUND OUT</b>	crayon	slim	slay	pay	
		slam	play	slip	way	
	<b>READ</b>	I will work hard when I am big. I will work hard so that I can buy many things. I will pay for all the things that I want.				
	<b>WRITE</b>	Write the  and  words in your dictionary.				

#### MONDAY ACTIVITY 2





	<b>READ</b>	Read the  and  words from Monday Activity 1.				
	<b>READ</b>	I have an important message for you. I will carry the message and bring it to you. Will you pay me if I give you the message?				
	<b>WRITE</b>	Draw a picture of the word: pay				

#### TUESDAY ACTIVITY 1





	<b>LOOK &amp; SAY</b>	messages	carry	many	important	ancestors
	<b>SOUND OUT</b>	bleed	bloom	blush	black	
		block	blink	bleed	blush	

	<b>READ</b>	Do you have a black crayon for me? I have lost my black crayon. The teacher will be mad if she knows that I lost my black crayon.
	<b>WRITE</b>	Draw a picture of the word: blush

## TUESDAY ACTIVITY 2







	<b>READ</b>	Read the  and  words from Tuesday Activity 1.
	<b>WRITE</b>	<p>1. What have I lost? I have lost my _____.</p> <p>2. How will the teacher feel? The teacher will be _____.</p>

## WEDNESDAY ACTIVITY 1



	<b>LOOK &amp; SAY</b>	messages	carry	many	important	ancestors
	<b>SOUND OUT</b>	cake	bake	take	name	
		blame	same	take	bake	
	<b>READ</b>	I will bake a beautiful cake for my mom. I will take the cake to her. I must not drop the beautiful cake when I take it to her.				
	<b>WRITE</b>	<p>1. Who will I bake a cake for? I will bake a cake for my _____.</p> <p>2. What must I not do? I must not _____ the cake.</p>				




## WEDNESDAY ACTIVITY 2





	<b>READ</b>	Read the  and  words from Wednesday Activity 1.
	<b>WRITE</b>	Write the  words and  words in your dictionary. Draw a picture of the word: <b>cake</b>

## THURSDAY ACTIVITY 1

	<b>LOOK &amp; SAY</b>	messages	carry	many	important	ancestors
	<b>SOUND OUT</b>	blush	cake	bloom	bake	
		blink	same	black	same	

	<b>READ</b>	<div data-bbox="370 891 1528 1697" data-label="Image"> </div> <p data-bbox="370 1780 1497 2072">           The praying mantis would carry many important messages for the ancestors. The ancestors would look at the mantis to see if it would rain.         </p>
--	-------------	---





## THURSDAY ACTIVITY 2

	<b>READ</b>	Read the  and  words from Thursday Activity 1.
	<b>WRITE</b>	Draw a picture of your favourite part of the Big Book story.







## FRIDAY ACTIVITY 1

	<b>READ</b>	Read all the  and  words again.
	<b>READ</b>	Read the story from Thursday Activity 1.






## FRIDAY ACTIVITY 2

	<b>READ</b>	Read all the  and  words again.
	<b>WRITE</b>	Write the sentences in your book. Fix the mistakes. 1. they would look to see if it would rain 2. It wood carry many message 3. would They look the at mantis



#### MONDAY ACTIVITY 1



	<b>LOOK &amp; SAY</b>	messages	carry	many	important	ancestors
	<b>SOUND OUT</b>	crayon	slim	slay	pay	
		slam	play	slip	way	
	<b>READ</b>	I will work hard when I am big. I will work hard so that I can buy many things. I will pay for all the things that I want.				
	<b>WRITE</b>	Write the  and  words in your dictionary.				

#### MONDAY ACTIVITY 2





	<b>READ</b>	Read the  and  words from Monday Activity 1.				
	<b>READ</b>	I have an important message for you. I will carry the message and bring it to you. Will you pay me if I give you the message?				
	<b>WRITE</b>	Draw a picture of the word: pay				

#### TUESDAY ACTIVITY 1





	<b>LOOK &amp; SAY</b>	messages	carry	many	important	ancestors
	<b>SOUND OUT</b>	bleed	bloom	blush	black	
		block	blink	bleed	blush	

	<b>READ</b>	Do you have a black crayon for me? I have lost my black crayon. The teacher will be mad if she knows that I lost my black crayon.
	<b>WRITE</b>	Draw a picture of the word: blush

## TUESDAY ACTIVITY 2

	<b>READ</b>	Read the  and  words from Tuesday Activity 1.
	<b>WRITE</b>	<p>1. What have I lost? I have lost my _____.</p> <p>2. How will the teacher feel? The teacher will be _____.</p>

## WEDNESDAY ACTIVITY 1

	<b>LOOK &amp; SAY</b>	messages	carry	many	important	ancestors
	<b>SOUND OUT</b>	cake	bake	take	name	
		blame	same	take	bake	
	<b>READ</b>	I will bake a beautiful cake for my mom. I will take the cake to her. I must not drop the beautiful cake when I take it to her.				
	<b>WRITE</b>	<p>1. Who will I bake a cake for? I will bake a cake for my _____.</p> <p>2. What must I not do? I must not _____ the cake.</p>				

## WEDNESDAY ACTIVITY 2





READ

Read the  and  words from Wednesday Activity 1.



WRITE

Write the  words and  words in your dictionary.  
Draw a picture of the word: **cake**

## THURSDAY ACTIVITY 1



LOOK & SAY

messages

carry

many

important

ancestors



SOUND OUT

blush

cake

bloom

bake

blink


same

black

same







READ



The praying mantis would carry many important messages for the ancestors. The ancestors would look at the mantis to see if it would rain.





## THURSDAY ACTIVITY 2

	<b>READ</b>	Read the  and  words from Thursday Activity 1.
	<b>WRITE</b>	Draw a picture of your favourite part of the Big Book story.







## FRIDAY ACTIVITY 1

	<b>READ</b>	Read all the  and  words again.
	<b>READ</b>	Read the story from Thursday Activity 1.






## FRIDAY ACTIVITY 2

	<b>READ</b>	Read all the  and  words again.
	<b>WRITE</b>	Write the sentences in your book. Fix the mistakes. 1. they would look to see if it would rain 2. It wood carry many message 3. would They look the at mantis



#### MONDAY ACTIVITY 1



	<b>LOOK &amp; SAY</b>	messages	carry	many	important	ancestors
	<b>SOUND OUT</b>	crayon	slim	slay	pay	
		slam	play	slip	way	
	<b>READ</b>	I will work hard when I am big. I will work hard so that I can buy many things. I will pay for all the things that I want.				
	<b>WRITE</b>	Write the  and  words in your dictionary.				

#### MONDAY ACTIVITY 2





	<b>READ</b>	Read the  and  words from Monday Activity 1.				
	<b>READ</b>	I have an important message for you. I will carry the message and bring it to you. Will you pay me if I give you the message?				
	<b>WRITE</b>	Draw a picture of the word: pay				

#### TUESDAY ACTIVITY 1





	<b>LOOK &amp; SAY</b>	messages	carry	many	important	ancestors
	<b>SOUND OUT</b>	bleed	bloom	blush	black	
		block	blink	bleed	blush	

	<b>READ</b>	Do you have a black crayon for me? I have lost my black crayon. The teacher will be mad if she knows that I lost my black crayon.
	<b>WRITE</b>	Draw a picture of the word: blush

## TUESDAY ACTIVITY 2

	<b>READ</b>	Read the  and  words from Tuesday Activity 1.
	<b>WRITE</b>	<p>1. What have I lost? I have lost my _____.</p> <p>2. How will the teacher feel? The teacher will be _____.</p>

## WEDNESDAY ACTIVITY 1

	<b>LOOK &amp; SAY</b>	messages	carry	many	important	ancestors
	<b>SOUND OUT</b>	cake	bake	take	name	
		blame	same	take	bake	
	<b>READ</b>	I will bake a beautiful cake for my mom. I will take the cake to her. I must not drop the beautiful cake when I take it to her.				
	<b>WRITE</b>	<p>1. Who will I bake a cake for? I will bake a cake for my _____.</p> <p>2. What must I not do? I must not _____ the cake.</p>				



## WEDNESDAY ACTIVITY 2





READ

Read the  and  words from Wednesday Activity 1.



WRITE

Write the  words and  words in your dictionary.  
Draw a picture of the word: **cake**

## THURSDAY ACTIVITY 1



LOOK & SAY

messages

carry

many

important

ancestors



SOUND OUT

blush

cake

bloom

bake

blink


same

black

same







READ







The praying mantis would carry many important messages for the ancestors. The ancestors would look at the mantis to see if it would rain.





## THURSDAY ACTIVITY 2

	<b>READ</b>	Read the  and  words from Thursday Activity 1.
	<b>WRITE</b>	Draw a picture of your favourite part of the Big Book story.







## FRIDAY ACTIVITY 1

	<b>READ</b>	Read all the  and  words again.
	<b>READ</b>	Read the story from Thursday Activity 1.






## FRIDAY ACTIVITY 2

	<b>READ</b>	Read all the  and  words again.
	<b>WRITE</b>	Write the sentences in your book. Fix the mistakes. 1. they would look to see if it would rain 2. It wood carry many message 3. would They look the at mantis



## MONDAY ACTIVITY 1



	<b>LOOK &amp; SAY</b>	wondered	body	disease	injected	vaccine
	<b>SOUND OUT</b>	same	take	block	blame	
		bleed	name	bloom	cake	
	<b>READ</b>	Will I bleed when the vaccine is injected into my body? Will it hurt? I must not panic. I must be brave.				
	<b>WRITE</b>	Write the  and  words in your dictionary.				

## MONDAY ACTIVITY 2





	<b>READ</b>	Read the  and  words from Monday Activity 1.				
	<b>READ</b>	I must take the cake to my teacher. I baked this cake for her. I think she will like it. I think she will be happy that I baked a cake for her.				
	<b>WRITE</b>	Draw a picture of the word: body				

## TUESDAY ACTIVITY 1





	<b>LOOK &amp; SAY</b>	wondered	body	disease	injected	vaccine
	<b>SOUND OUT</b>	when	which	wheel	whale	
		whip	wheel	when	which	

	<b>READ</b>	I sat and wondered when the whale would come. I want to be friends with the whale but I didn't know when he would come.
	<b>WRITE</b>	Draw a picture of the word: whale







## TUESDAY ACTIVITY 2

	<b>READ</b>	Read the  and  words from Tuesday Activity 1.
	<b>WRITE</b>	<p>1. What did I sit and wonder? I wondered when the _____.</p> <p>2. Who do I want to be friend with? I want to be friends with the _____.</p>



## WEDNESDAY ACTIVITY 1

	<b>LOOK &amp; SAY</b>	wondered	body	disease	injected	vaccine
	<b>SOUND OUT</b>	my	try	why	dry	
		cry	shy	try	my	
	<b>READ</b>	My sister is shy. She will not try to make friends. She will just sit and cry when I try to get her to play with new friends.				
	<b>WRITE</b>	<p>1. Who is shy? My _____ is shy.</p> <p>2. What will my sister do? She will just _____ and _____.</p>				

## WEDNESDAY ACTIVITY 2

	<b>READ</b>	Read the  and  words from Wednesday Activity 1.
	<b>WRITE</b>	Write the  words and  words in your dictionary. Draw a picture of the word: cry

## THURSDAY ACTIVITY 1

	<b>LOOK &amp; SAY</b>	wondered	body	disease	injected	vaccine
	<b>SOUND OUT</b>	when	my	which	why	
		wheel	try	wheel	cry	

	<b>READ</b>	<div data-bbox="368 882 1350 1697" data-label="Image"> </div> <p data-bbox="368 1778 1532 2078">           Do you know how a vaccine works? Have you wondered about it? A small bit of the disease is injected into your body. This helps you not to get the disease.         </p>
--	-------------	--

## THURSDAY ACTIVITY 2



READ

Read the  and  words from Thursday Activity 1.



WRITE

Draw a picture of your favourite part of the Big Book story.

## FRIDAY ACTIVITY 1



READ

Read all the  and  words again.



READ

Read the story from Thursday Activity 1.

## FRIDAY ACTIVITY 2



READ

Read all the  and  words again.









WRITE






Write the sentences in your book. Fix the mistakes.

1. do you know how a vaccine works
2. Hav yoo wondered about it?
3. you helps This



## MONDAY ACTIVITY 1



	<b>LOOK &amp; SAY</b>	wondered	body	disease	injected	vaccine
	<b>SOUND OUT</b>	same	take	block	blame	
		bleed	name	bloom	cake	
	<b>READ</b>	Will I bleed when the vaccine is injected into my body? Will it hurt? I must not panic. I must be brave.				
	<b>WRITE</b>	Write the  and  words in your dictionary.				

## MONDAY ACTIVITY 2





	<b>READ</b>	Read the  and  words from Monday Activity 1.				
	<b>READ</b>	I must take the cake to my teacher. I baked this cake for her. I think she will like it. I think she will be happy that I baked a cake for her.				
	<b>WRITE</b>	Draw a picture of the word: body				

## TUESDAY ACTIVITY 1





	<b>LOOK &amp; SAY</b>	wondered	body	disease	injected	vaccine
	<b>SOUND OUT</b>	when	which	wheel	whale	
		whip	wheel	when	which	

	<b>READ</b>	I sat and wondered when the whale would come. I want to be friends with the whale but I didn't know when he would come.
	<b>WRITE</b>	Draw a picture of the word: whale

### TUESDAY ACTIVITY 2







	<b>READ</b>	Read the  and  words from Tuesday Activity 1.
	<b>WRITE</b>	<p>1. What did I sit and wonder? I wondered when the _____.</p> <p>2. Who do I want to be friend with? I want to be friends with the _____.</p>

### WEDNESDAY ACTIVITY 1



	<b>LOOK &amp; SAY</b>	wondered	body	disease	injected	vaccine
	<b>SOUND OUT</b>	my	try	why	dry	
		cry	shy	try	my	
	<b>READ</b>	My sister is shy. She will not try to make friends. She will just sit and cry when I try to get her to play with new friends.				
	<b>WRITE</b>	<p>1. Who is shy? My _____ is shy.</p> <p>2. What will my sister do? She will just _____ and _____.</p>				



## WEDNESDAY ACTIVITY 2

	<b>READ</b>	Read the  and  words from Wednesday Activity 1.
	<b>WRITE</b>	Write the  words and  words in your dictionary. Draw a picture of the word: cry

## THURSDAY ACTIVITY 1

	<b>LOOK &amp; SAY</b>	wondered	body	disease	injected	vaccine
	<b>SOUND OUT</b>	when	my	which	why	
		wheel	try	wheel	cry	

	<b>READ</b>	<div data-bbox="368 882 1350 1697" data-label="Image"> </div> <p data-bbox="368 1778 1532 2078">                     Do you know how a vaccine works? Have you wondered about it? A small bit of the disease is injected into your body. This helps you not to get the disease.                 </p>
--	-------------	--

## THURSDAY ACTIVITY 2



READ

Read the  and  words from Thursday Activity 1.



WRITE

Draw a picture of your favourite part of the Big Book story.

## FRIDAY ACTIVITY 1



READ

Read all the  and  words again.



READ

Read the story from Thursday Activity 1.

## FRIDAY ACTIVITY 2



READ

Read all the  and  words again.









WRITE






Write the sentences in your book. Fix the mistakes.

1. do you know how a vaccine works
2. Hav yoo wondered about it?
3. you helps This



## MONDAY ACTIVITY 1



	<b>LOOK &amp; SAY</b>	wondered	body	disease	injected	vaccine
	<b>SOUND OUT</b>	same	take	block	blame	
		bleed	name	bloom	cake	
	<b>READ</b>	Will I bleed when the vaccine is injected into my body? Will it hurt? I must not panic. I must be brave.				
	<b>WRITE</b>	Write the  and  words in your dictionary.				

## MONDAY ACTIVITY 2





	<b>READ</b>	Read the  and  words from Monday Activity 1.				
	<b>READ</b>	I must take the cake to my teacher. I baked this cake for her. I think she will like it. I think she will be happy that I baked a cake for her.				
	<b>WRITE</b>	Draw a picture of the word: body				

## TUESDAY ACTIVITY 1





	<b>LOOK &amp; SAY</b>	wondered	body	disease	injected	vaccine
	<b>SOUND OUT</b>	when	which	wheel	whale	
		whip	wheel	when	which	

	<b>READ</b>	I sat and wondered when the whale would come. I want to be friends with the whale but I didn't know when he would come.
	<b>WRITE</b>	Draw a picture of the word: whale







**TUESDAY ACTIVITY 2**

	<b>READ</b>	Read the  and  words from Tuesday Activity 1.
	<b>WRITE</b>	<p>1. What did I sit and wonder? I wondered when the _____.</p> <p>2. Who do I want to be friend with? I want to be friends with the _____.</p>



**WEDNESDAY ACTIVITY 1**

	<b>LOOK &amp; SAY</b>	wondered	body	disease	injected	vaccine
	<b>SOUND OUT</b>	my	try	why	dry	
	<b>READ</b>	My sister is shy. She will not try to make friends. She will just sit and cry when I try to get her to play with new friends.				
	<b>WRITE</b>	<p>1. Who is shy? My _____ is shy.</p> <p>2. What will my sister do? She will just _____ and _____.</p>				

## WEDNESDAY ACTIVITY 2

	<b>READ</b>	Read the  and  words from Wednesday Activity 1.
	<b>WRITE</b>	Write the  words and  words in your dictionary. Draw a picture of the word: cry

## THURSDAY ACTIVITY 1

	<b>LOOK &amp; SAY</b>	wondered	body	disease	injected	vaccine
	<b>SOUND OUT</b>	when	my	which	why	
		wheel	try	wheel	cry	

	<b>READ</b>	<div data-bbox="368 882 1350 1697" data-label="Image"> </div> <p data-bbox="368 1778 1532 2078">           Do you know how a vaccine works? Have you wondered about it? A small bit of the disease is injected into your body. This helps you not to get the disease.         </p>
--	-------------	--

## THURSDAY ACTIVITY 2



READ

Read the  and  words from Thursday Activity 1.



WRITE

Draw a picture of your favourite part of the Big Book story.

## FRIDAY ACTIVITY 1



READ

Read all the  and  words again.



READ

Read the story from Thursday Activity 1.

## FRIDAY ACTIVITY 2



READ

Read all the  and  words again.









WRITE






Write the sentences in your book. Fix the mistakes.

1. do you know how a vaccine works
2. Hav yoo wondered about it?
3. you helps This



## MONDAY ACTIVITY 1



	<b>LOOK &amp; SAY</b>	wondered	body	disease	injected	vaccine
	<b>SOUND OUT</b>	same	take	block	blame	
		bleed	name	bloom	cake	
	<b>READ</b>	Will I bleed when the vaccine is injected into my body? Will it hurt? I must not panic. I must be brave.				
	<b>WRITE</b>	Write the  and  words in your dictionary.				

## MONDAY ACTIVITY 2





	<b>READ</b>	Read the  and  words from Monday Activity 1.				
	<b>READ</b>	I must take the cake to my teacher. I baked this cake for her. I think she will like it. I think she will be happy that I baked a cake for her.				
	<b>WRITE</b>	Draw a picture of the word: body				

## TUESDAY ACTIVITY 1





	<b>LOOK &amp; SAY</b>	wondered	body	disease	injected	vaccine
	<b>SOUND OUT</b>	when	which	wheel	whale	
		whip	wheel	when	which	

	<b>READ</b>	I sat and wondered when the whale would come. I want to be friends with the whale but I didn't know when he would come.
	<b>WRITE</b>	Draw a picture of the word: whale

## TUESDAY ACTIVITY 2







	<b>READ</b>	Read the  and  words from Tuesday Activity 1.
	<b>WRITE</b>	<p>1. What did I sit and wonder? I wondered when the _____.</p> <p>2. Who do I want to be friend with? I want to be friends with the _____.</p>

## WEDNESDAY ACTIVITY 1



	<b>LOOK &amp; SAY</b>	wondered	body	disease	injected	vaccine
	<b>SOUND OUT</b>	my	try	why	dry	
		cry	shy	try	my	
	<b>READ</b>	My sister is shy. She will not try to make friends. She will just sit and cry when I try to get her to play with new friends.				
	<b>WRITE</b>	<p>1. Who is shy? My _____ is shy.</p> <p>2. What will my sister do? She will just _____ and _____.</p>				



## WEDNESDAY ACTIVITY 2

	<b>READ</b>	Read the  and  words from Wednesday Activity 1.
	<b>WRITE</b>	Write the  words and  words in your dictionary. Draw a picture of the word: cry

## THURSDAY ACTIVITY 1

	<b>LOOK &amp; SAY</b>	wondered	body	disease	injected	vaccine
	<b>SOUND OUT</b>	when	my	which	why	
		wheel	try	wheel	cry	

	<b>READ</b>	<div data-bbox="368 882 1350 1697" data-label="Image"> </div> <p data-bbox="368 1778 1532 2078">           Do you know how a vaccine works? Have you wondered about it? A small bit of the disease is injected into your body. This helps you not to get the disease.         </p>
--	-------------	--

## THURSDAY ACTIVITY 2



READ

Read the  and  words from Thursday Activity 1.



WRITE

Draw a picture of your favourite part of the Big Book story.

## FRIDAY ACTIVITY 1



READ

Read all the  and  words again.



READ

Read the story from Thursday Activity 1.

## FRIDAY ACTIVITY 2



READ

Read all the  and  words again.









WRITE






Write the sentences in your book. Fix the mistakes.

1. do you know how a vaccine works
2. Hav yoo wondered about it?
3. you helps This



## MONDAY ACTIVITY 1



	<b>LOOK &amp; SAY</b>	wondered	body	disease	injected	vaccine
	<b>SOUND OUT</b>	same	take	block	blame	
		bleed	name	bloom	cake	
	<b>READ</b>	Will I bleed when the vaccine is injected into my body? Will it hurt? I must not panic. I must be brave.				
	<b>WRITE</b>	Write the  and  words in your dictionary.				

## MONDAY ACTIVITY 2





	<b>READ</b>	Read the  and  words from Monday Activity 1.				
	<b>READ</b>	I must take the cake to my teacher. I baked this cake for her. I think she will like it. I think she will be happy that I baked a cake for her.				
	<b>WRITE</b>	Draw a picture of the word: body				

## TUESDAY ACTIVITY 1





	<b>LOOK &amp; SAY</b>	wondered	body	disease	injected	vaccine
	<b>SOUND OUT</b>	when	which	wheel	whale	
		whip	wheel	when	which	

	<b>READ</b>	I sat and wondered when the whale would come. I want to be friends with the whale but I didn't know when he would come.
	<b>WRITE</b>	Draw a picture of the word: whale







## TUESDAY ACTIVITY 2

	<b>READ</b>	Read the  and  words from Tuesday Activity 1.
	<b>WRITE</b>	<p>1. What did I sit and wonder? I wondered when the _____.</p> <p>2. Who do I want to be friend with? I want to be friends with the _____.</p>



## WEDNESDAY ACTIVITY 1

	<b>LOOK &amp; SAY</b>	wondered	body	disease	injected	vaccine
	<b>SOUND OUT</b>	my	try	why	dry	
	<b>READ</b>	My sister is shy. She will not try to make friends. She will just sit and cry when I try to get her to play with new friends.				
	<b>WRITE</b>	<p>1. Who is shy? My _____ is shy.</p> <p>2. What will my sister do? She will just _____ and _____.</p>				

## WEDNESDAY ACTIVITY 2

	<b>READ</b>	Read the  and  words from Wednesday Activity 1.
	<b>WRITE</b>	Write the  words and  words in your dictionary. Draw a picture of the word: cry

## THURSDAY ACTIVITY 1

	<b>LOOK &amp; SAY</b>	wondered	body	disease	injected	vaccine
	<b>SOUND OUT</b>	when	my	which	why	
		wheel	try	wheel	cry	

	<b>READ</b>	<div data-bbox="368 882 1350 1697" data-label="Image"> </div> <p data-bbox="368 1783 1528 2078">           Do you know how a vaccine works? Have you wondered about it? A small bit of the disease is injected into your body. This helps you not to get the disease.         </p>
--	-------------	--

## THURSDAY ACTIVITY 2



READ

Read the  and  words from Thursday Activity 1.



WRITE

Draw a picture of your favourite part of the Big Book story.

## FRIDAY ACTIVITY 1



READ

Read all the  and  words again.



READ

Read the story from Thursday Activity 1.

## FRIDAY ACTIVITY 2



READ

Read all the  and  words again.









WRITE






Write the sentences in your book. Fix the mistakes.

1. do you know how a vaccine works
2. Hav yoo wondered about it?
3. you helps This



## MONDAY ACTIVITY 1



	<b>LOOK &amp; SAY</b>	wondered	body	disease	injected	vaccine
	<b>SOUND OUT</b>	same	take	block	blame	
		bleed	name	bloom	cake	
	<b>READ</b>	Will I bleed when the vaccine is injected into my body? Will it hurt? I must not panic. I must be brave.				
	<b>WRITE</b>	Write the  and  words in your dictionary.				

## MONDAY ACTIVITY 2





	<b>READ</b>	Read the  and  words from Monday Activity 1.				
	<b>READ</b>	I must take the cake to my teacher. I baked this cake for her. I think she will like it. I think she will be happy that I baked a cake for her.				
	<b>WRITE</b>	Draw a picture of the word: body				

## TUESDAY ACTIVITY 1





	<b>LOOK &amp; SAY</b>	wondered	body	disease	injected	vaccine
	<b>SOUND OUT</b>	when	which	wheel	whale	
		whip	wheel	when	which	

	<b>READ</b>	I sat and wondered when the whale would come. I want to be friends with the whale but I didn't know when he would come.
	<b>WRITE</b>	Draw a picture of the word: whale

### TUESDAY ACTIVITY 2







	<b>READ</b>	Read the  and  words from Tuesday Activity 1.
	<b>WRITE</b>	<p>1. What did I sit and wonder? I wondered when the _____.</p> <p>2. Who do I want to be friend with? I want to be friends with the _____.</p>

### WEDNESDAY ACTIVITY 1



	<b>LOOK &amp; SAY</b>	wondered	body	disease	injected	vaccine
	<b>SOUND OUT</b>	my	try	why	dry	
		cry	shy	try	my	
	<b>READ</b>	My sister is shy. She will not try to make friends. She will just sit and cry when I try to get her to play with new friends.				
	<b>WRITE</b>	<p>1. Who is shy? My _____ is shy.</p> <p>2. What will my sister do? She will just _____ and _____.</p>				



## WEDNESDAY ACTIVITY 2

	<b>READ</b>	Read the  and  words from Wednesday Activity 1.
	<b>WRITE</b>	Write the  words and  words in your dictionary. Draw a picture of the word: cry

## THURSDAY ACTIVITY 1

	<b>LOOK &amp; SAY</b>	wondered	body	disease	injected	vaccine
	<b>SOUND OUT</b>	when	my	which	why	
		wheel	try	wheel	cry	

	<b>READ</b>	<div data-bbox="368 882 1350 1697" data-label="Image"> </div> <p data-bbox="368 1778 1532 2078">           Do you know how a vaccine works? Have you wondered about it? A small bit of the disease is injected into your body. This helps you not to get the disease.         </p>
--	-------------	--

## THURSDAY ACTIVITY 2



READ

Read the  and  words from Thursday Activity 1.



WRITE

Draw a picture of your favourite part of the Big Book story.

## FRIDAY ACTIVITY 1



READ

Read all the  and  words again.



READ

Read the story from Thursday Activity 1.

## FRIDAY ACTIVITY 2



READ

Read all the  and  words again.









WRITE






Write the sentences in your book. Fix the mistakes.

1. do you know how a vaccine works
2. Hav yoo wondered about it?
3. you helps This



## MONDAY ACTIVITY 1



	<b>LOOK &amp; SAY</b>	wondered	body	disease	injected	vaccine
	<b>SOUND OUT</b>	same	take	block	blame	
		bleed	name	bloom	cake	
	<b>READ</b>	Will I bleed when the vaccine is injected into my body? Will it hurt? I must not panic. I must be brave.				
	<b>WRITE</b>	Write the  and  words in your dictionary.				

## MONDAY ACTIVITY 2





	<b>READ</b>	Read the  and  words from Monday Activity 1.				
	<b>READ</b>	I must take the cake to my teacher. I baked this cake for her. I think she will like it. I think she will be happy that I baked a cake for her.				
	<b>WRITE</b>	Draw a picture of the word: body				

## TUESDAY ACTIVITY 1





	<b>LOOK &amp; SAY</b>	wondered	body	disease	injected	vaccine
	<b>SOUND OUT</b>	when	which	wheel	whale	
		whip	wheel	when	which	

	<b>READ</b>	I sat and wondered when the whale would come. I want to be friends with the whale but I didn't know when he would come.
	<b>WRITE</b>	Draw a picture of the word: whale







## TUESDAY ACTIVITY 2

	<b>READ</b>	Read the  and  words from Tuesday Activity 1.
	<b>WRITE</b>	<p>1. What did I sit and wonder? I wondered when the _____.</p> <p>2. Who do I want to be friend with? I want to be friends with the _____.</p>



## WEDNESDAY ACTIVITY 1

	<b>LOOK &amp; SAY</b>	wondered	body	disease	injected	vaccine
	<b>SOUND OUT</b>	my	try	why	dry	
	<b>READ</b>	My sister is shy. She will not try to make friends. She will just sit and cry when I try to get her to play with new friends.				
	<b>WRITE</b>	<p>1. Who is shy? My _____ is shy.</p> <p>2. What will my sister do? She will just _____ and _____.</p>				

## WEDNESDAY ACTIVITY 2

	<b>READ</b>	Read the  and  words from Wednesday Activity 1.
	<b>WRITE</b>	Write the  words and  words in your dictionary. Draw a picture of the word: cry

## THURSDAY ACTIVITY 1

	<b>LOOK &amp; SAY</b>	wondered	body	disease	injected	vaccine
	<b>SOUND OUT</b>	when	my	which	why	
		wheel	try	wheel	cry	

	<b>READ</b>	<div data-bbox="368 882 1350 1697" data-label="Image"> </div> <p data-bbox="368 1780 1528 2078">                     Do you know how a vaccine works? Have you wondered about it? A small bit of the disease is injected into your body. This helps you not to get the disease.                 </p>
--	-------------	--

## THURSDAY ACTIVITY 2



READ

Read the  and  words from Thursday Activity 1.



WRITE

Draw a picture of your favourite part of the Big Book story.

## FRIDAY ACTIVITY 1



READ

Read all the  and  words again.



READ

Read the story from Thursday Activity 1.

## FRIDAY ACTIVITY 2



READ

Read all the  and  words again.









WRITE






Write the sentences in your book. Fix the mistakes.

1. do you know how a vaccine works
2. Hav yoo wondered about it?
3. you helps This



## MONDAY ACTIVITY 1



	<b>LOOK &amp; SAY</b>	wondered	body	disease	injected	vaccine
	<b>SOUND OUT</b>	same	take	block	blame	
		bleed	name	bloom	cake	
	<b>READ</b>	Will I bleed when the vaccine is injected into my body? Will it hurt? I must not panic. I must be brave.				
	<b>WRITE</b>	Write the  and  words in your dictionary.				

## MONDAY ACTIVITY 2





	<b>READ</b>	Read the  and  words from Monday Activity 1.				
	<b>READ</b>	I must take the cake to my teacher. I baked this cake for her. I think she will like it. I think she will be happy that I baked a cake for her.				
	<b>WRITE</b>	Draw a picture of the word: body				

## TUESDAY ACTIVITY 1





	<b>LOOK &amp; SAY</b>	wondered	body	disease	injected	vaccine
	<b>SOUND OUT</b>	when	which	wheel	whale	
		whip	wheel	when	which	

	<b>READ</b>	I sat and wondered when the whale would come. I want to be friends with the whale but I didn't know when he would come.
	<b>WRITE</b>	Draw a picture of the word: whale

**TUESDAY ACTIVITY 2**







	<b>READ</b>	Read the  and  words from Tuesday Activity 1.
	<b>WRITE</b>	<p>1. What did I sit and wonder? I wondered when the _____.</p> <p>2. Who do I want to be friend with? I want to be friends with the _____.</p>

**WEDNESDAY ACTIVITY 1**



	<b>LOOK &amp; SAY</b>	wondered	body	disease	injected	vaccine
	<b>SOUND OUT</b>	my	try	why	dry	
		cry	shy	try	my	
	<b>READ</b>	My sister is shy. She will not try to make friends. She will just sit and cry when I try to get her to play with new friends.				
	<b>WRITE</b>	<p>1. Who is shy? My _____ is shy.</p> <p>2. What will my sister do? She will just _____ and _____.</p>				



## WEDNESDAY ACTIVITY 2

	<b>READ</b>	Read the  and  words from Wednesday Activity 1.
	<b>WRITE</b>	Write the  words and  words in your dictionary. Draw a picture of the word: cry

## THURSDAY ACTIVITY 1

	<b>LOOK &amp; SAY</b>	wondered	body	disease	injected	vaccine
	<b>SOUND OUT</b>	when	my	which	why	
		wheel	try	wheel	cry	

	<b>READ</b>	<div data-bbox="368 882 1350 1697" data-label="Image"> </div> <p data-bbox="368 1778 1532 2078">           Do you know how a vaccine works? Have you wondered about it? A small bit of the disease is injected into your body. This helps you not to get the disease.         </p>
--	-------------	--

## THURSDAY ACTIVITY 2



READ

Read the  and  words from Thursday Activity 1.



WRITE

Draw a picture of your favourite part of the Big Book story.

## FRIDAY ACTIVITY 1



READ

Read all the  and  words again.



READ

Read the story from Thursday Activity 1.

## FRIDAY ACTIVITY 2



READ

Read all the  and  words again.









WRITE






Write the sentences in your book. Fix the mistakes.

1. do you know how a vaccine works
2. Hav yoo wondered about it?
3. you helps This



## MONDAY ACTIVITY 1



	<b>LOOK &amp; SAY</b>	wondered	body	disease	injected	vaccine
	<b>SOUND OUT</b>	same	take	block	blame	
		bleed	name	bloom	cake	
	<b>READ</b>	Will I bleed when the vaccine is injected into my body? Will it hurt? I must not panic. I must be brave.				
	<b>WRITE</b>	Write the  and  words in your dictionary.				

## MONDAY ACTIVITY 2





	<b>READ</b>	Read the  and  words from Monday Activity 1.				
	<b>READ</b>	I must take the cake to my teacher. I baked this cake for her. I think she will like it. I think she will be happy that I baked a cake for her.				
	<b>WRITE</b>	Draw a picture of the word: body				

## TUESDAY ACTIVITY 1





	<b>LOOK &amp; SAY</b>	wondered	body	disease	injected	vaccine
	<b>SOUND OUT</b>	when	which	wheel	whale	
		whip	wheel	when	which	

	<b>READ</b>	I sat and wondered when the whale would come. I want to be friends with the whale but I didn't know when he would come.
	<b>WRITE</b>	Draw a picture of the word: whale







## TUESDAY ACTIVITY 2

	<b>READ</b>	Read the  and  words from Tuesday Activity 1.
	<b>WRITE</b>	<p>1. What did I sit and wonder? I wondered when the _____.</p> <p>2. Who do I want to be friend with? I want to be friends with the _____.</p>



## WEDNESDAY ACTIVITY 1

	<b>LOOK &amp; SAY</b>	wondered	body	disease	injected	vaccine
	<b>SOUND OUT</b>	my	try	why	dry	
		cry	shy	try	my	
	<b>READ</b>	My sister is shy. She will not try to make friends. She will just sit and cry when I try to get her to play with new friends.				
	<b>WRITE</b>	<p>1. Who is shy? My _____ is shy.</p> <p>2. What will my sister do? She will just _____ and _____.</p>				

## WEDNESDAY ACTIVITY 2

	<b>READ</b>	Read the  and  words from Wednesday Activity 1.
	<b>WRITE</b>	Write the  words and  words in your dictionary. Draw a picture of the word: cry

## THURSDAY ACTIVITY 1

	<b>LOOK &amp; SAY</b>	wondered	body	disease	injected	vaccine
	<b>SOUND OUT</b>	when	my	which	why	
		wheel	try	wheel	cry	

	<b>READ</b>	<div data-bbox="368 882 1350 1697" data-label="Image"> </div> <p data-bbox="368 1778 1528 2078">                     Do you know how a vaccine works? Have you wondered about it? A small bit of the disease is injected into your body. This helps you not to get the disease.                 </p>
--	-------------	--

## THURSDAY ACTIVITY 2



READ

Read the  and  words from Thursday Activity 1.



WRITE

Draw a picture of your favourite part of the Big Book story.

## FRIDAY ACTIVITY 1



READ

Read all the  and  words again.



READ

Read the story from Thursday Activity 1.

## FRIDAY ACTIVITY 2



READ

Read all the  and  words again.









WRITE






Write the sentences in your book. Fix the mistakes.

1. do you know how a vaccine works
2. Hav yoo wondered about it?
3. you helps This



## MONDAY ACTIVITY 1



	<b>LOOK &amp; SAY</b>	wondered	body	disease	injected	vaccine
	<b>SOUND OUT</b>	same	take	block	blame	
		bleed	name	bloom	cake	
	<b>READ</b>	Will I bleed when the vaccine is injected into my body? Will it hurt? I must not panic. I must be brave.				
	<b>WRITE</b>	Write the  and  words in your dictionary.				

## MONDAY ACTIVITY 2





	<b>READ</b>	Read the  and  words from Monday Activity 1.				
	<b>READ</b>	I must take the cake to my teacher. I baked this cake for her. I think she will like it. I think she will be happy that I baked a cake for her.				
	<b>WRITE</b>	Draw a picture of the word: body				

## TUESDAY ACTIVITY 1





	<b>LOOK &amp; SAY</b>	wondered	body	disease	injected	vaccine
	<b>SOUND OUT</b>	when	which	wheel	whale	
		whip	wheel	when	which	

	<b>READ</b>	I sat and wondered when the whale would come. I want to be friends with the whale but I didn't know when he would come.
	<b>WRITE</b>	Draw a picture of the word: whale

## TUESDAY ACTIVITY 2







	<b>READ</b>	Read the  and  words from Tuesday Activity 1.
	<b>WRITE</b>	<p>1. What did I sit and wonder? I wondered when the _____.</p> <p>2. Who do I want to be friend with? I want to be friends with the _____.</p>

## WEDNESDAY ACTIVITY 1



	<b>LOOK &amp; SAY</b>	wondered	body	disease	injected	vaccine
	<b>SOUND OUT</b>	my	try	why	dry	
		cry	shy	try	my	
	<b>READ</b>	My sister is shy. She will not try to make friends. She will just sit and cry when I try to get her to play with new friends.				
	<b>WRITE</b>	<p>1. Who is shy? My _____ is shy.</p> <p>2. What will my sister do? She will just _____ and _____.</p>				



## WEDNESDAY ACTIVITY 2

	<b>READ</b>	Read the  and  words from Wednesday Activity 1.
	<b>WRITE</b>	Write the  words and  words in your dictionary. Draw a picture of the word: <b>cry</b>

## THURSDAY ACTIVITY 1

	<b>LOOK &amp; SAY</b>	wondered	body	disease	injected	vaccine
	<b>SOUND OUT</b>	when	my	which	why	
		wheel	try	wheel	cry	

	<b>READ</b>	<div data-bbox="368 882 1350 1697" data-label="Image"> </div> <p data-bbox="368 1783 1528 2078">           Do you know how a vaccine works? Have you wondered about it? A small bit of the disease is injected into your body. This helps you not to get the disease.         </p>
--	-------------	--

## THURSDAY ACTIVITY 2



READ

Read the  and  words from Thursday Activity 1.



WRITE

Draw a picture of your favourite part of the Big Book story.

## FRIDAY ACTIVITY 1



READ

Read all the  and  words again.



READ

Read the story from Thursday Activity 1.

## FRIDAY ACTIVITY 2



READ

Read all the  and  words again.









WRITE






Write the sentences in your book. Fix the mistakes.

1. do you know how a vaccine works
2. Hav yoo wondered about it?
3. you helps This



## MONDAY ACTIVITY 1



	<b>LOOK &amp; SAY</b>	wondered	body	disease	injected	vaccine
	<b>SOUND OUT</b>	same	take	block	blame	
		bleed	name	bloom	cake	
	<b>READ</b>	Will I bleed when the vaccine is injected into my body? Will it hurt? I must not panic. I must be brave.				
	<b>WRITE</b>	Write the  and  words in your dictionary.				

## MONDAY ACTIVITY 2





	<b>READ</b>	Read the  and  words from Monday Activity 1.				
	<b>READ</b>	I must take the cake to my teacher. I baked this cake for her. I think she will like it. I think she will be happy that I baked a cake for her.				
	<b>WRITE</b>	Draw a picture of the word: body				

## TUESDAY ACTIVITY 1





	<b>LOOK &amp; SAY</b>	wondered	body	disease	injected	vaccine
	<b>SOUND OUT</b>	when	which	wheel	whale	
		whip	wheel	when	which	

	<b>READ</b>	I sat and wondered when the whale would come. I want to be friends with the whale but I didn't know when he would come.
	<b>WRITE</b>	Draw a picture of the word: whale







## TUESDAY ACTIVITY 2

	<b>READ</b>	Read the  and  words from Tuesday Activity 1.
	<b>WRITE</b>	<p>1. What did I sit and wonder? I wondered when the _____.</p> <p>2. Who do I want to be friend with? I want to be friends with the _____.</p>



## WEDNESDAY ACTIVITY 1

	<b>LOOK &amp; SAY</b>	wondered	body	disease	injected	vaccine
	<b>SOUND OUT</b>	my	try	why	dry	
		cry	shy	try	my	
	<b>READ</b>	My sister is shy. She will not try to make friends. She will just sit and cry when I try to get her to play with new friends.				
	<b>WRITE</b>	<p>1. Who is shy? My _____ is shy.</p> <p>2. What will my sister do? She will just _____ and _____.</p>				

## WEDNESDAY ACTIVITY 2

	<b>READ</b>	Read the  and  words from Wednesday Activity 1.
	<b>WRITE</b>	Write the  words and  words in your dictionary. Draw a picture of the word: cry

## THURSDAY ACTIVITY 1

	<b>LOOK &amp; SAY</b>	wondered	body	disease	injected	vaccine
	<b>SOUND OUT</b>	when	my	which	why	
		wheel	try	wheel	cry	

	<b>READ</b>	<div data-bbox="368 882 1350 1697" data-label="Image"> </div> <p data-bbox="368 1778 1532 2078">           Do you know how a vaccine works? Have you wondered about it? A small bit of the disease is injected into your body. This helps you not to get the disease.         </p>
--	-------------	--

## THURSDAY ACTIVITY 2



READ

Read the  and  words from Thursday Activity 1.



WRITE

Draw a picture of your favourite part of the Big Book story.

## FRIDAY ACTIVITY 1



READ

Read all the  and  words again.



READ

Read the story from Thursday Activity 1.

## FRIDAY ACTIVITY 2



READ

Read all the  and  words again.









WRITE






Write the sentences in your book. Fix the mistakes.

1. do you know how a vaccine works
2. Hav yoo wondered about it?
3. you helps This



## MONDAY ACTIVITY 1



	<b>LOOK &amp; SAY</b>	wondered	body	disease	injected	vaccine
	<b>SOUND OUT</b>	same	take	block	blame	
		bleed	name	bloom	cake	
	<b>READ</b>	Will I bleed when the vaccine is injected into my body? Will it hurt? I must not panic. I must be brave.				
	<b>WRITE</b>	Write the  and  words in your dictionary.				

## MONDAY ACTIVITY 2





	<b>READ</b>	Read the  and  words from Monday Activity 1.				
	<b>READ</b>	I must take the cake to my teacher. I baked this cake for her. I think she will like it. I think she will be happy that I baked a cake for her.				
	<b>WRITE</b>	Draw a picture of the word: body				

## TUESDAY ACTIVITY 1





	<b>LOOK &amp; SAY</b>	wondered	body	disease	injected	vaccine
	<b>SOUND OUT</b>	when	which	wheel	whale	
		whip	wheel	when	which	

	<b>READ</b>	I sat and wondered when the whale would come. I want to be friends with the whale but I didn't know when he would come.
	<b>WRITE</b>	Draw a picture of the word: whale

**TUESDAY ACTIVITY 2**







	<b>READ</b>	Read the  and  words from Tuesday Activity 1.
	<b>WRITE</b>	<p>1. What did I sit and wonder? I wondered when the _____.</p> <p>2. Who do I want to be friend with? I want to be friends with the _____.</p>

**WEDNESDAY ACTIVITY 1**



	<b>LOOK &amp; SAY</b>	wondered	body	disease	injected	vaccine
	<b>SOUND OUT</b>	my	try	why	dry	
	<b>READ</b>	My sister is shy. She will not try to make friends. She will just sit and cry when I try to get her to play with new friends.				
	<b>WRITE</b>	<p>1. Who is shy? My _____ is shy.</p> <p>2. What will my sister do? She will just _____ and _____.</p>				



## WEDNESDAY ACTIVITY 2

	<b>READ</b>	Read the  and  words from Wednesday Activity 1.
	<b>WRITE</b>	Write the  words and  words in your dictionary. Draw a picture of the word: cry

## THURSDAY ACTIVITY 1

	<b>LOOK &amp; SAY</b>	wondered	body	disease	injected	vaccine
	<b>SOUND OUT</b>	when	my	which	why	
		wheel	try	wheel	cry	

	<b>READ</b>	<div data-bbox="368 882 1350 1697" data-label="Image"> </div> <p data-bbox="368 1780 1532 2078">           Do you know how a vaccine works? Have you wondered about it? A small bit of the disease is injected into your body. This helps you not to get the disease.         </p>
--	-------------	--

## THURSDAY ACTIVITY 2



**READ**

Read the  and  words from Thursday Activity 1.



**WRITE**

Draw a picture of your favourite part of the Big Book story.

## FRIDAY ACTIVITY 1



**READ**

Read all the  and  words again.



**READ**

Read the story from Thursday Activity 1.

## FRIDAY ACTIVITY 2



**READ**

Read all the  and  words again.









**WRITE**






Write the sentences in your book. Fix the mistakes.

1. do you know how a vaccine works
2. Hav yoo wondered about it?
3. you helps This



## MONDAY ACTIVITY 1



	<b>LOOK &amp; SAY</b>	wondered	body	disease	injected	vaccine
	<b>SOUND OUT</b>	same	take	block	blame	
		bleed	name	bloom	cake	
	<b>READ</b>	Will I bleed when the vaccine is injected into my body? Will it hurt? I must not panic. I must be brave.				
	<b>WRITE</b>	Write the  and  words in your dictionary.				

## MONDAY ACTIVITY 2





	<b>READ</b>	Read the  and  words from Monday Activity 1.				
	<b>READ</b>	I must take the cake to my teacher. I baked this cake for her. I think she will like it. I think she will be happy that I baked a cake for her.				
	<b>WRITE</b>	Draw a picture of the word: body				

## TUESDAY ACTIVITY 1





	<b>LOOK &amp; SAY</b>	wondered	body	disease	injected	vaccine
	<b>SOUND OUT</b>	when	which	wheel	whale	
		whip	wheel	when	which	

	<b>READ</b>	I sat and wondered when the whale would come. I want to be friends with the whale but I didn't know when he would come.
	<b>WRITE</b>	Draw a picture of the word: whale







## TUESDAY ACTIVITY 2

	<b>READ</b>	Read the  and  words from Tuesday Activity 1.
	<b>WRITE</b>	<p>1. What did I sit and wonder? I wondered when the _____.</p> <p>2. Who do I want to be friend with? I want to be friends with the _____.</p>



## WEDNESDAY ACTIVITY 1

	<b>LOOK &amp; SAY</b>	wondered	body	disease	injected	vaccine
	<b>SOUND OUT</b>	my	try	why	dry	
	<b>READ</b>	My sister is shy. She will not try to make friends. She will just sit and cry when I try to get her to play with new friends.				
	<b>WRITE</b>	<p>1. Who is shy? My _____ is shy.</p> <p>2. What will my sister do? She will just _____ and _____.</p>				

## WEDNESDAY ACTIVITY 2

	<b>READ</b>	Read the  and  words from Wednesday Activity 1.
	<b>WRITE</b>	Write the  words and  words in your dictionary. Draw a picture of the word: cry

## THURSDAY ACTIVITY 1

	<b>LOOK &amp; SAY</b>	wondered	body	disease	injected	vaccine
	<b>SOUND OUT</b>	when	my	which	why	
		wheel	try	wheel	cry	

	<b>READ</b>	<div data-bbox="368 882 1350 1697" data-label="Image"> </div> <p data-bbox="368 1780 1562 2087">                     Do you know how a vaccine works? Have you wondered about it? A small bit of the disease is injected into your body. This helps you not to get the disease.                 </p>
--	-------------	--

## THURSDAY ACTIVITY 2



READ

Read the  and  words from Thursday Activity 1.



WRITE

Draw a picture of your favourite part of the Big Book story.

## FRIDAY ACTIVITY 1



READ

Read all the  and  words again.



READ

Read the story from Thursday Activity 1.

## FRIDAY ACTIVITY 2



READ

Read all the  and  words again.









WRITE






Write the sentences in your book. Fix the mistakes.

1. do you know how a vaccine works
2. Hav yoo wondered about it?
3. you helps This



## MONDAY ACTIVITY 1



	<b>LOOK &amp; SAY</b>	wondered	body	disease	injected	vaccine
	<b>SOUND OUT</b>	same	take	block	blame	
		bleed	name	bloom	cake	
	<b>READ</b>	Will I bleed when the vaccine is injected into my body? Will it hurt? I must not panic. I must be brave.				
	<b>WRITE</b>	Write the  and  words in your dictionary.				

## MONDAY ACTIVITY 2





	<b>READ</b>	Read the  and  words from Monday Activity 1.				
	<b>READ</b>	I must take the cake to my teacher. I baked this cake for her. I think she will like it. I think she will be happy that I baked a cake for her.				
	<b>WRITE</b>	Draw a picture of the word: body				

## TUESDAY ACTIVITY 1





	<b>LOOK &amp; SAY</b>	wondered	body	disease	injected	vaccine
	<b>SOUND OUT</b>	when	which	wheel	whale	
		whip	wheel	when	which	

	<b>READ</b>	I sat and wondered when the whale would come. I want to be friends with the whale but I didn't know when he would come.
	<b>WRITE</b>	Draw a picture of the word: whale

## TUESDAY ACTIVITY 2







	<b>READ</b>	Read the  and  words from Tuesday Activity 1.
	<b>WRITE</b>	<p>1. What did I sit and wonder? I wondered when the _____.</p> <p>2. Who do I want to be friend with? I want to be friends with the _____.</p>

## WEDNESDAY ACTIVITY 1



	<b>LOOK &amp; SAY</b>	wondered	body	disease	injected	vaccine
	<b>SOUND OUT</b>	my	try	why	dry	
	<b>READ</b>	My sister is shy. She will not try to make friends. She will just sit and cry when I try to get her to play with new friends.				
	<b>WRITE</b>	<p>1. Who is shy? My _____ is shy.</p> <p>2. What will my sister do? She will just _____ and _____.</p>				



## WEDNESDAY ACTIVITY 2

	<b>READ</b>	Read the  and  words from Wednesday Activity 1.
	<b>WRITE</b>	Write the  words and  words in your dictionary. Draw a picture of the word: cry

## THURSDAY ACTIVITY 1

	<b>LOOK &amp; SAY</b>	wondered	body	disease	injected	vaccine
	<b>SOUND OUT</b>	when	my	which	why	
		wheel	try	wheel	cry	

	<b>READ</b>	<div data-bbox="368 882 1350 1697" data-label="Image"> </div> <p data-bbox="368 1778 1532 2078">           Do you know how a vaccine works? Have you wondered about it? A small bit of the disease is injected into your body. This helps you not to get the disease.         </p>
--	-------------	--

## THURSDAY ACTIVITY 2



READ

Read the  and  words from Thursday Activity 1.



WRITE

Draw a picture of your favourite part of the Big Book story.

## FRIDAY ACTIVITY 1



READ

Read all the  and  words again.



READ

Read the story from Thursday Activity 1.

## FRIDAY ACTIVITY 2



READ

Read all the  and  words again.









WRITE






Write the sentences in your book. Fix the mistakes.

1. do you know how a vaccine works
2. Hav yoo wondered about it?
3. you helps This



## MONDAY ACTIVITY 1



	<b>LOOK &amp; SAY</b>	wondered	body	disease	injected	vaccine
	<b>SOUND OUT</b>	same	take	block	blame	
		bleed	name	bloom	cake	
	<b>READ</b>	Will I bleed when the vaccine is injected into my body? Will it hurt? I must not panic. I must be brave.				
	<b>WRITE</b>	Write the  and  words in your dictionary.				

## MONDAY ACTIVITY 2





	<b>READ</b>	Read the  and  words from Monday Activity 1.				
	<b>READ</b>	I must take the cake to my teacher. I baked this cake for her. I think she will like it. I think she will be happy that I baked a cake for her.				
	<b>WRITE</b>	Draw a picture of the word: body				

## TUESDAY ACTIVITY 1





	<b>LOOK &amp; SAY</b>	wondered	body	disease	injected	vaccine
	<b>SOUND OUT</b>	when	which	wheel	whale	
		whip	wheel	when	which	

	<b>READ</b>	I sat and wondered when the whale would come. I want to be friends with the whale but I didn't know when he would come.
	<b>WRITE</b>	Draw a picture of the word: whale







**TUESDAY ACTIVITY 2**

	<b>READ</b>	Read the  and  words from Tuesday Activity 1.
	<b>WRITE</b>	<p>1. What did I sit and wonder? I wondered when the _____.</p> <p>2. Who do I want to be friend with? I want to be friends with the _____.</p>



**WEDNESDAY ACTIVITY 1**

	<b>LOOK &amp; SAY</b>	wondered	body	disease	injected	vaccine
	<b>SOUND OUT</b>	my	try	why	dry	
		cry	shy	try	my	
	<b>READ</b>	My sister is shy. She will not try to make friends. She will just sit and cry when I try to get her to play with new friends.				
	<b>WRITE</b>	<p>1. Who is shy? My _____ is shy.</p> <p>2. What will my sister do? She will just _____ and _____.</p>				

## WEDNESDAY ACTIVITY 2

	<b>READ</b>	Read the  and  words from Wednesday Activity 1.
	<b>WRITE</b>	Write the  words and  words in your dictionary. Draw a picture of the word: cry

## THURSDAY ACTIVITY 1

	<b>LOOK &amp; SAY</b>	wondered	body	disease	injected	vaccine
	<b>SOUND OUT</b>	when	my	which	why	
		wheel	try	wheel	cry	

	<b>READ</b>	<div data-bbox="368 882 1350 1697" data-label="Image"> </div> <p data-bbox="368 1778 1532 2078">           Do you know how a vaccine works? Have you wondered about it? A small bit of the disease is injected into your body. This helps you not to get the disease.         </p>
--	-------------	--

## THURSDAY ACTIVITY 2



READ

Read the  and  words from Thursday Activity 1.



WRITE

Draw a picture of your favourite part of the Big Book story.

## FRIDAY ACTIVITY 1



READ

Read all the  and  words again.



READ

Read the story from Thursday Activity 1.

## FRIDAY ACTIVITY 2



READ

Read all the  and  words again.









WRITE






Write the sentences in your book. Fix the mistakes.

1. do you know how a vaccine works
2. Hav yoo wondered about it?
3. you helps This



## MONDAY ACTIVITY 1



	<b>LOOK &amp; SAY</b>	wondered	body	disease	injected	vaccine
	<b>SOUND OUT</b>	same	take	block	blame	
		bleed	name	bloom	cake	
	<b>READ</b>	Will I bleed when the vaccine is injected into my body? Will it hurt? I must not panic. I must be brave.				
	<b>WRITE</b>	Write the  and  words in your dictionary.				

## MONDAY ACTIVITY 2





	<b>READ</b>	Read the  and  words from Monday Activity 1.				
	<b>READ</b>	I must take the cake to my teacher. I baked this cake for her. I think she will like it. I think she will be happy that I baked a cake for her.				
	<b>WRITE</b>	Draw a picture of the word: body				

## TUESDAY ACTIVITY 1





	<b>LOOK &amp; SAY</b>	wondered	body	disease	injected	vaccine
	<b>SOUND OUT</b>	when	which	wheel	whale	
		whip	wheel	when	which	

	<b>READ</b>	I sat and wondered when the whale would come. I want to be friends with the whale but I didn't know when he would come.
	<b>WRITE</b>	Draw a picture of the word: whale

### TUESDAY ACTIVITY 2







	<b>READ</b>	Read the  and  words from Tuesday Activity 1.
	<b>WRITE</b>	<p>1. What did I sit and wonder? I wondered when the _____.</p> <p>2. Who do I want to be friend with? I want to be friends with the _____.</p>

### WEDNESDAY ACTIVITY 1



	<b>LOOK &amp; SAY</b>	wondered	body	disease	injected	vaccine
	<b>SOUND OUT</b>	my	try	why	dry	
		cry	shy	try	my	
	<b>READ</b>	My sister is shy. She will not try to make friends. She will just sit and cry when I try to get her to play with new friends.				
	<b>WRITE</b>	<p>1. Who is shy? My _____ is shy.</p> <p>2. What will my sister do? She will just _____ and _____.</p>				



## WEDNESDAY ACTIVITY 2

	<b>READ</b>	Read the  and  words from Wednesday Activity 1.
	<b>WRITE</b>	Write the  words and  words in your dictionary. Draw a picture of the word: cry

## THURSDAY ACTIVITY 1

	<b>LOOK &amp; SAY</b>	wondered	body	disease	injected	vaccine
	<b>SOUND OUT</b>	when	my	which	why	
		wheel	try	wheel	cry	

	<b>READ</b>	<div data-bbox="368 882 1350 1697" data-label="Image"> </div> <p data-bbox="368 1778 1532 2078">           Do you know how a vaccine works? Have you wondered about it? A small bit of the disease is injected into your body. This helps you not to get the disease.         </p>
--	-------------	--

## THURSDAY ACTIVITY 2



READ

Read the  and  words from Thursday Activity 1.



WRITE

Draw a picture of your favourite part of the Big Book story.

## FRIDAY ACTIVITY 1



READ

Read all the  and  words again.



READ

Read the story from Thursday Activity 1.

## FRIDAY ACTIVITY 2



READ

Read all the  and  words again.









WRITE






Write the sentences in your book. Fix the mistakes.

1. do you know how a vaccine works
2. Hav yoo wondered about it?
3. you helps This



## MONDAY ACTIVITY 1



	<b>LOOK &amp; SAY</b>	wondered	body	disease	injected	vaccine
	<b>SOUND OUT</b>	same	take	block	blame	
		bleed	name	bloom	cake	
	<b>READ</b>	Will I bleed when the vaccine is injected into my body? Will it hurt? I must not panic. I must be brave.				
	<b>WRITE</b>	Write the  and  words in your dictionary.				

## MONDAY ACTIVITY 2





	<b>READ</b>	Read the  and  words from Monday Activity 1.				
	<b>READ</b>	I must take the cake to my teacher. I baked this cake for her. I think she will like it. I think she will be happy that I baked a cake for her.				
	<b>WRITE</b>	Draw a picture of the word: body				

## TUESDAY ACTIVITY 1





	<b>LOOK &amp; SAY</b>	wondered	body	disease	injected	vaccine
	<b>SOUND OUT</b>	when	which	wheel	whale	
		whip	wheel	when	which	

	<b>READ</b>	I sat and wondered when the whale would come. I want to be friends with the whale but I didn't know when he would come.
	<b>WRITE</b>	Draw a picture of the word: whale







## TUESDAY ACTIVITY 2

	<b>READ</b>	Read the  and  words from Tuesday Activity 1.
	<b>WRITE</b>	<p>1. What did I sit and wonder? I wondered when the _____.</p> <p>2. Who do I want to be friend with? I want to be friends with the _____.</p>



## WEDNESDAY ACTIVITY 1

	<b>LOOK &amp; SAY</b>	wondered	body	disease	injected	vaccine
	<b>SOUND OUT</b>	my	try	why	dry	
	<b>READ</b>	My sister is shy. She will not try to make friends. She will just sit and cry when I try to get her to play with new friends.				
	<b>WRITE</b>	<p>1. Who is shy? My _____ is shy.</p> <p>2. What will my sister do? She will just _____ and _____.</p>				

## WEDNESDAY ACTIVITY 2

	<b>READ</b>	Read the  and  words from Wednesday Activity 1.
	<b>WRITE</b>	Write the  words and  words in your dictionary. Draw a picture of the word: cry

## THURSDAY ACTIVITY 1

	<b>LOOK &amp; SAY</b>	wondered	body	disease	injected	vaccine
	<b>SOUND OUT</b>	when	my	which	why	
		wheel	try	wheel	cry	

	<b>READ</b>	<div data-bbox="368 882 1350 1697" data-label="Image"> </div> <p data-bbox="368 1778 1532 2078">           Do you know how a vaccine works? Have you wondered about it? A small bit of the disease is injected into your body. This helps you not to get the disease.         </p>
--	-------------	--

## THURSDAY ACTIVITY 2



READ

Read the  and  words from Thursday Activity 1.



WRITE

Draw a picture of your favourite part of the Big Book story.

## FRIDAY ACTIVITY 1



READ

Read all the  and  words again.



READ

Read the story from Thursday Activity 1.

## FRIDAY ACTIVITY 2



READ

Read all the  and  words again.









WRITE






Write the sentences in your book. Fix the mistakes.

1. do you know how a vaccine works
2. Hav yoo wondered about it?
3. you helps This



## MONDAY ACTIVITY 1



	<b>LOOK &amp; SAY</b>	wondered	body	disease	injected	vaccine
	<b>SOUND OUT</b>	same	take	block	blame	
		bleed	name	bloom	cake	
	<b>READ</b>	Will I bleed when the vaccine is injected into my body? Will it hurt? I must not panic. I must be brave.				
	<b>WRITE</b>	Write the  and  words in your dictionary.				

## MONDAY ACTIVITY 2





	<b>READ</b>	Read the  and  words from Monday Activity 1.				
	<b>READ</b>	I must take the cake to my teacher. I baked this cake for her. I think she will like it. I think she will be happy that I baked a cake for her.				
	<b>WRITE</b>	Draw a picture of the word: body				

## TUESDAY ACTIVITY 1





	<b>LOOK &amp; SAY</b>	wondered	body	disease	injected	vaccine
	<b>SOUND OUT</b>	when	which	wheel	whale	
		whip	wheel	when	which	

	<b>READ</b>	I sat and wondered when the whale would come. I want to be friends with the whale but I didn't know when he would come.
	<b>WRITE</b>	Draw a picture of the word: whale

## TUESDAY ACTIVITY 2







	<b>READ</b>	Read the  and  words from Tuesday Activity 1.
	<b>WRITE</b>	<p>1. What did I sit and wonder? I wondered when the _____.</p> <p>2. Who do I want to be friend with? I want to be friends with the _____.</p>

## WEDNESDAY ACTIVITY 1



	<b>LOOK &amp; SAY</b>	wondered	body	disease	injected	vaccine
	<b>SOUND OUT</b>	my	try	why	dry	
	<b>READ</b>	My sister is shy. She will not try to make friends. She will just sit and cry when I try to get her to play with new friends.				
	<b>WRITE</b>	<p>1. Who is shy? My _____ is shy.</p> <p>2. What will my sister do? She will just _____ and _____.</p>				



## WEDNESDAY ACTIVITY 2

	<b>READ</b>	Read the  and  words from Wednesday Activity 1.
	<b>WRITE</b>	Write the  words and  words in your dictionary. Draw a picture of the word: cry

## THURSDAY ACTIVITY 1

	<b>LOOK &amp; SAY</b>	wondered	body	disease	injected	vaccine
	<b>SOUND OUT</b>	when	my	which	why	
		wheel	try	wheel	cry	

	<b>READ</b>	<div data-bbox="368 882 1350 1697" data-label="Image"> </div> <p data-bbox="368 1778 1532 2078">           Do you know how a vaccine works? Have you wondered about it? A small bit of the disease is injected into your body. This helps you not to get the disease.         </p>
--	-------------	--

## THURSDAY ACTIVITY 2



READ

Read the  and  words from Thursday Activity 1.



WRITE

Draw a picture of your favourite part of the Big Book story.

## FRIDAY ACTIVITY 1



READ

Read all the  and  words again.



READ

Read the story from Thursday Activity 1.

## FRIDAY ACTIVITY 2



READ

Read all the  and  words again.









WRITE






Write the sentences in your book. Fix the mistakes.

1. do you know how a vaccine works
2. Hav yoo wondered about it?
3. you helps This



## MONDAY ACTIVITY 1



	<b>LOOK &amp; SAY</b>	wondered	body	disease	injected	vaccine
	<b>SOUND OUT</b>	same	take	block	blame	
		bleed	name	bloom	cake	
	<b>READ</b>	Will I bleed when the vaccine is injected into my body? Will it hurt? I must not panic. I must be brave.				
	<b>WRITE</b>	Write the  and  words in your dictionary.				

## MONDAY ACTIVITY 2





	<b>READ</b>	Read the  and  words from Monday Activity 1.				
	<b>READ</b>	I must take the cake to my teacher. I baked this cake for her. I think she will like it. I think she will be happy that I baked a cake for her.				
	<b>WRITE</b>	Draw a picture of the word: body				

## TUESDAY ACTIVITY 1





	<b>LOOK &amp; SAY</b>	wondered	body	disease	injected	vaccine
	<b>SOUND OUT</b>	when	which	wheel	whale	
		whip	wheel	when	which	

	<b>READ</b>	I sat and wondered when the whale would come. I want to be friends with the whale but I didn't know when he would come.
	<b>WRITE</b>	Draw a picture of the word: whale







## TUESDAY ACTIVITY 2

	<b>READ</b>	Read the  and  words from Tuesday Activity 1.
	<b>WRITE</b>	<p>1. What did I sit and wonder? I wondered when the _____.</p> <p>2. Who do I want to be friend with? I want to be friends with the _____.</p>



## WEDNESDAY ACTIVITY 1

	<b>LOOK &amp; SAY</b>	wondered	body	disease	injected	vaccine
	<b>SOUND OUT</b>	my	try	why	dry	
		cry	shy	try	my	
	<b>READ</b>	My sister is shy. She will not try to make friends. She will just sit and cry when I try to get her to play with new friends.				
	<b>WRITE</b>	<p>1. Who is shy? My _____ is shy.</p> <p>2. What will my sister do? She will just _____ and _____.</p>				

## WEDNESDAY ACTIVITY 2

	<b>READ</b>	Read the  and  words from Wednesday Activity 1.
	<b>WRITE</b>	Write the  words and  words in your dictionary. Draw a picture of the word: cry

## THURSDAY ACTIVITY 1

	<b>LOOK &amp; SAY</b>	wondered	body	disease	injected	vaccine
	<b>SOUND OUT</b>	when	my	which	why	
		wheel	try	wheel	cry	

	<b>READ</b>	<div data-bbox="368 882 1350 1697" data-label="Image"> </div> <p data-bbox="368 1778 1532 2078">                     Do you know how a vaccine works? Have you wondered about it? A small bit of the disease is injected into your body. This helps you not to get the disease.                 </p>
--	-------------	--

## THURSDAY ACTIVITY 2



READ

Read the  and  words from Thursday Activity 1.



WRITE

Draw a picture of your favourite part of the Big Book story.

## FRIDAY ACTIVITY 1



READ

Read all the  and  words again.



READ

Read the story from Thursday Activity 1.

## FRIDAY ACTIVITY 2



READ

Read all the  and  words again.









WRITE






Write the sentences in your book. Fix the mistakes.

1. do you know how a vaccine works
2. Hav yoo wondered about it?
3. you helps This



## MONDAY ACTIVITY 1



	<b>LOOK &amp; SAY</b>	wondered	body	disease	injected	vaccine
	<b>SOUND OUT</b>	same	take	block	blame	
		bleed	name	bloom	cake	
	<b>READ</b>	Will I bleed when the vaccine is injected into my body? Will it hurt? I must not panic. I must be brave.				
	<b>WRITE</b>	Write the  and  words in your dictionary.				

## MONDAY ACTIVITY 2





	<b>READ</b>	Read the  and  words from Monday Activity 1.				
	<b>READ</b>	I must take the cake to my teacher. I baked this cake for her. I think she will like it. I think she will be happy that I baked a cake for her.				
	<b>WRITE</b>	Draw a picture of the word: body				

## TUESDAY ACTIVITY 1





	<b>LOOK &amp; SAY</b>	wondered	body	disease	injected	vaccine
	<b>SOUND OUT</b>	when	which	wheel	whale	
		whip	wheel	when	which	

	<b>READ</b>	I sat and wondered when the whale would come. I want to be friends with the whale but I didn't know when he would come.
	<b>WRITE</b>	Draw a picture of the word: whale

## TUESDAY ACTIVITY 2







	<b>READ</b>	Read the  and  words from Tuesday Activity 1.
	<b>WRITE</b>	<p>1. What did I sit and wonder? I wondered when the _____.</p> <p>2. Who do I want to be friend with? I want to be friends with the _____.</p>

## WEDNESDAY ACTIVITY 1



	<b>LOOK &amp; SAY</b>	wondered	body	disease	injected	vaccine
	<b>SOUND OUT</b>	my	try	why	dry	
		cry	shy	try	my	
	<b>READ</b>	My sister is shy. She will not try to make friends. She will just sit and cry when I try to get her to play with new friends.				
	<b>WRITE</b>	<p>1. Who is shy? My _____ is shy.</p> <p>2. What will my sister do? She will just _____ and _____.</p>				



## WEDNESDAY ACTIVITY 2

	<b>READ</b>	Read the  and  words from Wednesday Activity 1.
	<b>WRITE</b>	Write the  words and  words in your dictionary. Draw a picture of the word: cry

## THURSDAY ACTIVITY 1

	<b>LOOK &amp; SAY</b>	wondered	body	disease	injected	vaccine
	<b>SOUND OUT</b>	when	my	which	why	
		wheel	try	wheel	cry	

	<b>READ</b>	<div data-bbox="368 882 1350 1697" data-label="Image"> </div> <p data-bbox="368 1780 1532 2078">           Do you know how a vaccine works? Have you wondered about it? A small bit of the disease is injected into your body. This helps you not to get the disease.         </p>
--	-------------	--

## THURSDAY ACTIVITY 2



READ

Read the  and  words from Thursday Activity 1.



WRITE

Draw a picture of your favourite part of the Big Book story.

## FRIDAY ACTIVITY 1



READ

Read all the  and  words again.



READ

Read the story from Thursday Activity 1.

## FRIDAY ACTIVITY 2



READ

Read all the  and  words again.









WRITE






Write the sentences in your book. Fix the mistakes.

1. do you know how a vaccine works
2. Hav yoo wondered about it?
3. you helps This



#### MONDAY ACTIVITY 1



	<b>LOOK &amp; SAY</b>	happened	don't	die	after	properly
	<b>SOUND OUT</b>	when	my	which	why	
		wheel	try	wheel	cry	
	<b>READ</b>	I will try not to cry when I slip and hurt my leg. I will try to be brave. My teacher will help me. She will help me and make me feel brave.				
	<b>WRITE</b>	Write the  and  words in your dictionary.				

#### MONDAY ACTIVITY 2





	<b>READ</b>	Read the  and  words from Monday Activity 1.				
	<b>READ</b>	Do you try your best when you are at school? Do you try to be good and work hard? You must always try your best.				
	<b>WRITE</b>	Draw a picture of the word: wheel				

#### TUESDAY ACTIVITY 1





	<b>LOOK &amp; SAY</b>	happened	don't	die	after	properly
	<b>SOUND OUT</b>	slam	loud	sink	how	
		hurt	take	which	slip	

	<b>READ</b>	Did you take the cup out of the sink? Did you slip when you took the cup out of the sink? Did it hurt when you slipped at the sink?
	<b>WRITE</b>	Draw a picture of the word: slip







## TUESDAY ACTIVITY 2

	<b>READ</b>	Read the  and  words from Tuesday Activity 1.
	<b>WRITE</b>	<p>1. What did you take out of the sink? I took the _____ out of the sink.</p> <p>2. Where did you slip? I slipped at the _____.</p>

## WEDNESDAY ACTIVITY 1


	<b>LOOK &amp; SAY</b>	happened	don't	die	after	properly
	<b>SOUND OUT</b>	my	try	why	dry	
		cry	shy	try	my	
	<b>READ</b>	I try my best and work hard at school. Then I like to play with my friends. I play with my friends after school.				
	<b>WRITE</b>	<p>1. What do I do at school? I try my _____ and _____ at school.</p> <p>2. When do I play with my friends? I play with my friends _____.</p>				

## WEDNESDAY ACTIVITY 2





	<b>READ</b>	Read the  and  words from Wednesday Activity 1.
	<b>WRITE</b>	Write the  words and  words in your dictionary. Draw a picture of the word: <b>wink</b>

## THURSDAY ACTIVITY 1





	<b>LOOK &amp; SAY</b>	happened	don't	die	after	properly
	<b>SOUND OUT</b>	why	bloom	plan	cry	
		shout	dry	brown	blame	

	<b>READ</b>	<div data-bbox="544 887 1378 1697" data-label="Image"> </div> <p data-bbox="371 1760 1509 2056">           I had a plant. Why did the plant die? I don't know what happened. Did I look after my plant properly? I don't think I did. Why didn't my plant bloom? It is brown!         </p>
--	-------------	--





## THURSDAY ACTIVITY 2

	<b>READ</b>	Read the  and  words from Thursday Activity 1.
	<b>WRITE</b>	Draw a picture of your favourite part of the Big Book story.







## FRIDAY ACTIVITY 1

	<b>READ</b>	Read all the  and  words again.
	<b>READ</b>	Read the story from Thursday Activity 1.






## FRIDAY ACTIVITY 2

	<b>READ</b>	Read all the  and  words again.
	<b>WRITE</b>	Write the sentences in your book. Fix the mistakes. 1. why did the plant die 2. I dont thinked i did 3. brown is It



#### MONDAY ACTIVITY 1



	<b>LOOK &amp; SAY</b>	happened	don't	die	after	properly
	<b>SOUND OUT</b>	when	my	which	why	
		wheel	try	wheel	cry	
	<b>READ</b>	I will try not to cry when I slip and hurt my leg. I will try to be brave. My teacher will help me. She will help me and make me feel brave.				
	<b>WRITE</b>	Write the  and  words in your dictionary.				

#### MONDAY ACTIVITY 2





	<b>READ</b>	Read the  and  words from Monday Activity 1.				
	<b>READ</b>	Do you try your best when you are at school? Do you try to be good and work hard? You must always try your best.				
	<b>WRITE</b>	Draw a picture of the word: wheel				

#### TUESDAY ACTIVITY 1





	<b>LOOK &amp; SAY</b>	happened	don't	die	after	properly
	<b>SOUND OUT</b>	slam	loud	sink	how	
		hurt	take	which	slip	

	<b>READ</b>	Did you take the cup out of the sink? Did you slip when you took the cup out of the sink? Did it hurt when you slipped at the sink?
	<b>WRITE</b>	Draw a picture of the word: slip

### TUESDAY ACTIVITY 2







	<b>READ</b>	Read the  and  words from Tuesday Activity 1.
	<b>WRITE</b>	<p>1. What did you take out of the sink? I took the _____ out of the sink.</p> <p>2. Where did you slip? I slipped at the _____.</p>

### WEDNESDAY ACTIVITY 1



	<b>LOOK &amp; SAY</b>	happened	don't	die	after	properly
	<b>SOUND OUT</b>	my	try	why	dry	
		cry	shy	try	my	
	<b>READ</b>	I try my best and work hard at school. Then I like to play with my friends. I play with my friends after school.				
	<b>WRITE</b>	<p>1. What do I do at school? I try my _____ and _____ at school.</p> <p>2. When do I play with my friends? I play with my friends _____.</p>				




## WEDNESDAY ACTIVITY 2





	<b>READ</b>	Read the  and  words from Wednesday Activity 1.
	<b>WRITE</b>	Write the  words and  words in your dictionary. Draw a picture of the word: <b>wink</b>

## THURSDAY ACTIVITY 1



	<b>LOOK &amp; SAY</b>	happened	don't	die	after	properly
	<b>SOUND OUT</b>	why	bloom	plan	cry	
		shout	dry	brown	blame	

	<b>READ</b>	<div data-bbox="544 887 1380 1697" data-label="Image"> </div> <p data-bbox="368 1760 1509 2056">           I had a plant. Why did the plant die? I don't know what happened. Did I look after my plant properly? I don't think I did. Why didn't my plant bloom? It is brown!         </p>
--	-------------	--





## THURSDAY ACTIVITY 2

	<b>READ</b>	Read the  and  words from Thursday Activity 1.
	<b>WRITE</b>	Draw a picture of your favourite part of the Big Book story.







## FRIDAY ACTIVITY 1

	<b>READ</b>	Read all the  and  words again.
	<b>READ</b>	Read the story from Thursday Activity 1.






## FRIDAY ACTIVITY 2

	<b>READ</b>	Read all the  and  words again.
	<b>WRITE</b>	Write the sentences in your book. Fix the mistakes. 1. why did the plant die 2. I dont thinked i did 3. brown is It



#### MONDAY ACTIVITY 1



	<b>LOOK &amp; SAY</b>	happened	don't	die	after	properly
	<b>SOUND OUT</b>	when	my	which	why	
		wheel	try	wheel	cry	
	<b>READ</b>	I will try not to cry when I slip and hurt my leg. I will try to be brave. My teacher will help me. She will help me and make me feel brave.				
	<b>WRITE</b>	Write the  and  words in your dictionary.				

#### MONDAY ACTIVITY 2





	<b>READ</b>	Read the  and  words from Monday Activity 1.				
	<b>READ</b>	Do you try your best when you are at school? Do you try to be good and work hard? You must always try your best.				
	<b>WRITE</b>	Draw a picture of the word: wheel				

#### TUESDAY ACTIVITY 1





	<b>LOOK &amp; SAY</b>	happened	don't	die	after	properly
	<b>SOUND OUT</b>	slam	loud	sink	how	
		hurt	take	which	slip	

	<b>READ</b>	Did you take the cup out of the sink? Did you slip when you took the cup out of the sink? Did it hurt when you slipped at the sink?
	<b>WRITE</b>	Draw a picture of the word: slip







## TUESDAY ACTIVITY 2

	<b>READ</b>	Read the  and  words from Tuesday Activity 1.
	<b>WRITE</b>	<p>1. What did you take out of the sink? I took the _____ out of the sink.</p> <p>2. Where did you slip? I slipped at the _____.</p>

## WEDNESDAY ACTIVITY 1


	<b>LOOK &amp; SAY</b>	happened	don't	die	after	properly
	<b>SOUND OUT</b>	my	try	why	dry	
		cry	shy	try	my	
	<b>READ</b>	I try my best and work hard at school. Then I like to play with my friends. I play with my friends after school.				
	<b>WRITE</b>	<p>1. What do I do at school? I try my _____ and _____ at school.</p> <p>2. When do I play with my friends? I play with my friends _____.</p>				

## WEDNESDAY ACTIVITY 2





	<b>READ</b>	Read the  and  words from Wednesday Activity 1.
	<b>WRITE</b>	Write the  words and  words in your dictionary. Draw a picture of the word: <b>wink</b>

## THURSDAY ACTIVITY 1





	<b>LOOK &amp; SAY</b>	happened	don't	die	after	properly
	<b>SOUND OUT</b>	why	bloom	plan	cry	
		shout	dry	brown	blame	

	<b>READ</b>	<div data-bbox="544 887 1378 1697" data-label="Image"> </div> <p data-bbox="368 1760 1509 2056">           I had a plant. Why did the plant die? I don't know what happened. Did I look after my plant properly? I don't think I did. Why didn't my plant bloom? It is brown!         </p>
--	-------------	--





## THURSDAY ACTIVITY 2

	<b>READ</b>	Read the  and  words from Thursday Activity 1.
	<b>WRITE</b>	Draw a picture of your favourite part of the Big Book story.







## FRIDAY ACTIVITY 1

	<b>READ</b>	Read all the  and  words again.
	<b>READ</b>	Read the story from Thursday Activity 1.






## FRIDAY ACTIVITY 2

	<b>READ</b>	Read all the  and  words again.
	<b>WRITE</b>	Write the sentences in your book. Fix the mistakes. 1. why did the plant die 2. I dont thinked i did 3. brown is It



#### MONDAY ACTIVITY 1



	<b>LOOK &amp; SAY</b>	happened	don't	die	after	properly
	<b>SOUND OUT</b>	when	my	which	why	
		wheel	try	wheel	cry	
	<b>READ</b>	I will try not to cry when I slip and hurt my leg. I will try to be brave. My teacher will help me. She will help me and make me feel brave.				
	<b>WRITE</b>	Write the  and  words in your dictionary.				

#### MONDAY ACTIVITY 2





	<b>READ</b>	Read the  and  words from Monday Activity 1.				
	<b>READ</b>	Do you try your best when you are at school? Do you try to be good and work hard? You must always try your best.				
	<b>WRITE</b>	Draw a picture of the word: wheel				

#### TUESDAY ACTIVITY 1





	<b>LOOK &amp; SAY</b>	happened	don't	die	after	properly
	<b>SOUND OUT</b>	slam	loud	sink	how	
		hurt	take	which	slip	

	<b>READ</b>	Did you take the cup out of the sink? Did you slip when you took the cup out of the sink? Did it hurt when you slipped at the sink?
	<b>WRITE</b>	Draw a picture of the word: slip

## TUESDAY ACTIVITY 2







	<b>READ</b>	Read the  and  words from Tuesday Activity 1.
	<b>WRITE</b>	<p>1. What did you take out of the sink? I took the _____ out of the sink.</p> <p>2. Where did you slip? I slipped at the _____.</p>

## WEDNESDAY ACTIVITY 1



	<b>LOOK &amp; SAY</b>	happened	don't	die	after	properly
	<b>SOUND OUT</b>	my	try	why	dry	
		cry	shy	try	my	
	<b>READ</b>	I try my best and work hard at school. Then I like to play with my friends. I play with my friends after school.				
	<b>WRITE</b>	<p>1. What do I do at school? I try my _____ and _____ at school.</p> <p>2. When do I play with my friends? I play with my friends _____.</p>				




## WEDNESDAY ACTIVITY 2





	<b>READ</b>	Read the  and  words from Wednesday Activity 1.
	<b>WRITE</b>	Write the  words and  words in your dictionary. Draw a picture of the word: <b>wink</b>

## THURSDAY ACTIVITY 1





	<b>LOOK &amp; SAY</b>	happened	don't	die	after	properly
	<b>SOUND OUT</b>	why	bloom	plan	cry	
		shout	dry	brown	blame	

	<b>READ</b>	<div data-bbox="544 887 1378 1697" data-label="Image"> </div> <p data-bbox="368 1760 1509 2056">           I had a plant. Why did the plant die? I don't know what happened. Did I look after my plant properly? I don't think I did. Why didn't my plant bloom? It is brown!         </p>
--	-------------	--





## THURSDAY ACTIVITY 2

	<b>READ</b>	Read the  and  words from Thursday Activity 1.
	<b>WRITE</b>	Draw a picture of your favourite part of the Big Book story.







## FRIDAY ACTIVITY 1

	<b>READ</b>	Read all the  and  words again.
	<b>READ</b>	Read the story from Thursday Activity 1.






## FRIDAY ACTIVITY 2

	<b>READ</b>	Read all the  and  words again.
	<b>WRITE</b>	Write the sentences in your book. Fix the mistakes. 1. why did the plant die 2. I dont thinked i did 3. brown is It



#### MONDAY ACTIVITY 1



	<b>LOOK &amp; SAY</b>	happened	don't	die	after	properly
	<b>SOUND OUT</b>	when	my	which	why	
		wheel	try	wheel	cry	
	<b>READ</b>	I will try not to cry when I slip and hurt my leg. I will try to be brave. My teacher will help me. She will help me and make me feel brave.				
	<b>WRITE</b>	Write the  and  words in your dictionary.				

#### MONDAY ACTIVITY 2





	<b>READ</b>	Read the  and  words from Monday Activity 1.				
	<b>READ</b>	Do you try your best when you are at school? Do you try to be good and work hard? You must always try your best.				
	<b>WRITE</b>	Draw a picture of the word: wheel				

#### TUESDAY ACTIVITY 1





	<b>LOOK &amp; SAY</b>	happened	don't	die	after	properly
	<b>SOUND OUT</b>	slam	loud	sink	how	
		hurt	take	which	slip	

	<b>READ</b>	Did you take the cup out of the sink? Did you slip when you took the cup out of the sink? Did it hurt when you slipped at the sink?
	<b>WRITE</b>	Draw a picture of the word: slip







## TUESDAY ACTIVITY 2

	<b>READ</b>	Read the  and  words from Tuesday Activity 1.
	<b>WRITE</b>	<p>1. What did you take out of the sink? I took the _____ out of the sink.</p> <p>2. Where did you slip? I slipped at the _____.</p>



## WEDNESDAY ACTIVITY 1


	<b>LOOK &amp; SAY</b>	happened	don't	die	after	properly
	<b>SOUND OUT</b>	my	try	why	dry	
		cry	shy	try	my	
	<b>READ</b>	I try my best and work hard at school. Then I like to play with my friends. I play with my friends after school.				
	<b>WRITE</b>	<p>1. What do I do at school? I try my _____ and _____ at school.</p> <p>2. When do I play with my friends? I play with my friends _____.</p>				

## WEDNESDAY ACTIVITY 2





	<b>READ</b>	Read the  and  words from Wednesday Activity 1.
	<b>WRITE</b>	Write the  words and  words in your dictionary. Draw a picture of the word: <b>wink</b>

## THURSDAY ACTIVITY 1





	<b>LOOK &amp; SAY</b>	happened	don't	die	after	properly
	<b>SOUND OUT</b>	why	bloom	plan	cry	
		shout	dry	brown	blame	

	<b>READ</b>	<div data-bbox="544 887 1380 1697" data-label="Image"> </div> <p data-bbox="370 1760 1509 2056">           I had a plant. Why did the plant die? I don't know what happened. Did I look after my plant properly? I don't think I did. Why didn't my plant bloom? It is brown!         </p>
--	-------------	--





## THURSDAY ACTIVITY 2

	<b>READ</b>	Read the  and  words from Thursday Activity 1.
	<b>WRITE</b>	Draw a picture of your favourite part of the Big Book story.







## FRIDAY ACTIVITY 1

	<b>READ</b>	Read all the  and  words again.
	<b>READ</b>	Read the story from Thursday Activity 1.






## FRIDAY ACTIVITY 2

	<b>READ</b>	Read all the  and  words again.
	<b>WRITE</b>	Write the sentences in your book. Fix the mistakes. 1. why did the plant die 2. I dont thinked i did 3. brown is It



#### MONDAY ACTIVITY 1



	<b>LOOK &amp; SAY</b>	happened	don't	die	after	properly
	<b>SOUND OUT</b>	when	my	which	why	
		wheel	try	wheel	cry	
	<b>READ</b>	I will try not to cry when I slip and hurt my leg. I will try to be brave. My teacher will help me. She will help me and make me feel brave.				
	<b>WRITE</b>	Write the  and  words in your dictionary.				

#### MONDAY ACTIVITY 2





	<b>READ</b>	Read the  and  words from Monday Activity 1.				
	<b>READ</b>	Do you try your best when you are at school? Do you try to be good and work hard? You must always try your best.				
	<b>WRITE</b>	Draw a picture of the word: wheel				

#### TUESDAY ACTIVITY 1





	<b>LOOK &amp; SAY</b>	happened	don't	die	after	properly
	<b>SOUND OUT</b>	slam	loud	sink	how	
		hurt	take	which	slip	

	<b>READ</b>	Did you take the cup out of the sink? Did you slip when you took the cup out of the sink? Did it hurt when you slipped at the sink?
	<b>WRITE</b>	Draw a picture of the word: slip

**TUESDAY ACTIVITY 2**







	<b>READ</b>	Read the  and  words from Tuesday Activity 1.
	<b>WRITE</b>	<p>1. What did you take out of the sink? I took the _____ out of the sink.</p> <p>2. Where did you slip? I slipped at the _____.</p>

**WEDNESDAY ACTIVITY 1**



	<b>LOOK &amp; SAY</b>	happened	don't	die	after	properly
	<b>SOUND OUT</b>	my	try	why	dry	
		cry	shy	try	my	
	<b>READ</b>	I try my best and work hard at school. Then I like to play with my friends. I play with my friends after school.				
	<b>WRITE</b>	<p>1. What do I do at school? I try my _____ and _____ at school.</p> <p>2. When do I play with my friends? I play with my friends _____.</p>				




## WEDNESDAY ACTIVITY 2





	<b>READ</b>	Read the  and  words from Wednesday Activity 1.
	<b>WRITE</b>	Write the  words and  words in your dictionary. Draw a picture of the word: <b>wink</b>

## THURSDAY ACTIVITY 1



	<b>LOOK &amp; SAY</b>	happened	don't	die	after	properly
	<b>SOUND OUT</b>	why	bloom	plan	cry	
		shout	dry	brown	blame	

	<b>READ</b>	<div data-bbox="544 887 1380 1697" data-label="Image"> </div> <p data-bbox="370 1760 1509 2056">           I had a plant. Why did the plant die? I don't know what happened. Did I look after my plant properly? I don't think I did. Why didn't my plant bloom? It is brown!         </p>
--	-------------	--





## THURSDAY ACTIVITY 2

	<b>READ</b>	Read the  and  words from Thursday Activity 1.
	<b>WRITE</b>	Draw a picture of your favourite part of the Big Book story.







## FRIDAY ACTIVITY 1

	<b>READ</b>	Read all the  and  words again.
	<b>READ</b>	Read the story from Thursday Activity 1.






## FRIDAY ACTIVITY 2

	<b>READ</b>	Read all the  and  words again.
	<b>WRITE</b>	Write the sentences in your book. Fix the mistakes. 1. why did the plant die 2. I dont thinked i did 3. brown is It



#### MONDAY ACTIVITY 1



	<b>LOOK &amp; SAY</b>	happened	don't	die	after	properly
	<b>SOUND OUT</b>	when	my	which	why	
		wheel	try	wheel	cry	
	<b>READ</b>	I will try not to cry when I slip and hurt my leg. I will try to be brave. My teacher will help me. She will help me and make me feel brave.				
	<b>WRITE</b>	Write the  and  words in your dictionary.				

#### MONDAY ACTIVITY 2





	<b>READ</b>	Read the  and  words from Monday Activity 1.				
	<b>READ</b>	Do you try your best when you are at school? Do you try to be good and work hard? You must always try your best.				
	<b>WRITE</b>	Draw a picture of the word: wheel				

#### TUESDAY ACTIVITY 1





	<b>LOOK &amp; SAY</b>	happened	don't	die	after	properly
	<b>SOUND OUT</b>	slam	loud	sink	how	
		hurt	take	which	slip	

	<b>READ</b>	Did you take the cup out of the sink? Did you slip when you took the cup out of the sink? Did it hurt when you slipped at the sink?
	<b>WRITE</b>	Draw a picture of the word: slip







## TUESDAY ACTIVITY 2

	<b>READ</b>	Read the  and  words from Tuesday Activity 1.
	<b>WRITE</b>	<p>1. What did you take out of the sink? I took the _____ out of the sink.</p> <p>2. Where did you slip? I slipped at the _____.</p>

## WEDNESDAY ACTIVITY 1


	<b>LOOK &amp; SAY</b>	happened	don't	die	after	properly
	<b>SOUND OUT</b>	my	try	why	dry	
		cry	shy	try	my	
	<b>READ</b>	I try my best and work hard at school. Then I like to play with my friends. I play with my friends after school.				
	<b>WRITE</b>	<p>1. What do I do at school? I try my _____ and _____ at school.</p> <p>2. When do I play with my friends? I play with my friends _____.</p>				

## WEDNESDAY ACTIVITY 2





	<b>READ</b>	Read the  and  words from Wednesday Activity 1.
	<b>WRITE</b>	Write the  words and  words in your dictionary. Draw a picture of the word: <b>wink</b>

## THURSDAY ACTIVITY 1





	<b>LOOK &amp; SAY</b>	happened	don't	die	after	properly
	<b>SOUND OUT</b>	why	bloom	plan	cry	
		shout	dry	brown	blame	

	<b>READ</b>	<div data-bbox="544 887 1380 1697" data-label="Image"> </div> <p data-bbox="368 1758 1513 2056">           I had a plant. Why did the plant die? I don't know what happened. Did I look after my plant properly? I don't think I did. Why didn't my plant bloom? It is brown!         </p>
--	-------------	--





## THURSDAY ACTIVITY 2

	<b>READ</b>	Read the  and  words from Thursday Activity 1.
	<b>WRITE</b>	Draw a picture of your favourite part of the Big Book story.







## FRIDAY ACTIVITY 1

	<b>READ</b>	Read all the  and  words again.
	<b>READ</b>	Read the story from Thursday Activity 1.






## FRIDAY ACTIVITY 2

	<b>READ</b>	Read all the  and  words again.
	<b>WRITE</b>	Write the sentences in your book. Fix the mistakes. 1. why did the plant die 2. I dont thinked i did 3. brown is It



### MONDAY ACTIVITY 1



	<b>LOOK &amp; SAY</b>	happened	don't	die	after	properly
	<b>SOUND OUT</b>	when	my	which	why	
		wheel	try	wheel	cry	
	<b>READ</b>	I will try not to cry when I slip and hurt my leg. I will try to be brave. My teacher will help me. She will help me and make me feel brave.				
	<b>WRITE</b>	Write the  and  words in your dictionary.				

### MONDAY ACTIVITY 2





	<b>READ</b>	Read the  and  words from Monday Activity 1.				
	<b>READ</b>	Do you try your best when you are at school? Do you try to be good and work hard? You must always try your best.				
	<b>WRITE</b>	Draw a picture of the word: wheel				

### TUESDAY ACTIVITY 1





	<b>LOOK &amp; SAY</b>	happened	don't	die	after	properly
	<b>SOUND OUT</b>	slam	loud	sink	how	
		hurt	take	which	slip	

	<b>READ</b>	Did you take the cup out of the sink? Did you slip when you took the cup out of the sink? Did it hurt when you slipped at the sink?
	<b>WRITE</b>	Draw a picture of the word: slip

## TUESDAY ACTIVITY 2







	<b>READ</b>	Read the  and  words from Tuesday Activity 1.
	<b>WRITE</b>	<p>1. What did you take out of the sink? I took the _____ out of the sink.</p> <p>2. Where did you slip? I slipped at the _____.</p>

## WEDNESDAY ACTIVITY 1



	<b>LOOK &amp; SAY</b>	happened	don't	die	after	properly
	<b>SOUND OUT</b>	my	try	why	dry	
		cry	shy	try	my	
	<b>READ</b>	I try my best and work hard at school. Then I like to play with my friends. I play with my friends after school.				
	<b>WRITE</b>	<p>1. What do I do at school? I try my _____ and _____ at school.</p> <p>2. When do I play with my friends? I play with my friends _____.</p>				




## WEDNESDAY ACTIVITY 2





	<b>READ</b>	Read the  and  words from Wednesday Activity 1.
	<b>WRITE</b>	Write the  words and  words in your dictionary. Draw a picture of the word: <b>wink</b>

## THURSDAY ACTIVITY 1



	<b>LOOK &amp; SAY</b>	happened	don't	die	after	properly
	<b>SOUND OUT</b>	why	bloom	plan	cry	
		shout	dry	brown	blame	

	<b>READ</b>	<div data-bbox="544 887 1380 1697" data-label="Image"> </div> <p data-bbox="370 1760 1509 2056">           I had a plant. Why did the plant die? I don't know what happened. Did I look after my plant properly? I don't think I did. Why didn't my plant bloom? It is brown!         </p>
--	-------------	--





## THURSDAY ACTIVITY 2

	<b>READ</b>	Read the  and  words from Thursday Activity 1.
	<b>WRITE</b>	Draw a picture of your favourite part of the Big Book story.







## FRIDAY ACTIVITY 1

	<b>READ</b>	Read all the  and  words again.
	<b>READ</b>	Read the story from Thursday Activity 1.






## FRIDAY ACTIVITY 2

	<b>READ</b>	Read all the  and  words again.
	<b>WRITE</b>	Write the sentences in your book. Fix the mistakes. 1. why did the plant die 2. I dont thinked i did 3. brown is It



#### MONDAY ACTIVITY 1



	<b>LOOK &amp; SAY</b>	happened	don't	die	after	properly
	<b>SOUND OUT</b>	when	my	which	why	
		wheel	try	wheel	cry	
	<b>READ</b>	I will try not to cry when I slip and hurt my leg. I will try to be brave. My teacher will help me. She will help me and make me feel brave.				
	<b>WRITE</b>	Write the  and  words in your dictionary.				

#### MONDAY ACTIVITY 2





	<b>READ</b>	Read the  and  words from Monday Activity 1.				
	<b>READ</b>	Do you try your best when you are at school? Do you try to be good and work hard? You must always try your best.				
	<b>WRITE</b>	Draw a picture of the word: wheel				

#### TUESDAY ACTIVITY 1





	<b>LOOK &amp; SAY</b>	happened	don't	die	after	properly
	<b>SOUND OUT</b>	slam	loud	sink	how	
		hurt	take	which	slip	

	<b>READ</b>	Did you take the cup out of the sink? Did you slip when you took the cup out of the sink? Did it hurt when you slipped at the sink?
	<b>WRITE</b>	Draw a picture of the word: slip







## TUESDAY ACTIVITY 2

	<b>READ</b>	Read the  and  words from Tuesday Activity 1.
	<b>WRITE</b>	<p>1. What did you take out of the sink? I took the _____ out of the sink.</p> <p>2. Where did you slip? I slipped at the _____.</p>

## WEDNESDAY ACTIVITY 1


	<b>LOOK &amp; SAY</b>	happened	don't	die	after	properly
	<b>SOUND OUT</b>	my	try	why	dry	
		cry	shy	try	my	
	<b>READ</b>	I try my best and work hard at school. Then I like to play with my friends. I play with my friends after school.				
	<b>WRITE</b>	<p>1. What do I do at school? I try my _____ and _____ at school.</p> <p>2. When do I play with my friends? I play with my friends _____.</p>				

## WEDNESDAY ACTIVITY 2





	<b>READ</b>	Read the  and  words from Wednesday Activity 1.
	<b>WRITE</b>	Write the  words and  words in your dictionary. Draw a picture of the word: <b>wink</b>

## THURSDAY ACTIVITY 1





	<b>LOOK &amp; SAY</b>	happened	don't	die	after	properly
	<b>SOUND OUT</b>	why	bloom	plan	cry	
		shout	dry	brown	blame	

	<b>READ</b>	<div data-bbox="544 887 1378 1697" data-label="Image"> </div> <p data-bbox="371 1760 1509 2056">           I had a plant. Why did the plant die? I don't know what happened. Did I look after my plant properly? I don't think I did. Why didn't my plant bloom? It is brown!         </p>
--	-------------	--





## THURSDAY ACTIVITY 2

	<b>READ</b>	Read the  and  words from Thursday Activity 1.
	<b>WRITE</b>	Draw a picture of your favourite part of the Big Book story.







## FRIDAY ACTIVITY 1

	<b>READ</b>	Read all the  and  words again.
	<b>READ</b>	Read the story from Thursday Activity 1.






## FRIDAY ACTIVITY 2

	<b>READ</b>	Read all the  and  words again.
	<b>WRITE</b>	Write the sentences in your book. Fix the mistakes. 1. why did the plant die 2. I dont thinked i did 3. brown is It



#### MONDAY ACTIVITY 1



	<b>LOOK &amp; SAY</b>	happened	don't	die	after	properly
	<b>SOUND OUT</b>	when	my	which	why	
		wheel	try	wheel	cry	
	<b>READ</b>	I will try not to cry when I slip and hurt my leg. I will try to be brave. My teacher will help me. She will help me and make me feel brave.				
	<b>WRITE</b>	Write the  and  words in your dictionary.				

#### MONDAY ACTIVITY 2





	<b>READ</b>	Read the  and  words from Monday Activity 1.				
	<b>READ</b>	Do you try your best when you are at school? Do you try to be good and work hard? You must always try your best.				
	<b>WRITE</b>	Draw a picture of the word: wheel				

#### TUESDAY ACTIVITY 1





	<b>LOOK &amp; SAY</b>	happened	don't	die	after	properly
	<b>SOUND OUT</b>	slam	loud	sink	how	
		hurt	take	which	slip	

	<b>READ</b>	Did you take the cup out of the sink? Did you slip when you took the cup out of the sink? Did it hurt when you slipped at the sink?
	<b>WRITE</b>	Draw a picture of the word: slip

**TUESDAY ACTIVITY 2**







	<b>READ</b>	Read the  and  words from Tuesday Activity 1.
	<b>WRITE</b>	<p>1. What did you take out of the sink? I took the _____ out of the sink.</p> <p>2. Where did you slip? I slipped at the _____.</p>

**WEDNESDAY ACTIVITY 1**



	<b>LOOK &amp; SAY</b>	happened	don't	die	after	properly
	<b>SOUND OUT</b>	my	try	why	dry	
		cry	shy	try	my	
	<b>READ</b>	I try my best and work hard at school. Then I like to play with my friends. I play with my friends after school.				
	<b>WRITE</b>	<p>1. What do I do at school? I try my _____ and _____ at school.</p> <p>2. When do I play with my friends? I play with my friends _____.</p>				




## WEDNESDAY ACTIVITY 2





	<b>READ</b>	Read the  and  words from Wednesday Activity 1.
	<b>WRITE</b>	Write the  words and  words in your dictionary. Draw a picture of the word: <b>wink</b>

## THURSDAY ACTIVITY 1



	<b>LOOK &amp; SAY</b>	happened	don't	die	after	properly
	<b>SOUND OUT</b>	why	bloom	plan	cry	
		shout	dry	brown	blame	

	<b>READ</b>	<div data-bbox="544 887 1380 1697" data-label="Image"> </div> <p data-bbox="368 1758 1513 2056">           I had a plant. Why did the plant die? I don't know what happened. Did I look after my plant properly? I don't think I did. Why didn't my plant bloom? It is brown!         </p>
--	-------------	--





## THURSDAY ACTIVITY 2

	<b>READ</b>	Read the  and  words from Thursday Activity 1.
	<b>WRITE</b>	Draw a picture of your favourite part of the Big Book story.







## FRIDAY ACTIVITY 1

	<b>READ</b>	Read all the  and  words again.
	<b>READ</b>	Read the story from Thursday Activity 1.






## FRIDAY ACTIVITY 2

	<b>READ</b>	Read all the  and  words again.
	<b>WRITE</b>	Write the sentences in your book. Fix the mistakes. 1. why did the plant die 2. I dont thinked i did 3. brown is It



#### MONDAY ACTIVITY 1



	<b>LOOK &amp; SAY</b>	happened	don't	die	after	properly
	<b>SOUND OUT</b>	when	my	which	why	
		wheel	try	wheel	cry	
	<b>READ</b>	I will try not to cry when I slip and hurt my leg. I will try to be brave. My teacher will help me. She will help me and make me feel brave.				
	<b>WRITE</b>	Write the  and  words in your dictionary.				

#### MONDAY ACTIVITY 2





	<b>READ</b>	Read the  and  words from Monday Activity 1.				
	<b>READ</b>	Do you try your best when you are at school? Do you try to be good and work hard? You must always try your best.				
	<b>WRITE</b>	Draw a picture of the word: wheel				

#### TUESDAY ACTIVITY 1





	<b>LOOK &amp; SAY</b>	happened	don't	die	after	properly
	<b>SOUND OUT</b>	slam	loud	sink	how	
		hurt	take	which	slip	

	<b>READ</b>	Did you take the cup out of the sink? Did you slip when you took the cup out of the sink? Did it hurt when you slipped at the sink?
	<b>WRITE</b>	Draw a picture of the word: slip







## TUESDAY ACTIVITY 2

	<b>READ</b>	Read the  and  words from Tuesday Activity 1.
	<b>WRITE</b>	<p>1. What did you take out of the sink? I took the _____ out of the sink.</p> <p>2. Where did you slip? I slipped at the _____.</p>

## WEDNESDAY ACTIVITY 1


	<b>LOOK &amp; SAY</b>	happened	don't	die	after	properly
	<b>SOUND OUT</b>	my	try	why	dry	
		cry	shy	try	my	
	<b>READ</b>	I try my best and work hard at school. Then I like to play with my friends. I play with my friends after school.				
	<b>WRITE</b>	<p>1. What do I do at school? I try my _____ and _____ at school.</p> <p>2. When do I play with my friends? I play with my friends _____.</p>				

## WEDNESDAY ACTIVITY 2





	<b>READ</b>	Read the  and  words from Wednesday Activity 1.
	<b>WRITE</b>	Write the  words and  words in your dictionary. Draw a picture of the word: <b>wink</b>

## THURSDAY ACTIVITY 1





	<b>LOOK &amp; SAY</b>	happened	don't	die	after	properly
	<b>SOUND OUT</b>	why	bloom	plan	cry	
		shout	dry	brown	blame	

	<b>READ</b>	<div data-bbox="544 887 1380 1697" data-label="Image"> </div> <p data-bbox="368 1758 1513 2056">           I had a plant. Why did the plant die? I don't know what happened. Did I look after my plant properly? I don't think I did. Why didn't my plant bloom? It is brown!         </p>
--	-------------	--





## THURSDAY ACTIVITY 2

	<b>READ</b>	Read the  and  words from Thursday Activity 1.
	<b>WRITE</b>	Draw a picture of your favourite part of the Big Book story.







## FRIDAY ACTIVITY 1

	<b>READ</b>	Read all the  and  words again.
	<b>READ</b>	Read the story from Thursday Activity 1.






## FRIDAY ACTIVITY 2

	<b>READ</b>	Read all the  and  words again.
	<b>WRITE</b>	Write the sentences in your book. Fix the mistakes. 1. why did the plant die 2. I dont thinked i did 3. brown is It



#### MONDAY ACTIVITY 1



	<b>LOOK &amp; SAY</b>	happened	don't	die	after	properly
	<b>SOUND OUT</b>	when	my	which	why	
		wheel	try	wheel	cry	
	<b>READ</b>	I will try not to cry when I slip and hurt my leg. I will try to be brave. My teacher will help me. She will help me and make me feel brave.				
	<b>WRITE</b>	Write the  and  words in your dictionary.				

#### MONDAY ACTIVITY 2





	<b>READ</b>	Read the  and  words from Monday Activity 1.				
	<b>READ</b>	Do you try your best when you are at school? Do you try to be good and work hard? You must always try your best.				
	<b>WRITE</b>	Draw a picture of the word: wheel				

#### TUESDAY ACTIVITY 1





	<b>LOOK &amp; SAY</b>	happened	don't	die	after	properly
	<b>SOUND OUT</b>	slam	loud	sink	how	
		hurt	take	which	slip	

	<b>READ</b>	Did you take the cup out of the sink? Did you slip when you took the cup out of the sink? Did it hurt when you slipped at the sink?
	<b>WRITE</b>	Draw a picture of the word: slip

## TUESDAY ACTIVITY 2







	<b>READ</b>	Read the  and  words from Tuesday Activity 1.
	<b>WRITE</b>	<p>1. What did you take out of the sink? I took the _____ out of the sink.</p> <p>2. Where did you slip? I slipped at the _____.</p>

## WEDNESDAY ACTIVITY 1



	<b>LOOK &amp; SAY</b>	happened	don't	die	after	properly
	<b>SOUND OUT</b>	my	try	why	dry	
		cry	shy	try	my	
	<b>READ</b>	I try my best and work hard at school. Then I like to play with my friends. I play with my friends after school.				
	<b>WRITE</b>	<p>1. What do I do at school? I try my _____ and _____ at school.</p> <p>2. When do I play with my friends? I play with my friends _____.</p>				




## WEDNESDAY ACTIVITY 2





	<b>READ</b>	Read the  and  words from Wednesday Activity 1.
	<b>WRITE</b>	Write the  words and  words in your dictionary. Draw a picture of the word: <b>wink</b>

## THURSDAY ACTIVITY 1



	<b>LOOK &amp; SAY</b>	happened	don't	die	after	properly
	<b>SOUND OUT</b>	why	bloom	plan	cry	
		shout	dry	brown	blame	

	<b>READ</b>	<div data-bbox="544 887 1380 1697" data-label="Image"> </div> <p data-bbox="368 1758 1513 2056">           I had a plant. Why did the plant die? I don't know what happened. Did I look after my plant properly? I don't think I did. Why didn't my plant bloom? It is brown!         </p>
--	-------------	--





## THURSDAY ACTIVITY 2

	<b>READ</b>	Read the  and  words from Thursday Activity 1.
	<b>WRITE</b>	Draw a picture of your favourite part of the Big Book story.







## FRIDAY ACTIVITY 1

	<b>READ</b>	Read all the  and  words again.
	<b>READ</b>	Read the story from Thursday Activity 1.






## FRIDAY ACTIVITY 2

	<b>READ</b>	Read all the  and  words again.
	<b>WRITE</b>	Write the sentences in your book. Fix the mistakes. 1. why did the plant die 2. I dont thinked i did 3. brown is It



#### MONDAY ACTIVITY 1



	<b>LOOK &amp; SAY</b>	happened	don't	die	after	properly
	<b>SOUND OUT</b>	when	my	which	why	
		wheel	try	wheel	cry	
	<b>READ</b>	I will try not to cry when I slip and hurt my leg. I will try to be brave. My teacher will help me. She will help me and make me feel brave.				
	<b>WRITE</b>	Write the  and  words in your dictionary.				

#### MONDAY ACTIVITY 2





	<b>READ</b>	Read the  and  words from Monday Activity 1.				
	<b>READ</b>	Do you try your best when you are at school? Do you try to be good and work hard? You must always try your best.				
	<b>WRITE</b>	Draw a picture of the word: wheel				

#### TUESDAY ACTIVITY 1





	<b>LOOK &amp; SAY</b>	happened	don't	die	after	properly
	<b>SOUND OUT</b>	slam	loud	sink	how	
		hurt	take	which	slip	

	<b>READ</b>	Did you take the cup out of the sink? Did you slip when you took the cup out of the sink? Did it hurt when you slipped at the sink?
	<b>WRITE</b>	Draw a picture of the word: slip







### TUESDAY ACTIVITY 2

	<b>READ</b>	Read the  and  words from Tuesday Activity 1.
	<b>WRITE</b>	<p>1. What did you take out of the sink? I took the _____ out of the sink.</p> <p>2. Where did you slip? I slipped at the _____.</p>

### WEDNESDAY ACTIVITY 1


	<b>LOOK &amp; SAY</b>	happened	don't	die	after	properly
	<b>SOUND OUT</b>	my	try	why	dry	
		cry	shy	try	my	
	<b>READ</b>	I try my best and work hard at school. Then I like to play with my friends. I play with my friends after school.				
	<b>WRITE</b>	<p>1. What do I do at school? I try my _____ and _____ at school.</p> <p>2. When do I play with my friends? I play with my friends _____.</p>				

## WEDNESDAY ACTIVITY 2





	<b>READ</b>	Read the  and  words from Wednesday Activity 1.
	<b>WRITE</b>	Write the  words and  words in your dictionary. Draw a picture of the word: <b>wink</b>

## THURSDAY ACTIVITY 1





	<b>LOOK &amp; SAY</b>	happened	don't	die	after	properly
	<b>SOUND OUT</b>	why	bloom	plan	cry	
		shout	dry	brown	blame	

	<b>READ</b>	<div data-bbox="544 887 1380 1697" data-label="Image"> </div> <p data-bbox="368 1758 1513 2056">           I had a plant. Why did the plant die? I don't know what happened. Did I look after my plant properly? I don't think I did. Why didn't my plant bloom? It is brown!         </p>
--	-------------	--





## THURSDAY ACTIVITY 2

	<b>READ</b>	Read the  and  words from Thursday Activity 1.
	<b>WRITE</b>	Draw a picture of your favourite part of the Big Book story.







## FRIDAY ACTIVITY 1

	<b>READ</b>	Read all the  and  words again.
	<b>READ</b>	Read the story from Thursday Activity 1.






## FRIDAY ACTIVITY 2

	<b>READ</b>	Read all the  and  words again.
	<b>WRITE</b>	Write the sentences in your book. Fix the mistakes. 1. why did the plant die 2. I dont thinked i did 3. brown is It



#### MONDAY ACTIVITY 1



	<b>LOOK &amp; SAY</b>	happened	don't	die	after	properly
	<b>SOUND OUT</b>	when	my	which	why	
		wheel	try	wheel	cry	
	<b>READ</b>	I will try not to cry when I slip and hurt my leg. I will try to be brave. My teacher will help me. She will help me and make me feel brave.				
	<b>WRITE</b>	Write the  and  words in your dictionary.				

#### MONDAY ACTIVITY 2





	<b>READ</b>	Read the  and  words from Monday Activity 1.				
	<b>READ</b>	Do you try your best when you are at school? Do you try to be good and work hard? You must always try your best.				
	<b>WRITE</b>	Draw a picture of the word: wheel				

#### TUESDAY ACTIVITY 1





	<b>LOOK &amp; SAY</b>	happened	don't	die	after	properly
	<b>SOUND OUT</b>	slam	loud	sink	how	
		hurt	take	which	slip	

	<b>READ</b>	Did you take the cup out of the sink? Did you slip when you took the cup out of the sink? Did it hurt when you slipped at the sink?
	<b>WRITE</b>	Draw a picture of the word: slip

## TUESDAY ACTIVITY 2







	<b>READ</b>	Read the  and  words from Tuesday Activity 1.
	<b>WRITE</b>	<p>1. What did you take out of the sink? I took the _____ out of the sink.</p> <p>2. Where did you slip? I slipped at the _____.</p>

## WEDNESDAY ACTIVITY 1


	<b>LOOK &amp; SAY</b>	happened	don't	die	after	properly
	<b>SOUND OUT</b>	my	try	why	dry	
		cry	shy	try	my	
	<b>READ</b>	I try my best and work hard at school. Then I like to play with my friends. I play with my friends after school.				
	<b>WRITE</b>	<p>1. What do I do at school? I try my _____ and _____ at school.</p> <p>2. When do I play with my friends? I play with my friends _____.</p>				




## WEDNESDAY ACTIVITY 2





	<b>READ</b>	Read the  and  words from Wednesday Activity 1.
	<b>WRITE</b>	Write the  words and  words in your dictionary. Draw a picture of the word: <b>wink</b>

## THURSDAY ACTIVITY 1



	<b>LOOK &amp; SAY</b>	happened	don't	die	after	properly
	<b>SOUND OUT</b>	why	bloom	plan	cry	
		shout	dry	brown	blame	

	<b>READ</b>	<div data-bbox="544 887 1378 1697" data-label="Image"> </div> <p data-bbox="371 1760 1509 2056">           I had a plant. Why did the plant die? I don't know what happened. Did I look after my plant properly? I don't think I did. Why didn't my plant bloom? It is brown!         </p>
--	-------------	--





## THURSDAY ACTIVITY 2

	<b>READ</b>	Read the  and  words from Thursday Activity 1.
	<b>WRITE</b>	Draw a picture of your favourite part of the Big Book story.







## FRIDAY ACTIVITY 1

	<b>READ</b>	Read all the  and  words again.
	<b>READ</b>	Read the story from Thursday Activity 1.






## FRIDAY ACTIVITY 2

	<b>READ</b>	Read all the  and  words again.
	<b>WRITE</b>	Write the sentences in your book. Fix the mistakes. 1. why did the plant die 2. I dont thinked i did 3. brown is It



#### MONDAY ACTIVITY 1



	<b>LOOK &amp; SAY</b>	happened	don't	die	after	properly
	<b>SOUND OUT</b>	when	my	which	why	
		wheel	try	wheel	cry	
	<b>READ</b>	I will try not to cry when I slip and hurt my leg. I will try to be brave. My teacher will help me. She will help me and make me feel brave.				
	<b>WRITE</b>	Write the  and  words in your dictionary.				

#### MONDAY ACTIVITY 2





	<b>READ</b>	Read the  and  words from Monday Activity 1.				
	<b>READ</b>	Do you try your best when you are at school? Do you try to be good and work hard? You must always try your best.				
	<b>WRITE</b>	Draw a picture of the word: wheel				

#### TUESDAY ACTIVITY 1





	<b>LOOK &amp; SAY</b>	happened	don't	die	after	properly
	<b>SOUND OUT</b>	slam	loud	sink	how	
		hurt	take	which	slip	

	<b>READ</b>	Did you take the cup out of the sink? Did you slip when you took the cup out of the sink? Did it hurt when you slipped at the sink?
	<b>WRITE</b>	Draw a picture of the word: slip







## TUESDAY ACTIVITY 2

	<b>READ</b>	Read the  and  words from Tuesday Activity 1.
	<b>WRITE</b>	<p>1. What did you take out of the sink? I took the _____ out of the sink.</p> <p>2. Where did you slip? I slipped at the _____.</p>

## WEDNESDAY ACTIVITY 1


	<b>LOOK &amp; SAY</b>	happened	don't	die	after	properly
	<b>SOUND OUT</b>	my	try	why	dry	
		cry	shy	try	my	
	<b>READ</b>	I try my best and work hard at school. Then I like to play with my friends. I play with my friends after school.				
	<b>WRITE</b>	<p>1. What do I do at school? I try my _____ and _____ at school.</p> <p>2. When do I play with my friends? I play with my friends _____.</p>				

## WEDNESDAY ACTIVITY 2





	<b>READ</b>	Read the  and  words from Wednesday Activity 1.
	<b>WRITE</b>	Write the  words and  words in your dictionary. Draw a picture of the word: <b>wink</b>

## THURSDAY ACTIVITY 1





	<b>LOOK &amp; SAY</b>	happened	don't	die	after	properly
	<b>SOUND OUT</b>	why	bloom	plan	cry	
		shout	dry	brown	blame	

	<b>READ</b>	<div data-bbox="544 887 1378 1697" data-label="Image"> </div> <p data-bbox="371 1760 1509 2056">           I had a plant. Why did the plant die? I don't know what happened. Did I look after my plant properly? I don't think I did. Why didn't my plant bloom? It is brown!         </p>
--	-------------	--





## THURSDAY ACTIVITY 2

	<b>READ</b>	Read the  and  words from Thursday Activity 1.
	<b>WRITE</b>	Draw a picture of your favourite part of the Big Book story.







## FRIDAY ACTIVITY 1

	<b>READ</b>	Read all the  and  words again.
	<b>READ</b>	Read the story from Thursday Activity 1.






## FRIDAY ACTIVITY 2

	<b>READ</b>	Read all the  and  words again.
	<b>WRITE</b>	Write the sentences in your book. Fix the mistakes. 1. why did the plant die 2. I dont thinked i did 3. brown is It



#### MONDAY ACTIVITY 1



	<b>LOOK &amp; SAY</b>	happened	don't	die	after	properly
	<b>SOUND OUT</b>	when	my	which	why	
		wheel	try	wheel	cry	
	<b>READ</b>	I will try not to cry when I slip and hurt my leg. I will try to be brave. My teacher will help me. She will help me and make me feel brave.				
	<b>WRITE</b>	Write the  and  words in your dictionary.				

#### MONDAY ACTIVITY 2





	<b>READ</b>	Read the  and  words from Monday Activity 1.				
	<b>READ</b>	Do you try your best when you are at school? Do you try to be good and work hard? You must always try your best.				
	<b>WRITE</b>	Draw a picture of the word: wheel				

#### TUESDAY ACTIVITY 1





	<b>LOOK &amp; SAY</b>	happened	don't	die	after	properly
	<b>SOUND OUT</b>	slam	loud	sink	how	
		hurt	take	which	slip	

	<b>READ</b>	Did you take the cup out of the sink? Did you slip when you took the cup out of the sink? Did it hurt when you slipped at the sink?
	<b>WRITE</b>	Draw a picture of the word: slip

## TUESDAY ACTIVITY 2







	<b>READ</b>	Read the  and  words from Tuesday Activity 1.
	<b>WRITE</b>	<p>1. What did you take out of the sink? I took the _____ out of the sink.</p> <p>2. Where did you slip? I slipped at the _____.</p>

## WEDNESDAY ACTIVITY 1



	<b>LOOK &amp; SAY</b>	happened	don't	die	after	properly
	<b>SOUND OUT</b>	my	try	why	dry	
		cry	shy	try	my	
	<b>READ</b>	I try my best and work hard at school. Then I like to play with my friends. I play with my friends after school.				
	<b>WRITE</b>	<p>1. What do I do at school? I try my _____ and _____ at school.</p> <p>2. When do I play with my friends? I play with my friends _____.</p>				




## WEDNESDAY ACTIVITY 2





	<b>READ</b>	Read the  and  words from Wednesday Activity 1.
	<b>WRITE</b>	Write the  words and  words in your dictionary. Draw a picture of the word: <b>wink</b>

## THURSDAY ACTIVITY 1



	<b>LOOK &amp; SAY</b>	happened	don't	die	after	properly
	<b>SOUND OUT</b>	why	bloom	plan	cry	
		shout	dry	brown	blame	

	<b>READ</b>	<div data-bbox="544 887 1380 1697" data-label="Image"> </div> <p data-bbox="370 1760 1509 2056">           I had a plant. Why did the plant die? I don't know what happened. Did I look after my plant properly? I don't think I did. Why didn't my plant bloom? It is brown!         </p>
--	-------------	--





## THURSDAY ACTIVITY 2

	<b>READ</b>	Read the  and  words from Thursday Activity 1.
	<b>WRITE</b>	Draw a picture of your favourite part of the Big Book story.







## FRIDAY ACTIVITY 1

	<b>READ</b>	Read all the  and  words again.
	<b>READ</b>	Read the story from Thursday Activity 1.






## FRIDAY ACTIVITY 2

	<b>READ</b>	Read all the  and  words again.
	<b>WRITE</b>	Write the sentences in your book. Fix the mistakes. 1. why did the plant die 2. I dont thinked i did 3. brown is It



#### MONDAY ACTIVITY 1



	<b>LOOK &amp; SAY</b>	happened	don't	die	after	properly
	<b>SOUND OUT</b>	when	my	which	why	
		wheel	try	wheel	cry	
	<b>READ</b>	I will try not to cry when I slip and hurt my leg. I will try to be brave. My teacher will help me. She will help me and make me feel brave.				
	<b>WRITE</b>	Write the  and  words in your dictionary.				

#### MONDAY ACTIVITY 2





	<b>READ</b>	Read the  and  words from Monday Activity 1.				
	<b>READ</b>	Do you try your best when you are at school? Do you try to be good and work hard? You must always try your best.				
	<b>WRITE</b>	Draw a picture of the word: wheel				

#### TUESDAY ACTIVITY 1





	<b>LOOK &amp; SAY</b>	happened	don't	die	after	properly
	<b>SOUND OUT</b>	slam	loud	sink	how	
		hurt	take	which	slip	

	<b>READ</b>	Did you take the cup out of the sink? Did you slip when you took the cup out of the sink? Did it hurt when you slipped at the sink?
	<b>WRITE</b>	Draw a picture of the word: slip







## TUESDAY ACTIVITY 2

	<b>READ</b>	Read the  and  words from Tuesday Activity 1.
	<b>WRITE</b>	<p>1. What did you take out of the sink? I took the _____ out of the sink.</p> <p>2. Where did you slip? I slipped at the _____.</p>

## WEDNESDAY ACTIVITY 1


	<b>LOOK &amp; SAY</b>	happened	don't	die	after	properly
	<b>SOUND OUT</b>	my	try	why	dry	
		cry	shy	try	my	
	<b>READ</b>	I try my best and work hard at school. Then I like to play with my friends. I play with my friends after school.				
	<b>WRITE</b>	<p>1. What do I do at school? I try my _____ and _____ at school.</p> <p>2. When do I play with my friends? I play with my friends _____.</p>				

## WEDNESDAY ACTIVITY 2





	<b>READ</b>	Read the  and  words from Wednesday Activity 1.
	<b>WRITE</b>	Write the  words and  words in your dictionary. Draw a picture of the word: <b>wink</b>

## THURSDAY ACTIVITY 1





	<b>LOOK &amp; SAY</b>	happened	don't	die	after	properly
	<b>SOUND OUT</b>	why	bloom	plan	cry	
		shout	dry	brown	blame	

	<b>READ</b>	<div data-bbox="544 887 1380 1697" data-label="Image"> </div> <p data-bbox="368 1758 1513 2056">           I had a plant. Why did the plant die? I don't know what happened. Did I look after my plant properly? I don't think I did. Why didn't my plant bloom? It is brown!         </p>
--	-------------	--





## THURSDAY ACTIVITY 2

	<b>READ</b>	Read the  and  words from Thursday Activity 1.
	<b>WRITE</b>	Draw a picture of your favourite part of the Big Book story.







## FRIDAY ACTIVITY 1

	<b>READ</b>	Read all the  and  words again.
	<b>READ</b>	Read the story from Thursday Activity 1.






## FRIDAY ACTIVITY 2

	<b>READ</b>	Read all the  and  words again.
	<b>WRITE</b>	Write the sentences in your book. Fix the mistakes. 1. why did the plant die 2. I dont thinked i did 3. brown is It



#### MONDAY ACTIVITY 1



	<b>LOOK &amp; SAY</b>	happened	don't	die	after	properly
	<b>SOUND OUT</b>	when	my	which	why	
		wheel	try	wheel	cry	
	<b>READ</b>	I will try not to cry when I slip and hurt my leg. I will try to be brave. My teacher will help me. She will help me and make me feel brave.				
	<b>WRITE</b>	Write the  and  words in your dictionary.				

#### MONDAY ACTIVITY 2





	<b>READ</b>	Read the  and  words from Monday Activity 1.				
	<b>READ</b>	Do you try your best when you are at school? Do you try to be good and work hard? You must always try your best.				
	<b>WRITE</b>	Draw a picture of the word: wheel				

#### TUESDAY ACTIVITY 1





	<b>LOOK &amp; SAY</b>	happened	don't	die	after	properly
	<b>SOUND OUT</b>	slam	loud	sink	how	
		hurt	take	which	slip	

	<b>READ</b>	Did you take the cup out of the sink? Did you slip when you took the cup out of the sink? Did it hurt when you slipped at the sink?
	<b>WRITE</b>	Draw a picture of the word: slip

## TUESDAY ACTIVITY 2







	<b>READ</b>	Read the  and  words from Tuesday Activity 1.
	<b>WRITE</b>	<p>1. What did you take out of the sink? I took the _____ out of the sink.</p> <p>2. Where did you slip? I slipped at the _____.</p>

## WEDNESDAY ACTIVITY 1



	<b>LOOK &amp; SAY</b>	happened	don't	die	after	properly
	<b>SOUND OUT</b>	my	try	why	dry	
		cry	shy	try	my	
	<b>READ</b>	I try my best and work hard at school. Then I like to play with my friends. I play with my friends after school.				
	<b>WRITE</b>	<p>1. What do I do at school? I try my _____ and _____ at school.</p> <p>2. When do I play with my friends? I play with my friends _____.</p>				




## WEDNESDAY ACTIVITY 2





	<b>READ</b>	Read the  and  words from Wednesday Activity 1.
	<b>WRITE</b>	Write the  words and  words in your dictionary. Draw a picture of the word: <b>wink</b>

## THURSDAY ACTIVITY 1



	<b>LOOK &amp; SAY</b>	happened	don't	die	after	properly
	<b>SOUND OUT</b>	why	bloom	plan	cry	
		shout	dry	brown	blame	

	<b>READ</b>	<div data-bbox="544 887 1380 1697" data-label="Image"> </div> <p data-bbox="368 1758 1513 2056">           I had a plant. Why did the plant die? I don't know what happened. Did I look after my plant properly? I don't think I did. Why didn't my plant bloom? It is brown!         </p>
--	-------------	--





## THURSDAY ACTIVITY 2

	<b>READ</b>	Read the  and  words from Thursday Activity 1.
	<b>WRITE</b>	Draw a picture of your favourite part of the Big Book story.







## FRIDAY ACTIVITY 1

	<b>READ</b>	Read all the  and  words again.
	<b>READ</b>	Read the story from Thursday Activity 1.






## FRIDAY ACTIVITY 2

	<b>READ</b>	Read all the  and  words again.
	<b>WRITE</b>	Write the sentences in your book. Fix the mistakes. 1. why did the plant die 2. I dont thinked i did 3. brown is It



#### MONDAY ACTIVITY 1



	<b>LOOK &amp; SAY</b>	happened	don't	die	after	properly
	<b>SOUND OUT</b>	when	my	which	why	
		wheel	try	wheel	cry	
	<b>READ</b>	I will try not to cry when I slip and hurt my leg. I will try to be brave. My teacher will help me. She will help me and make me feel brave.				
	<b>WRITE</b>	Write the  and  words in your dictionary.				

#### MONDAY ACTIVITY 2





	<b>READ</b>	Read the  and  words from Monday Activity 1.				
	<b>READ</b>	Do you try your best when you are at school? Do you try to be good and work hard? You must always try your best.				
	<b>WRITE</b>	Draw a picture of the word: wheel				

#### TUESDAY ACTIVITY 1





	<b>LOOK &amp; SAY</b>	happened	don't	die	after	properly
	<b>SOUND OUT</b>	slam	loud	sink	how	
		hurt	take	which	slip	

	<b>READ</b>	Did you take the cup out of the sink? Did you slip when you took the cup out of the sink? Did it hurt when you slipped at the sink?
	<b>WRITE</b>	Draw a picture of the word: slip







## TUESDAY ACTIVITY 2

	<b>READ</b>	Read the  and  words from Tuesday Activity 1.
	<b>WRITE</b>	<p>1. What did you take out of the sink? I took the _____ out of the sink.</p> <p>2. Where did you slip? I slipped at the _____.</p>



## WEDNESDAY ACTIVITY 1


	<b>LOOK &amp; SAY</b>	happened	don't	die	after	properly
	<b>SOUND OUT</b>	my	try	why	dry	
		cry	shy	try	my	
	<b>READ</b>	I try my best and work hard at school. Then I like to play with my friends. I play with my friends after school.				
	<b>WRITE</b>	<p>1. What do I do at school? I try my _____ and _____ at school.</p> <p>2. When do I play with my friends? I play with my friends _____.</p>				

## WEDNESDAY ACTIVITY 2





	<b>READ</b>	Read the  and  words from Wednesday Activity 1.
	<b>WRITE</b>	Write the  words and  words in your dictionary. Draw a picture of the word: <b>wink</b>

## THURSDAY ACTIVITY 1





	<b>LOOK &amp; SAY</b>	happened	don't	die	after	properly
	<b>SOUND OUT</b>	why	bloom	plan	cry	
		shout	dry	brown	blame	

	<b>READ</b>	<div data-bbox="544 887 1380 1697" data-label="Image"> </div> <p data-bbox="368 1758 1513 2056">           I had a plant. Why did the plant die? I don't know what happened. Did I look after my plant properly? I don't think I did. Why didn't my plant bloom? It is brown!         </p>
--	-------------	--





## THURSDAY ACTIVITY 2

	<b>READ</b>	Read the  and  words from Thursday Activity 1.
	<b>WRITE</b>	Draw a picture of your favourite part of the Big Book story.







## FRIDAY ACTIVITY 1

	<b>READ</b>	Read all the  and  words again.
	<b>READ</b>	Read the story from Thursday Activity 1.






## FRIDAY ACTIVITY 2

	<b>READ</b>	Read all the  and  words again.
	<b>WRITE</b>	Write the sentences in your book. Fix the mistakes. 1. why did the plant die 2. I dont thinked i did 3. brown is It



#### MONDAY ACTIVITY 1



	<b>LOOK &amp; SAY</b>	happened	don't	die	after	properly
	<b>SOUND OUT</b>	when	my	which	why	
		wheel	try	wheel	cry	
	<b>READ</b>	I will try not to cry when I slip and hurt my leg. I will try to be brave. My teacher will help me. She will help me and make me feel brave.				
	<b>WRITE</b>	Write the  and  words in your dictionary.				

#### MONDAY ACTIVITY 2





	<b>READ</b>	Read the  and  words from Monday Activity 1.				
	<b>READ</b>	Do you try your best when you are at school? Do you try to be good and work hard? You must always try your best.				
	<b>WRITE</b>	Draw a picture of the word: wheel				

#### TUESDAY ACTIVITY 1





	<b>LOOK &amp; SAY</b>	happened	don't	die	after	properly
	<b>SOUND OUT</b>	slam	loud	sink	how	
		hurt	take	which	slip	

	<b>READ</b>	Did you take the cup out of the sink? Did you slip when you took the cup out of the sink? Did it hurt when you slipped at the sink?
	<b>WRITE</b>	Draw a picture of the word: slip

## TUESDAY ACTIVITY 2







	<b>READ</b>	Read the  and  words from Tuesday Activity 1.
	<b>WRITE</b>	<p>1. What did you take out of the sink? I took the _____ out of the sink.</p> <p>2. Where did you slip? I slipped at the _____.</p>

## WEDNESDAY ACTIVITY 1



	<b>LOOK &amp; SAY</b>	happened	don't	die	after	properly
	<b>SOUND OUT</b>	my	try	why	dry	
		cry	shy	try	my	
	<b>READ</b>	I try my best and work hard at school. Then I like to play with my friends. I play with my friends after school.				
	<b>WRITE</b>	<p>1. What do I do at school? I try my _____ and _____ at school.</p> <p>2. When do I play with my friends? I play with my friends _____.</p>				




## WEDNESDAY ACTIVITY 2





	<b>READ</b>	Read the  and  words from Wednesday Activity 1.
	<b>WRITE</b>	Write the  words and  words in your dictionary. Draw a picture of the word: <b>wink</b>

## THURSDAY ACTIVITY 1



	<b>LOOK &amp; SAY</b>	happened	don't	die	after	properly
	<b>SOUND OUT</b>	why	bloom	plan	cry	
		shout	dry	brown	blame	

	<b>READ</b>	<div data-bbox="544 887 1380 1697" data-label="Image"> </div> <p data-bbox="368 1758 1513 2056">           I had a plant. Why did the plant die? I don't know what happened. Did I look after my plant properly? I don't think I did. Why didn't my plant bloom? It is brown!         </p>
--	-------------	--





## THURSDAY ACTIVITY 2

	<b>READ</b>	Read the  and  words from Thursday Activity 1.
	<b>WRITE</b>	Draw a picture of your favourite part of the Big Book story.

## FRIDAY ACTIVITY 1

	<b>READ</b>	Read all the  and  words again.
	<b>READ</b>	Read the story from Thursday Activity 1.

## FRIDAY ACTIVITY 2

	<b>READ</b>	Read all the  and  words again.
	<b>WRITE</b>	Write the sentences in your book. Fix the mistakes. 1. why did the plant die 2. I dont thinked i did 3. brown is It